

BOYS BASKETBALL

NSAA STATE CHAMPIONSHIPS



"NSAA activities...the other half of education."



Dear Friends:

Welcome to another competition of Nebraska's state championship games!

Congratulations to the students who have qualified for this year's championship. You should all be proud of the hard work and determination that have propelled you to this point.

Your achievement as a championship competitor has been made possible by the support you've received along the way. Be sure to thank everyone who has helped you get here. I want to extend my personal gratitude to coaches, parents, and guardians who have invested in our talented young Nebraskans.

Extracurricular activities like these give students the skills and abilities to ensure success long after they finish school. There are few better settings to develop character than in extracurricular contests. These competitions encourage our students to dream big, persevere, and work as a team.

Win or lose, I hope that this competition provides you with friendships and memories that are lifelong. Best wishes for a safe and successful competition!

Sincerely,
Pete Ricketts
Governor



“High school activities, the other half of education!”

Congratulations to the student participants, their parents, and the schools they represent on qualifying for the NSAA state championship activities. We welcome you and applaud your hard work and dedication. The time, effort, and commitment you have put into your activity has paid off and you should be very proud of this accomplishment.

The Nebraska School Activities Association is proud of the educational based activities that we provide to our schools for our students. Our mission is to promote the high ideals of citizenship, fair competition, sportsmanship, and teamwork in an effort to complement our member schools' curricular programs.

Perhaps cliché, but definitely true, today's students are tomorrow's leaders. Events like our championships help to form these leaders by instilling values and leadership qualities while rounding out their educational experiences.

None of this would be possible without the incredible dedication and commitment of the many outstanding teachers, coaches, and administrators throughout Nebraska. These educators, together with strong support from parents, patrons, and fans like you, provide our children a solid foundation for their future success.

Once again, congratulations, and good luck!

Jay Bellar
NSAA Executive Director



“NSAA activities...the other half of education.”

BOYS BASKETBALL

NSAA STATE CHAMPIONSHIPS
MARCH 9-13, 2021
LINCOLN

Tuesday, March 9

Pinnacle Bank Arena

Session 1	9:00 A.M.	Class B
Session 2	11:15 A.M.	Class B
Session 3	1:30 P.M.	Class A
Session 4	4:00 P.M.	Class A
Session 5	6:15 P.M.	Class A
Session 6	8:30 P.M.	Class A

Wednesday, March 10

Pinnacle Bank Arena			Lincoln Northeast	Lincoln Southeast	Lincoln East
Session 7	9:00 A.M.	Class B			
Session 8	11:15 A.M.	Class B	11:00 A.M.	Class D1	Class D2
Session 9	1:30 P.M.	Class C1	1:30 P.M.	Class D1	Class D2
Session 10	4:00 P.M.	Class C1	4:00 P.M.	Class D1	Class D2
Session 11	6:15 P.M.	Class C1	6:30 P.M.	Class D1	Class D2
Session 12	8:30 P.M.	Class C1			

Thursday, March 11

Pinnacle Bank Arena

Session 13	9:00 A.M.	Class D2
Session 14	11:15 A.M.	Class D2
Session 15	1:30 P.M.	Class D1
Session 16	4:00 P.M.	Class D1
Session 17	6:15 P.M.	Class C2
Session 18	8:30 P.M.	Class C2

Friday, March 12

Pinnacle Bank Arena

Session 19	9:00 A.M.	Class C1
Session 20	11:15 A.M.	Class C1
Session 21	1:30 P.M.	Class B
Session 22	4:00 P.M.	Class B
Session 23	6:15 P.M.	Class A
Session 24	8:30 P.M.	Class A

Third Place Lincoln North Star

9:00 A.M.	Class D2
11:30 A.M.	Class D1
2:00 P.M.	Class C2

Saturday, March 13

Championship Finals

Pinnacle Bank Arena

Session 25	9:00 A.M.	Class D1
	10:45 A.M.	Class C1
Session 26	2:00 P.M.	Class B
	3:45 P.M.	Class D2
Session 27	7:00 P.M.	Class A
	8:45 P.M.	Class C2

Third Place Lincoln North Star

9:00 A.M.	Class C1
-----------	----------

NSAA EXECUTIVE DIRECTOR

Jay Bellar

CHAMPIONSHIP SITES

CHAMPIONSHIP DIRECTOR

Jon Dolliver, NSAA Assistant Director

PHYSICIANS

- Dr. Tim Dalton
- Dr. Dennis Hodge
- Dr. Lynette Kramer
- Dr. Nathan Krug
- Kellie Larson, PA
- Dr. Kody Moffatt
- Dr. Hank Newburn
- Dr. Natalie Ronshaugen
- Mike Sebek, PA
- Dr. Janet Sellon
- Dr. Jason Summa

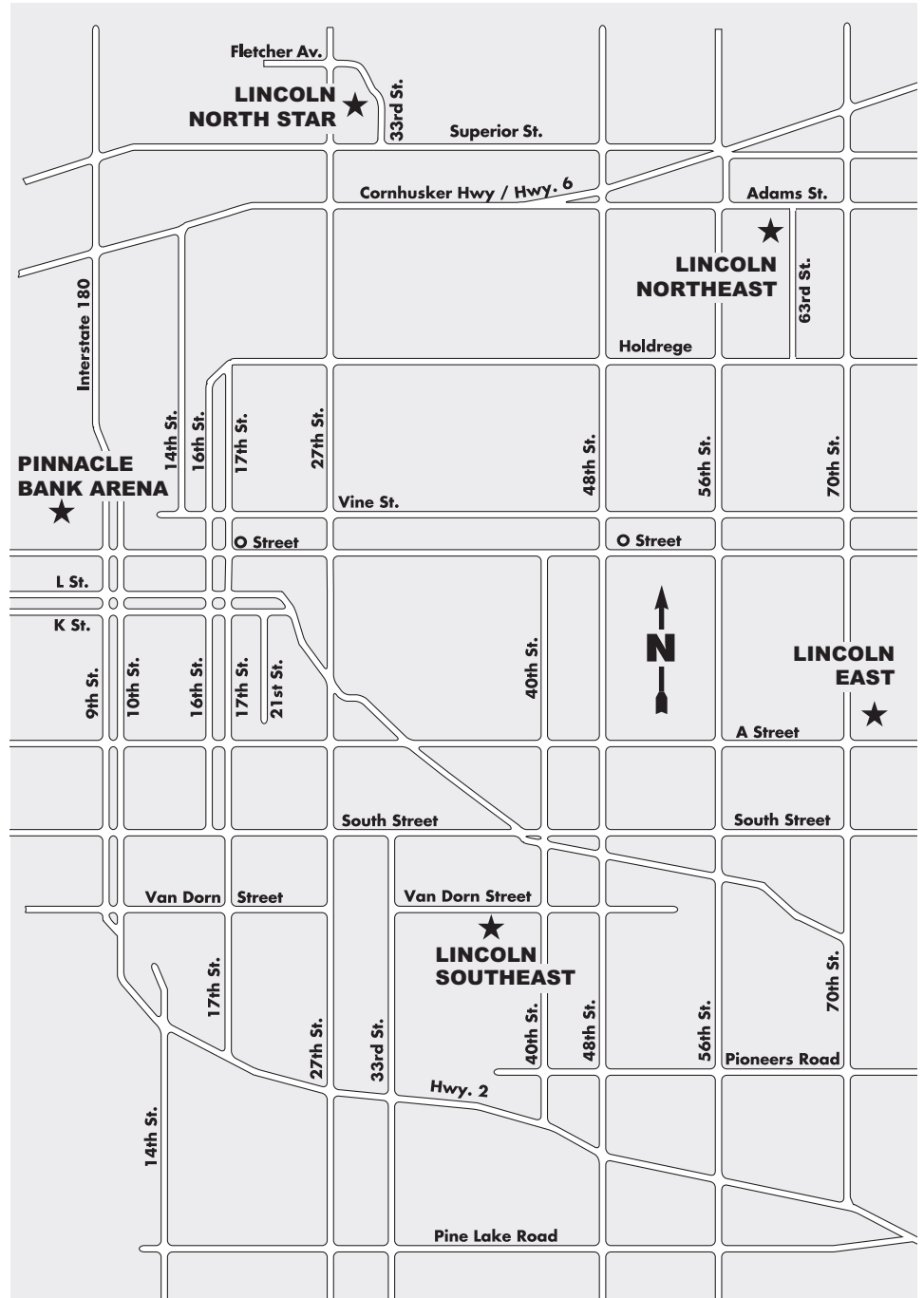
NSATA ATHLETIC TRAINERS

- Jordan Bart
- Cindy Benda
- Jayson Brueggemann
- Bryan Butler
- Justin Eggleston
- Drew Erks
- Micah Hamik
- Chance Hohensee
- Nicole Lee
- Aaron Madsen
- Mac McQuiston
- Cassie Metzner
- Andrew Sheridan
- Mike Sloup
- Becky Sullivan
- Ryan Townsend
- Tyler Vrba

NATIONAL ANTHEM SINGERS

Saturday, March 13

- John Greisen, Lincoln Southwest High School
- Dylan Anderson, Wayne High School
- Addison Earnest, Malcolm High School





SUBSCRIBE
FOLLOW
WATCH

WATCH LIVE NOW!

www.NFHSnetwork.com

THE NATION'S LEADER IN **LIVE**
HIGH SCHOOL SPORTS



Also Watch On Demand and Buy a Digital Copy



STREAMING LIVE ON [WWW.NFHSNETWORK.COM](http://www.nfhsnetwork.com) FROM ANY DEVICE

Relive all of the exciting action from the
**2021 NSAA STATE
BOYS BASKETBALL
FINALS** with your own DVD copy!

\$19.95
PLUS TAX, SHIPPING
& HANDLING

call **1-800-868-1868**
visit netNebraska.org



2021 NSAA Service Award Winners

The Outstanding & Distinguished Service Awards, started in 1979, are presented annually to individuals who have gone above and beyond what was expected of them in support of high school activities. The Distinguished Service Award recognizes those individuals that have made contributions to the entire Nebraska School Activities Association and its member schools as a whole. The Outstanding Service Award recognizes those individuals that made contributions to a specific NSAA activity.

DISTINGUISHED SERVICE AWARD




Dr. Kody Moffatt



Larry Mollring



Ronda Schmidt



CALLAM


SPORTS PHOTOGRAPHY

WWW.CALLAMSPORTSPHOTO.COM

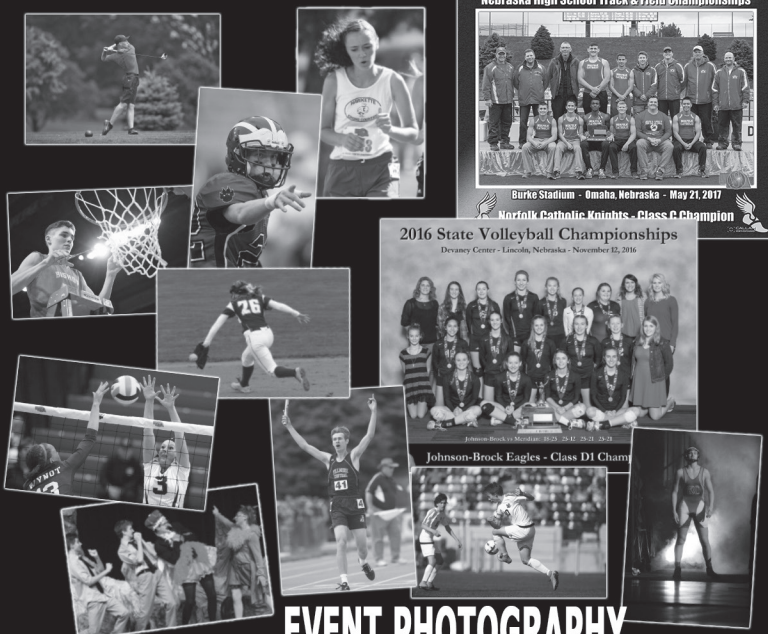
[EMAIL: CALLAMSPORTS@GMAIL.COM](mailto:CALLAMSPORTS@GMAIL.COM)

PHONE: 402-499-5630

SCHOOL TEAM AND INDIVIDUAL PHOTOS



EVENT PHOTOGRAPHY



35th Annual MIKE TRADER'S 2021 Mid-America BASKETBALL CAMPS



- Over 140 of the boys and girls who played in the 2020 State Basketball Tournament have attended Mike Trader's Basketball Camp!
- Over 33,000 camp participants have attended during the past 34 years!
- Outstanding coaches!
- Individual skill development emphasized!
- Games!



**GRAND ISLAND CENTRAL CATHOLIC
OGALLALA PRAIRIE VIEW • MORRILL HIGH SCHOOL
NORFOLK YMCA • HASTINGS MIDDLE SCHOOL
DOANE UNIVERSITY • CCC - COLUMBUS • HASTINGS COLLEGE**

INDIVIDUAL SESSIONS:

- MAY 24 - 27 • GICC • Boys & Girls-Commuter Only
- JUNE 1 - 4 • OGALLALA PRAIRIE VIEW • Boys & Girls-Commuter Only
- JUNE 14 - 16 • MORRILL HIGH SCHOOL • Boys & Girls-Commuter Only
- JUNE 21 - 24 • NORFOLK YMCA • Boys & Girls-Commuter Only
- JUNE 28 - JULY 1 • HASTINGS MIDDLE SCHOOL • Boys & Girls-Commuter Only
- JULY 6 - 9 • DOANE UNIVERSITY • Boys & Girls-Overnight & Commuter
- JULY 18 - 21 • CCC-COLUMBUS • Boys & Girls-Overnight & Commuter
- JULY 22 - 25 • HASTINGS COLLEGE • Boys-Overnight & Commuter
- JULY 26 - 29 • GICC • Boys & Girls-Commuter Only



For more information or applications,
log on to Mike Trader's website at
www.traderscamp.com

Or write to:
Mike Trader, P.O. Box 86, York, NE 68467--0086
Phone: 402-960-8011
E-mail: mtrader@hastings.edu



CLASS A

NSAA Boys Basketball Bracket

Pinnacle Bank Arena • March 9 • 1:30 pm

#1 Millard North
Mustangs (23-2) 45.6400

vs.

#8 Millard South
Patriots (11-11) 40.4091

Pinnacle Bank Arena • March 9 • 4:00 pm

#4 Lincoln Pius X
Thunderbolts (18-3) 44.0000

vs.

#5 Millard West
Wildcats (17-5) 42.7273

Pinnacle Bank Arena • March 9 • 6:15 pm

#2 Bellevue West
Thunderbirds (22-2) 45.5833

vs.

#7 Lincoln East
Spartans (10-12) 40.7273

Pinnacle Bank Arena • March 9 • 8:30 pm

#3 Creighton Preparatory School
Jr. Jays (22-2) 44.8333

vs.

#6 Papillion-La Vista South
Titans (15-9) 41.8750

Semifinals
Pinnacle Bank Arena • March 12 • 6:15 pm

Winner Game 1

Winner Game 2

Finals
Pinnacle Bank Arena • March 13 • 7:00 pm

Winner Game 5

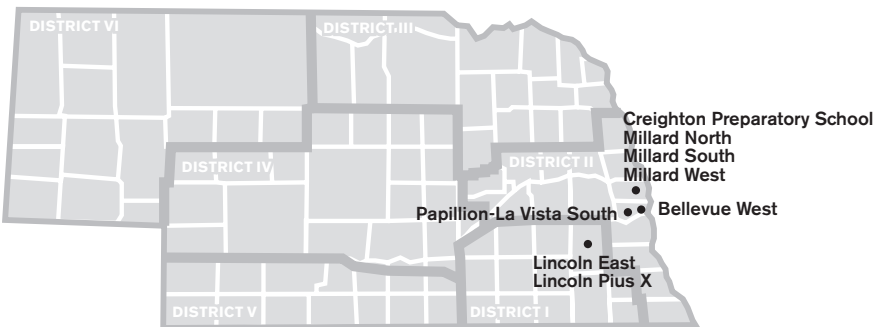
Winner Game 6

Semifinals
Pinnacle Bank Arena • March 12 • 8:30 pm

Winner Game 3

Winner Game 4

Champion



MILLARD NORTH Mustangs | Blue/Silver/Green | 23-2

Superintendent: Dr. Jim Suttin
Principal: Brian Begley
Athletic Director: Chad Zimmerman
NSAA Team Enrollment: 987
Conference: Metro
Head Coach: Tim Cannon
Assistant Coaches: Michael Etzelmiller, Andy Hahn, Nick Moyer, Glenn Biehl, Seth McClurkin, Tad Young, Tom Luzarraga
State Tournament Appearances: 10
Most Recent State Tournament: 2020
Runner-up: A/2020



Season Record 23-2

Columbus	W	95-46
Omaha Westside	W	73-42
Omaha Benson	W	107-57
Papillion-LaVista	W	89-74
Omaha South	W	82-64
Lincoln East	W	59-43
Omaha Burke	W	91-41
Papillion-LaVista	W	73-62
Omaha Central	W	73-60
Bellevue West	W	94-91
CB Abraham Lincoln, IA	W	85-78
Papillion-LaVista South	W	77-62
Omaha Central	W	69-58
Lincoln Northeast	W	87-48
Millard South	W	62-51
Omaha Burke	W	95-65
Bellevue West	L	69-81
Lincoln North Star	W	89-49
Elkhorn South	W	87-71
Lincoln Southwest	W	96-68
Millard West	W	60-45
Oak Hill Academy, VA	W	80-76
Creighton Preparatory School	L	75-76
Kearney	W	73-43
Norfolk	W	113-77
Gretna	W	67-29

No.	Name	GR	POS	HT	PTS	AVG	REB	AVG	AST	STL	BLK
1	Saint Thomas	12	F	6-7	569	21.9	203	7.8	136	40	18
2	Vaughn Sipple	12	G	6-0	39	2.1	18	0.9	11	7	1
3	David Harmon	11	G/F	6-3	40	1.5	19	0.7	13	9	1
4	Jadin Johnson	12	G	6-4	177	6.8	81	3.1	128	51	6
5	Hunter Sallis	12	G	6-5	584	22.5	140	5.4	93	63	10
10	Isaiah McMorris	9	G	6-0	17	1.3	5	0.4	3	4	0
11	Elijah Gaeth	9	G	6-1	22	1.6	3	0.2	5	2	0
13	Neal Mosser	9	G	6-2	33	1.5	12	0.5	11	3	0
20	Braxton Wolfe	12	G	5-11	11	.8	5	.4	3	3	0
25	Nick Dolezal	11	F	6-4	49	1.9	29	1.1	10	4	5
30	Colin Monie	12	G/F	6-3	35	1.3	46	1.8	15	18	1
35	Jasen Green	11	F	6-7	313	12	182	7.0	33	32	35
40	Tommy Hook	12	F/C	6-5	17	1.5	3	0.3	0	0	1
43	Tyler Sandoval	12	F/C	6-9	187	7.8	122	5.1	33	11	28

MILLARD SOUTH Patriots | Red/White | 11-11

Superintendent: Dr. Jim Suttin
Principal: Heidi Weaver
Athletic Director: Steve Throne
NSAA Team Enrollment: 967
Conference: Metro
Head Coach: Tim Leuschen
Assistant Coaches: Tim Locum, Matt Turner, Ben Thorn, Jordan Fuglestad, Taylor Mendenhall, Nick Hargis, Trevor Wiegert
State Tournament Appearances: 22
Most Recent State Tournament: 2018
State Championship Years: D/1951, B/1966, A/1983, A/1984, A/1988, A/1989, A/1991
Runner-up: D/1954, A/1995



Season Record 11-11

Bellevue West	L	50-79
Norfolk	W	87-55
Papillion-LaVista South	L	46-73
Bellevue East	W	50-36
Omaha Burke	L	53-63
Millard West	L	44-54
Omaha Northwest	W	72-38
Omaha Benson	W	58-40
Creighton Preparatory School	L	37-54
Lincoln High	W	65-44
Millard North	L	51-62
Elkhorn South	L	55-67
Millard West	L	45-55
Papillion-LaVista	L	50-61
Omaha Bryan	W	63-47
Omaha Central	L	49-74
Columbus	W	67-25
Lincoln Northeast	L	60-73
Omaha North	W	54-25
Omaha Westside	W	52-48
Lincoln Northeast	W	52-43
Papillion-LaVista	W	35-34

No.	Name	GR	POS	HT	PTS	AVG	REB	AVG	AST	STL	BLK
2	Noah Nordstrom	10	G	6-2	0	0	0	0	0	0	0
3	Brock Murtaugh	10	G	6-3	46	2.1	61	2.8	20	18	3
4	Joshua Wilson	11	F	6-1	0	0	0	0	0	0	0
5	Blake Stenger	12	G	6-0	129	6.8	63	3.3	58	18	2
10	Maal Jal	10	F	6-4	27	1.9	14	1	4	1	0
11	Lance Rucker	10	F	6-3	179	8.1	96	4.4	6	13	10
12	Gage Stenger	11	G	6-3	184	8.4	77	3.5	92	26	9
13	Trey Moseman	10	G	6-0	33	1.9	20	1.2	12	6	0
20	Braden Cannon	11	F	6-2	21	1.3	34	2.1	5	5	1
22	Jackson Crain	11	G	6-4	7	0.8	3	0.3	2	0	1
23	Michael Harding	12	F	6-3	217	9.9	81	3.7	39	24	10
30	Austin Trotter	10	F	6-3	0	0	9	1.8	2	1	1
33	William Cooper	9	F	6-5	157	7.1	28	1.3	39	14	5
34	Jack Cooper	12	F	6-6	195	8.9	142	6.5	9	10	19

LINCOLN PIUS X Thunderbolts | Green/Gold/White | 18-3

Superintendent: Fr. Jim Meysenburg
Principal: Tom Kortá
Athletic Director: Greg Lesiak
NSAA Team Enrollment: 451
Conference: Heartland Athletic Conference
Head Coach: Brian Spicka
Assistant Coaches: Adam Brill, Tim Meduna, Tom Schneider, Alex Adams, Matt Sestak, Jared Prevetá
State Tournament Appearances: 35
Most Recent State Tournament: 2019
State Championship Years: O/1923, D/1924, B/1974, B/1992, B/2000, B/2004, B/2019
Runner-up: B/1982, B/1987, B/1988, B/1989, B/1998, B/2002




Season Record 18-3

Lincoln North Star	W	72-43
Gretna	W	40-36
Lincoln East	W	47-43
Lincoln North Star	W	74-65
Lincoln Southeast	W	62-44
Lincoln Southwest	W	77-36
Lincoln Northeast	W	67-36
Bellevue West	L	65-82
Kearney	W	72-60
Norfolk	W	91-56
Omaha Skutt Catholic	W	57-51
Columbus	W	79-28
Omaha Burke	W	80-45
North Platte	W	84-33
Lincoln East	L	59-66
Omaha South	W	54-34
Grand Island Central Catholic	W	65-45
Lincoln Southeast	W	66-55
Grand Island	W	74-53
Omaha South	W	59-44
Lincoln East	L	51-56

No.	Name	GR	POS	HT	PTS	AVG	REB	AVG	AST	STL	BLK
2	Samuel Hoiberg	12	G	6-	314	15.0	89	4.2	79	3.8	6
4	Thomas Dworak	11	G	6-2	10	1.0	5	.5	4	.4	0
5	Jack Reiling	11	G	5-10	18	1.8	4	.4	0	.0	0
11	Lucas Taubenheim	12	G	6-2	107	5.1	91	4.3	66	3.1	0
12	Charles Hoiberg	12	G	6-	213	10.7	58	2.9	35	1.8	2
14	Thomas Linderman	12	F	6-4	34	2.0	27	1.6	5	.3	3
23	Brady Christiansen	11	F	6-6	97	5.7	59	3.5	23	1.4	1
24	Joshua Hall	12	G	6-4	11	1.4	7	.9	8	1.0	1
30	Samuel Hastreiter	11	F	6-6	199	9.5	109	5.2	18	.9	3
32	Jackson Hastreiter	11	F	6-6	91	4.3	33	1.6	13	.6	3
34	Samuel Easley	12	G	6-3	131	6.2	42	2.0	24	1.1	6
35	Jackson Kessler	10	G	5-10	12	1.3	6	.7	3	.3	0
42	Jake Greisen	12	F	6-6	33	2.1	24	1.5	6	.4	4
44	Blake Daberkow	12	F	6-9	123	5.9	55	2.6	19	.9	20

MILLARD WEST Wildcats | Forest Green/Black/White | 17-5

Superintendent: Dr. Jim Sutfin
Principal: Dr. Greg Tiemann
Athletic Director: Lance Smith
NSAA Team Enrollment: 870
Conference: Metro
Head Coach: Bill Morrison
Assistant Coaches: Dan Hall, Dale Gall, Bret Siepker, Pat Freeman, Chris Tauber, Camden Persigehl
State Tournament Appearances: 7
Most Recent State Tournament: 2016



Season Record 17-5

Fremont	W	85-47
North Platte	W	77-51
Bellevue East	W	81-56
Creighton Preparatory School	L	40-42
Lincoln High	W	78-60
Millard South	W	54-44
Bellevue West	L	56-69
Omaha Northwest	W	62-35
Elkhorn South	W	56-38
Omaha North	L	58-64
Papillion-LaVista South	W	65-48
Grand Island	W	53-26
Omaha Burke	W	78-40
Millard South	W	55-45
Lincoln East	W	60-57
Omaha Westside	L	38-59
Gretna	W	64-47
Millard North	L	45-60
Omaha Benson	W	79-49
Columbus	W	68-36
Omaha North	W	52-34
Omaha Westside	W	55-54

No.	Name	GR	POS	HT	PTS	AVG	REB	AVG	AST	STL	BLK
1	Cole Kirschner	10	G	5-11	25	1.7	11	0.7	2	3	0
2	Ryan Larsen	12	G	6-3	265	12.6	39	1.9	30	38	0
3	Dustin Hatch	12	G/F	6-5	99	4.3	93	4.0	41	22	8
4	Zac Grandgenett	10	G	6-0	33	2.1	7	0.4	8	2	2
5	Chase Hultman	11	G	6-0	60	2.6	45	2.0	54	29	4
10	Benjamin Bizal	12	G	6-2	17	1.1	17	1.1	21	3	2
12	Spencer Fortune	12	F	6-2	20	1.4	10	0.7	1	0	0
14	Peyton Moore	10	G/F	6-5	10	1.7	4	0.7	0	1	0
22	Benjamin Kelley	12	F	6-3	15	1.2	3	0.2	5	0	0
23	James Conway	12	F	6-3	248	10.8	159	6.9	40	36	6
24	Dominic-DeAngelo Humm	12	G	6-1	248	10.8	79	3.4	74	32	0
40	Evan Meyersick	12	F	6-5	283	13.5	104	5	49	14	10
42	Trace Thaden	11	C	6-8	83	4.2	83	4.2	18	9	17
54	Avery Moore	11	F	6-3	2	0.3	9	1.1	2	1	0

BELLEVUE WEST Thunderbirds | Purple/Gold/White | 22-2

Superintendent: Jeff Rippe
Principal: Kevin Rohlfis
Athletic Director: Jon Mauro
NSAA Team Enrollment: 601
Conference: Metro
Head Coach: Doug Woodard
Assistant Coaches: Steve Klein, Matt Lauritsen, Michael Jenkins, Scott Blackwell, Jason Sanderson, Matt Henry
State Tournament Appearances: 19
Most Recent State Tournament: 2020
State Championship Years: A/2000, A/2004, A/2005, A/2014, A/2020
Runner-up: A/1991, A/1999, A/2006, A/2007, A/2018



Season Record 22-2

Millard South	W	79-50
Norfolk	W	91-49
Papillion-LaVista	W	80-52
Elkhorn South	W	61-39
Omaha Benson	W	97-52
Millard West	W	69-56
Creighton Preparatory School	W	73-64
Millard North	L	91-94
Papillion-LaVista South	W	77-59
CB Abraham Lincoln, IA	W	74-72
Lincoln Pius X	W	82-65
Omaha Benson	W	79-56
Omaha North	W	88-47
Bellevue East	W	70-43
Millard North	W	81-69
Creighton Preparatory School	W	79-77
Grand Island	W	67-45
Omaha South	W	63-34
Lincoln East	W	84-54
Omaha Bryan	W	98-58
Sunrise Christian Academy, KS	L	68-75
Omaha Central	W	83-75
Fremont	W	89-49
Lincoln North Star	W	77-48

No.	Name	GR	POS	HT	PTS	AVG	REB	AVG	AST	STL	BLK
3	Jaxon Stueve	10	G	6-3	49	2.2	20	.9	18	7	0
4	Gregory Brown	12	F	6-4	203	8.8	73	3.2	74	32	4
5	Evan Inselman	11	F	6-5	114	5.7	65	3.3	15	11	4
10	Eldon Turner	9	G	5-10	5	.4	3	.2	7	0	0
12	Jaden Jackson	9	G	5-11	107	4.3	17	.7	6	12	0
14	Frankie Fidler	12	F	6-7	529	21.2	160	6.4	53	41	12
20	Preston Ames	11	G	5-11	42	1.8	7	.3	9	7	0
22	Josiah Dotzler	10	G	6-2	282	11.8	60	2.5	46	48	2
24	Gabriel Hepburn	12	G	6-2	393	15.7	127	5.1	208	95	10
30	Dae'Vonn Hall	9	F	6-2	2	.3	9	1.3	2	2	0
32	Logan Toman	10	G	6-0	0	0	0	0	0	0	0
44	William Kyle	11	F	6-7	237	9.5	140	5.6	30	23	45
50	Donnovan Whitfield	10	F	6-2	0	0	0	0	0	0	0
52	Gai Chan	11	F	6-4	4	.6	8	1.1	2	1	0

LINCOLN EAST Spartans | Royal Blue/White | 10-12

Superintendent: Dr. Steve Joel
Principal: Susan Cassata
Athletic Director: Zach Limbach
NSAA Team Enrollment: 891
Conference: Heartland
Head Coach: Jeff Campbell
Assistant Coaches: Matt Wrenholt, Mike Fox, Shane Watteyne, Greg Welch
State Tournament Appearances: 20
Most Recent State Tournament: 2018
State Championship Years: A/1971, A/1978, A/2001
Runner-up: A/1972, A/1974, A/1980, A/1985, A/1997



Season Record 10-12

Millard North	L	43-59
Norfolk	W	62-55
Lincoln Pius X	L	43-47
Gretna	L	49-51
Lincoln Northeast	L	50-51
Fremont	W	73-42
Grand Island	W	57-50
Omaha Central	L	50-63
Kearney	L	57-68
Lincoln North Star	L	52-57
Lincoln High	W	78-48
Lincoln Southeast	W	66-53
Millard West	L	57-60
Columbus	W	51-43
Lincoln Pius X	W	66-59
Bellevue West	L	54-84
Lincoln Southwest	L	63-71
Omaha Westside	L	44-76
Papillion-LaVista	L	41-53
Norfolk	W	79-35
Lincoln Southeast	W	55-38
Lincoln Pius X	W	56-51

No.	Name	GR	POS	HT	PTS	AVG	REB	AVG	AST	STL	BLK
0	Trevor Henrickson	12	F	6-4	162	7.4	120	5.5	19	15	14
2	Oliver Edwards	12	G	5-10	109	5.2	23	1.1	17	13	0
3	Carter Glenn	12	G	5-11	398	19.9	89	4.5	77	29	3
5	Quinton Adams	12	F	6-3	102	4.6	111	5.0	18	13	3
10	Jared Townsley	10	F	6-2	11	0.7	13	0.8	3	2	2
12	Isaac Mickle	11	G	5-11	28	1.9	6	0.4	3	0	0
13	Brayden McPhail	11	G	5-10	200	9.1	26	2.1	56	25	3
20	Logan Shirk	11	F	6-1	21	1.0	34	1.5	6	4	3
24	Joseph Marfisi	11	G	5-10	154	7.0	57	2.6	27	12	2
30	Dylan Witherby	12	F	6-2	18	2.3	7	0.9	0	1	1
32	Zach Van Genderen	11	F	6-2	6	0.5	11	0.8	0	3	2
33	Trevor Storer	11	F	6-2	4	0.7	3	0.5	0	0	0
35	Carter Tempelmeyer	10	G	6-0	30	3.0	19	1.9	1	3	0
45	Christian Melessa	10	F	6-2	4	0.5	3	0.8	2	2	0

CREIGHTON PREPARATORY SCHOOL Jr. Jays | Blue/White | 22-2

Superintendent: John Naatz

Principal: Jim Bopp

Athletic Director: Dr. Dan Schinzel

NSAA Team Enrollment: 781

Conference: Metro

Head Coach: Josh Luedtke

Assistant Coaches: Nick Thompson, Ted Stessman, Tyson Smiley, Scott Sibbensen

State Tournament Appearances: 58

Most Recent State Tournament: 2020

State Championship Years: A/1924, A/1935, A/1936, A/1940, A/1945, A/1964, A/1969, A/1976, A/1981, A/1994, A/2009, A/2015, A/2018

Runner-up: AA/1955, A/1961, A/1963, A/1975, A/2005



Season Record 22-2

Grand Island	W	51-33
Papillion-LaVista	W	62-40
Omaha Northwest	W	73-30
Millard West	W	42-40
Gretna	W	65-47
Lincoln Southwest	W	74-67
Omaha North	W	86-55
Omaha Westside	W	61-57
Bellevue West	L	64-73
Omaha South	W	63-43
Millard South	W	54-37
Bellevue East	W	72-37
Fremont	W	56-41
Omaha Westside	W	62-39
Omaha Bryan	W	86-54
Papillion-LaVista South	W	68-54
Bellevue West	L	77-79
Papillion-LaVista	W	51-50
Lincoln Northeast	W	54-37
Omaha Burke	W	74-44
Millard North	W	76-75
Omaha Central	W	49-39
Omaha Bryan	W	63-50
Elkhorn South	W	62-50

No.	Name	GR	POS	HT	PTS	AVG	REB	AVG	AST	STL	BLK
0	Anthony Tubrick V	12	F	6-8	63	3.5	10	.5	3	2	3
1	Joseph Sudbeck	11	G	5-10	18	.75	5	0	6	5	0
2	Jackson Dasher	11	G	6-3	17	.7	14	.5	5	5	4
3	Justin Sitti	12	G	6-3	218	9.08	95	3.9	76	54	8
4	Brendan Buckley	12	G	6-3	225	9.3	114	4.75	43	37	9
5	Conor Buckley	12	F	6-3	72	3.0	86	3.5	19	13	9
10	Casey OMalley	11	G	6-3	103	5.8	27	1.12	8	7	7
11	Anthony Rollins II	12	F	6-6	208	8.6	156	6.5	16	7	17
12	MaiJhe Wiley	12	G	6-3	214	8.9	67	2.7	27	23	3
15	Alexander Bullock	12	G	6-2	19	.7	18	.9	5	2	1
20	Martel Evans-Sisk	11	G	6-2	69	2.8	24	1.05	9	6	3
21	Luke Jungers	11	F	6-8	288	12.0	103	5.5	19	9	15
32	Ashton Zabka	11	G	5-10	4	.22	2	0	1	1	0

PAPILLION-LAVISTA SOUTH Titans | Royal Blue/Silver/Black | 15-9

Superintendent: Dr. Andrew Rikli

Principal: Jeff Spilker

Athletic Director: Jeremy VanAckeren

NSAA Team Enrollment: 735

Conference: Metro

Head Coach: Joel Hueser

Assistant Coaches: Jim Simpson, Joseph Cooley, Ray Keller, Ian Bowers, Casey Brown, Josias Hueser

State Tournament Appearances: 4

Most Recent State Tournament: 2020



Season Record 15-9

South Sioux City	W	70-23
Kearney	W	59-53
Millard South	W	73-46
Omaha Bryan	W	91-52
Omaha Central	L	69-70
Omaha Northwest	W	81-46
Omaha South	W	72-44
Omaha Central	L	56-63
Omaha Benson	L	65-71
Bellevue West	L	59-77
Millard North	L	62-77
Millard West	L	48-65
Kearney	W	60-55
Papillion-LaVista	L	46-60
Gretna	W	56-50
Creighton Preparatory School	L	54-68
Omaha Westside	L	46-62
Bellevue East	W	64-44
Omaha North	W	67-50
Elkhorn South	W	67-58
Columbus	W	73-36
Lincoln North Star	W	72-66
Lincoln Southwest	W	59-46
Omaha Central	W	64-59

No.	Name	GR	POS	HT	PTS	AVG	REB	AVG	AST	STL	BLK
2	Tyler Mackling	11	G	5-10	24	1.6	8	0.5	11	4	0
3	Tyler Culp	12	G	5-8	65	2.7	32	1.3	56	26	1
12	Mason Burger	12	G	6-2	50	2.3	29	1.3	19	10	0
14	Both Dol	12	F	6-5	57	2.9	39	2	7	12	2
15	Andrew Peterson	10	G	6-2	3	1.5	1	0.5	0	0	0
20	Josiah Beckenhauer	12	G	6-3	180	7.5	49	2	40	16	0
21	Devyn Jones	10	G	6-0	23	1.5	11	0.7	18	12	0
23	Daniel Brocaille	11	G	6-5	424	17.7	124	5.2	75	41	5
24	Ian Medeck	11	F	6-4	59	3	20	1	10	3	1
25	Graham Cassoutt	12	F	6-7	297	12.4	123	5.1	33	14	16
31	Jackson Trout	12	F	6-4	79	3.3	94	3.9	25	13	3
32	Jack Mckittrick	12	F	6-5	46	2.6	41	2.3	7	4	3
33	Brecken Miller	11	G	6-3	4	0.4	5	0.6	1	0	0
34	Thomas Goecke	11	F	6-2	6	0.8	3	0.4	0	0	0

EDUCATORS AND COACHES:

Strengthen your Skills to Elevate your Career

The University of Nebraska at Kearney offers the following **online Master of Arts in Education** degrees that will equip you with the expertise you need to advance:

Physical Education Master Teacher

- Pedagogy Emphasis
- Special Populations Emphasis

General Kinesiology and Sport Sciences

- Coaching
- Sports Administration *
- Recreation and Leisure*

*Offered in a blended format

Optional Thesis & Internship Opportunities

Fall 2021 classes begin August 23.

Become an Online Loper. For more information or to apply, visit ecampus.unk.edu, call **1.800.865.6388**, or email ecampus@unk.edu.

The University of Nebraska at Kearney does not discriminate based on race, color, ethnicity, national origin, sex, pregnancy, sexual orientation, gender identity, religion, disability, age, genetic information, veteran status, marital status, and/or political affiliation in its programs, activities or employment.

**BE BLUE. BE GOLD.
BE BOLD.**

UNIVERSITY OF
Nebraska
Online

CLASS B

NSAA Boys Basketball Bracket

Pinnacle Bank Arena • March 9 • 9:00 am



#1 Norris
Titans (18-2) 45.0000

vs.



#8 Blair
Bears (11-11) 40.4091

Pinnacle Bank Arena • March 9 • 11:15 am



#4 Platteview
Trojans (20-4) 43.8750

vs.



#5 Elkhorn
Antlers (17-7) 43.3750

Pinnacle Bank Arena • March 10 • 9:00 am



#2 Omaha Skutt Catholic
SkyHawks (18-4) 44.2727

vs.



#7 Waverly
Vikings (15-6) 43.1429

Pinnacle Bank Arena • March 10 • 11:15 am



#3 Mount Michael Benedictine
Knights (20-3) 43.9565

vs.



#6 Beatrice
Orangemen (16-6) 43.2727

Semifinals
Pinnacle Bank Arena • March 12 • 1:30 pm

Winner
Game 1

Winner
Game 2

Finals
Pinnacle Bank Arena • March 13 • 2:00 pm

Winner
Game 5

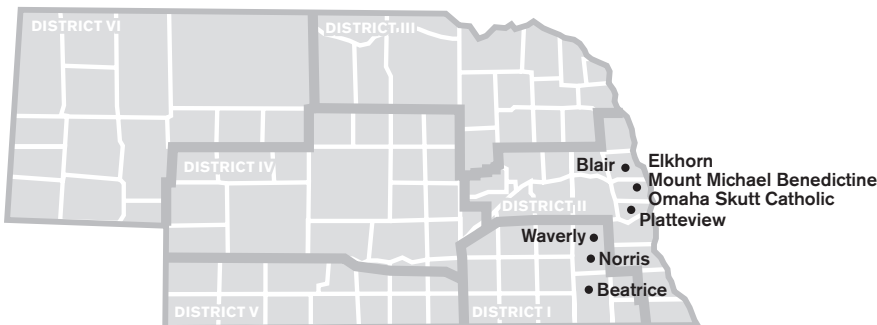
Winner
Game 6

Champion

Semifinals
Pinnacle Bank Arena • March 12 • 4:00 pm

Winner
Game 3

Winner
Game 4



NORRIS Titans | Red/Navy Blue/White | 18-2

Superintendent: Dr. John Schwartz
Principal: Nate Seggerman
Athletic Director: Dr. Mitchell Stine
NSAA Team Enrollment: 282
Conference: Eastern Midlands
Head Coach: Jimmy Motz
Assistant Coaches: Zach Thavenet, Sam Applegate, Tyler Ehresman, Logan Koehler, Matt Markowski
State Tournament Appearances: 11
Most Recent State Tournament: 2020
State Championship Years: B/1979, B/1995, B/2002, B/2003
Runner-up: B/1994



Season Record 18-2

Blair	W	64-50
Seward	W	66-22
Aurora	W	63-53
Lincoln Christian	W	49-37
Waverly	W	56-36
Elkhorn	W	53-36
Waverly	L	41-50
Crete	W	67-42
York	W	78-61
Bennington	W	73-62
CB St. Albert, IA	W	73-39
Bennington	W	66-51
Elkhorn	W	54-44
Beatrice	W	70-53
Lincoln Christian	W	59-44
Omaha Skutt Catholic	L	58-66
Elkhorn North	W	76-51
Wahoo	W	56-49
Nebraska City	W	66-35
Elkhorn North	W	62-41

No.	Name	GR	POS	HT	PTS	AVG	REB	AVG	AST	STL	BLK
0	Trey Deveaux	12	F	6-6	347	17.4	169	8.5	46	20	14
2	C.J. Hood	12	F	6-5	207	10.4	48	2.4	17	11	20
3	Brayson Mueller	12	F	6-5	251	12.6	138	6.9	21	17	15
4	Brennen Hanway	12	G	6-1	10	0.6	9	0.5	2	0	0
5	Dane Small	12	G	6-0	123	6.2	68	3.4	64	15	1
10	Izaiah Pankoke-Johnson	12	G	6-1	119	6.6	60	3.3	26	9	5
13	J.T. Behrends	11	G	5-10	25	1.6	5	0.3	2	3	0
15	Cade Rice	12	G	6-0	138	6.9	55	2.8	94	33	3
21	Cooper Hausmann	11	G	6-0	13	0.9	5	0.4	1	4	1
22	Mitchell Hobza	11	G	5-9	0	0.0	1	0.1	2	1	0
24	Carson Brodersen	11	F	6-1	4	0.4	4	0.4	0	3	0
32	Cade Nerud	11	F	6-2	0	0.0	1	0.1	0	0	0
33	Wyatt Wubbels	10	F	6-4	9	0.6	16	1.1	0	4	1
34	Tate Crawford	11	F	6-3	4	0.4	9	0.8	0	2	1

BLAIR Bears | Purple/White | 11-11

Superintendent: Randy Gilson
Principal: Tammy Holcomb
Athletic Director: Dan Hutsell
NSAA Team Enrollment: 256
Conference: Eastern Midlands
Head Coach: Chris Whitwer
Assistant Coaches: Tyler Weatherholt, Matt Novak, Taylor Jensen
State Tournament Appearances: 7
Most Recent State Tournament: 2006
Runner-up: B/1962



Season Record 11-11

Harlan, IA	W	64-60
Ralston	W	52-46
Waverly	L	30-48
Norris	L	50-64
Schuyler	W	44-32
Omaha Gross Catholic	W	50-44
Platteview	L	43-54
Mount Michael Benedictine	L	54-59
Omaha Gross Catholic	W	46-37
Wahoo	L	60-67
Plattsmouth	W	53-42
Nebraska City	W	48-29
Omaha Concordia	L	44-56
Elkhorn	L	38-43
Bennington	L	30-61
Seward	L	36-59
Elkhorn North	L	44-47
Crete	W	54-46
Omaha Roncalli Catholic	L	25-44
Schuyler	W	48-34
Bennington	W	54-53
Alliance	W	51-43

No.	Name	GR	POS	HT	PTS	AVG	REB	AVG	AST	STL	BLK
5	Nolan Slominski	10	G	5-11	11	0.7	10	0.7	9	5	0
10	Kip Tupa	11	G	5-9	166	7.5	67	3.0	56	39	0
12	Luke Ladwig	11	G	5-11	232	10.5	58	2.6	41	32	0
13	Jacob Czapla	11	G	6-1	97	4.8	29	1.4	15	8	2
14	Sawyer Lawton	11	G	6-1	125	5.7	50	2.3	20	16	4
20	Leo Clarke	12	G	5-11	0	0	2	.3	1	0	0
22	Morgan Rump	12	G	6-0	91	4.1	42	1.9	27	15	3
24	Shea Wendt	10	G	6-1	1	1.0	1	1.0	0	0	0
33	Bo Nielsen	10	G	5-11	0	0	0	0.0	0	0	0
40	J'Shawn Unger	9	F	6-3	0	0	0	0	0	0	0
42	Mark Donner	11	F	6-0	0	0	1	0.1	0	0	0
50	Caden Ulven	12	F	6-3	152	6.9	142	6.5	20	19	6
54	Wyatt Ogle	11	C	6-4	109	5.5	60	3.4	13	14	2
55	Nolan Ulrich	12	C	6-5	33	1.7	39	2.1	2	3	5

PLATTEVIEW Trojans | Red/White | 20-4

Superintendent: Brett Richards
Principal: Ron Alexander
Athletic Director: Ron Alexander
NSAA Team Enrollment: 159
Conference: Nebraska Capitol Conference
Head Coach: Tim Brotzki
Assistant Coaches: Brad Schlieman, Steve Speth, Zach Lusinski, Kraig Kingston, Tom Riley
State Tournament Appearances: 6
Most Recent State Tournament: 2018



Season Record 20-4

Fort Calhoun	W	56-43
Louisville	W	64-38
Elkhorn	L	55-57
Beatrice	W	70-62
Omaha Gross Catholic	W	65-48
Blair	W	54-43
Elkhorn	W	59-54
North Platte	W	61-44
Plattsmouth	W	62-55
Omaha Roncalli Catholic	L	62-66
Bennington	W	62-57
Ashland-Greenwood	W	66-62
Seward	W	75-49
Nebraska City	W	88-68
Waverly	L	44-51
Beatrice	W	70-59
Wahoo	W	83-65
Wahoo	L	68-70
Ralston	W	71-58
Crete	W	66-38
Douglas County West	W	77-69
Omaha Gross Catholic	W	68-46
Waverly	W	51-39
Omaha Roncalli Catholic	W	54-42

No.	Name	GR	POS	HT	PTS	AVG	REB	AVG	AST	STL	BLK
00	Ezra Stewart	10	G	6-0	60	2.7	49	2.2	48	14	7
02	Connor Millikan	10	G	6-0	641	26.7	215	9.0	83	55	25
03	Michael Wiebelhaus	11	G	6-1	137	6.0	70	3.0	83	17	0
05	Jackson Ewen	12	G	5-10	29	1.4	12	0.6	4	3	0
10	Alex Draper	10	G	6-0	224	9.3	60	2.5	51	14	3
11	Jared Kuhl	10	G	5-10	0	0.0	3	0.4	2	0	0
20	Cael Wichman	10	G	5-10	0	0.0	6	1.0	0	0	0
23	Tyler Riley	12	G/F	6-3	396	16.5	127	5.3	70	42	20
30	Keegan Stobbe	9	G	5-8	2	0.7	0	0.0	0	0	0
42	Cody Metzger	11	C	6-0	0	0.0	7	1.0	0	0	0
44	Kayden Wallis-Collier	12	C	5-10	1	0.1	1	0.1	1	0	0
50	Dayton Swanson	11	C	6-4	59	2.5	85	3.5	21	0.9	0

ELKHORN Antlers | Red/White | 17-7

Superintendent: Dr. Bary Habrock
Principal: Mark Schroeder
Athletic Director: Mark King
NSAA Team Enrollment: 379
Conference: Eastern Midlands
Head Coach: Benji Hoegh
Assistant Coaches: Travis Thompson, James Rosenbaum, Calvin Thompson
State Tournament Appearances: 23
Most Recent State Tournament: 2020
Runner-up: N/1927, C/1969, C/1971, B/2008



Season Record 17-7

Bennington	W	55-30
Platteview	W	57-55
York	W	43-42
Ralston	W	65-50
Beatrice	W	40-39
Platteview	L	54-59
Norris	L	36-53
Mount Michael Benedictine	L	48-50
Plattsmouth	W	65-30
Omaha Gross Catholic	W	62-23
Lincoln Christian	L	38-44
Blair	W	43-38
Crete	W	50-45
Elkhorn North	W	65-38
Waverly	W	49-37
Norris	L	44-54
Elkhorn North	W	47-44
Fremont	W	57-25
Waverly	W	42-29
Omaha Skutt Catholic	L	48-59
Hastings	W	63-34
Omaha Roncalli Catholic	W	47-43
Mount Michael Benedictine	L	55-60
Northwest	W	56-33

No.	Name	GR	POS	HT	PTS	AVG	REB	AVG	AST	STL	BLK
1	Benjamin McElhose	12	G	5-8	15	1.2	7	.5	6	5	0
2	Dyllan Bertucci	10	G	5-8	3	.6	0	0	0	0	0
3	Dawson Kline	12	G	6-2	51	2.5	22	1.1	30	13	0
5	Jack Buddecke	12	G	6-2	45	1.9	67	2.8	64	41	2
10	Caden Reynolds	12	G	6-1	160	7.3	22	1	18	10	0
11	Axel Prince	11	G	6-2	4	.6	4	.5	4	2	0
14	Gannon Gragert	12	F	6-5	158	6.6	51	2.1	23	27	2
20	Colton Uhing	12	G	6-6	308	12.8	78	3.2	48	42	4
24	Ethan Yungtum	10	F	6-4	0	0	1	.2	0	0	0
30	Kyler Randazzo	12	F	6-1	56	2.3	47	2	7	6	3
33	Benjamin Kubicek	11	F	6-3	0	0	0	0	0	3	0
35	Drew Christo	12	C	6-5	235	9.8	127	5.2	49	27	12
41	Dane Petersen	11	F	6-4	115	5.5	113	5.4	23	28	17
50	Trevor Bills	12	F	6-5	83	4.2	60	3	12	13	1

OMAHA SKUTT CATHOLIC SkyHawks | Kelly Green/Black/Silver | 18-4

Superintendent: Jeremy Moore
Principal: Rob Meyers
Athletic Director: Donn Kasner
NSAA Team Enrollment: 303
Conference: River Cities
Head Coach: Kyle Jurgens
Assistant Coaches: Jason Schlautman, Pete Walls, Will Pope, Cal Koch, Jermaine Foster, LJ McIntosh
State Tournament Appearances: 14
Most Recent State Tournament: 2020
State Championship Years: B/2006, B/2007, B/2014, B/2020
Runner-up: B/2010, B/2018



Season Record 18-4

Mount Michael Benedictine	L	49-67
North Platte	W	83-37
South Sioux City	W	85-36
Grand Island Central Catholic	L	23-39
Beatrice	W	77-54
Crete	W	69-23
Northwest	W	56-36
Sioux City West, IA	W	66-39
Omaha Roncalli Catholic	W	81-48
Bellevue East	W	63-38
Lexington	W	70-28
Omaha Roncalli Catholic	L	56-59
Omaha Gross Catholic	W	76-22
Lincoln Pius X	L	51-57
Bennington	W	65-41
Elkhorn North	W	78-33
Norris	W	66-58
Elkhorn	W	59-48
Bishop Heelan, IA	W	63-21
Ralston	W	66-46
Omaha Roncalli Catholic	W	53-33
Bennington	W	55-42

No.	Name	GR	POS	HT	PTS	AVG	REB	AVG	AST	STL	BLK
3	Justin Ferrin	10	G	6-1	104	4.5	29	1.7	38	12	1
5	Benjamin Hawk	12	G	5-11	111	5.8	17	.7	16	16	0
10	Maccoy Holtam	10	G	6-1	12	.8	6	.4	4	2	0
12	Gabriel Edstrand	10	G	6-1	13	.9	9	.6	7	1	1
14	Samuel Kudron	12	F	6-3	135	5.9	56	2.4	24	7	3
20	Grant Dvorak	11	G	6-0	172	7.5	64	2.8	48	28	7
24	Charles Fletcher	12	F	6-1	297	13.5	100	4.5	54	33	2
30	Charles Burt	11	F	6-3	31	1.7	13	.7	0	1	1
32	James Gninefou	11	G	6-2	199	8.7	82	3.6	65	22	8
34	Jacob Brack	10	F	6-5	35	1.8	24	1.3	2	1	1
40	Mitchell Scholl	10	C	6-5	133	6.7	62	3.1	4	6	5
42	Aiden Rupprecht	12	C	6-3	15	1.2	5	.4	1	1	1
44	Nathaniel Zuroske	11	C	6-6	20	1.2	37	2.3	2	0	1
50	Luke Skar	12	C	6-5	206	9.8	116	5.5	10	21	18

WAVERLY Vikings | Maroon/White | 15-6

Superintendent: Dr. Cory Worrell
Principal: Megan Myers
Athletic Director: Brad McMillan
NSAA Team Enrollment: 260
Conference: Eastern Midlands
Head Coach: Ryan Reeder
Assistant Coaches: Anthony Harms, Garrett Borcher, Drew Henning, Andrew Broders
State Tournament Appearances: 22
Most Recent State Tournament: 2013
State Championship Years: H/1921, C/1949
Runner-up: G/1919, C/1948, C/1950, C/1957



Season Record 15-6

Blair	W	48-30
Elkhorn North	W	61-60
Kearney Catholic	W	49-43
Crete	W	49-31
South Sioux City	W	73-21
Norris	L	36-56
Omaha Gross Catholic	W	57-36
Norris	W	50-41
Seward	W	57-40
Wahoo	W	60-58
Platteview	W	51-44
Elkhorn	L	37-49
Bennington	W	55-52
Bishop Neumann	W	42-30
Aurora	L	33-41
Elkhorn	L	29-42
Hastings	W	48-44
Beatrice	L	33-57
Plattsmouth	W	47-38
Platteview	L	39-51
Scottsbluff	W	57-30

No.	Name	GR	POS	HT	PTS	AVG	REB	AVG	AST	STL	BLK
10	Cole Murray	11	G	6-2	161	10.1	53	3	40	31	2
14	Drew Miller	11	F	6-4	100	6.8	62	4.1	29	18	8
20	Andrew Heffelfinger	12	G	6-2	208	13	68	4	34	10	3
24	Tyztin Hoos	12	F	6-2	28	1.9	17	1	10	2	1
30	Treyton Cockerill	12	F	6-5	36	2.3	38	2.5	5	0	14
32	Camden Rine	12	G	6-1	2	.3	1	.2	0	0	0
34	Riley Marsh	11	G	6-3	47	3	28	1.8	17	17	2
40	Anthony Heffelfinger Jr	10	G	5-11	30	2	26	1.5	12	5	1
42	Preston Harms	10	G	5-10	140	8.8	14	1	25	14	0
44	Samuel Schernikau	10	G	5-6	0	0	0	0	0	0	0
50	Hogan Wingrove	11	F	6-5	46	3	93	5.5	14	15	35
52	Kyler Nordstrom	11	F	6-5	6	2	6	2	1	0	1
54	Cooper Skrobecki	10	F	6-1	0	0	0	0	0	0	0

MOUNT MICHAEL BENEDICTINE Knights | Red/Black/White | 20-3

Superintendent: Dr. David Peters

Principal: Dr. David Peters

Athletic Director: Derrick Spooner

NSAA Team Enrollment: 177

Conference: River Cities

Head Coach: Derrick Spooner

Assistant Coaches: Travis Hoover, Matt Starks, John Roshone, Matt Coghill, Jacob Idra, Pat Hawk, Jordan Dorsey

State Tournament Appearances: 17

Most Recent State Tournament: 2020

State Championship Years: B/1983, B/1985

Runner-up: C/1968, B/1984, B/2005



Season Record 20-3

Omaha Skutt Catholic	W	67-49
Plattsmouth	W	63-20
Bishop Neumann	W	78-34
Elkhorn North	W	61-55
Blair	W	59-54
Aurora	W	58-54
Elkhorn	W	50-48
Hastings	W	67-36
St. Joseph Lafayette, MO	L	50-52
Ralston	W	66-42
Boys Town	W	74-37
Omaha Roncalli Catholic	W	79-64
South Sioux City	W	80-41
Omaha Roncalli Catholic	W	56-32
South Sioux City	W	83-27
Omaha Gross Catholic	W	61-31
Lincoln Lutheran	W	63-34
Omaha Concordia	L	44-52
Grand Island	L	40-47
Bennington	W	70-46
Elkhorn North	W	66-32
Elkhorn	W	60-55
Sidney	W	82-42

No.	Name	GR	POS	HT	PTS	AVG	REB	AVG	AST	STL	BLK
0	Parker Hottovy	12	F	6-2	89	4.4	61	2.8	22	30	2
2	Daniel Mondí	11	G	5-9	9	1.8	3	.8	1	2	0
3	Joseph Bruggeman	12	G	6-2	61	3.2	37	1.8	8	10	1
10	Aaron Karnish	12	F	5-10	11	1	8	0	0	3	0
11	Kuon Kuon	11	F	6-8	137	8	86	4.2	18	23	18
23	Elijah Crnkovich	12	G	5-9	4	.7	4	.7	2	0	0
24	Airan Lopez	12	G	5-7	128	6.3	31	1.7	71	30	1
25	Joseph Chouinard	12	G	6-2	220	11.2	51	2.4	32	29	12
30	Bradley Bennett	12	G	6-0	262	13	62	3.3	42	35	1
30	Mathew Janecek	11	F	6-3	3	.8	2	.5	0	0	0
32	Kyle Pelan	12	C	6-3	91	4.9	54	3	21	9	0
35	Dylan Brown	12	F	6-5	18	1.9	17	2	0	0	1
40	Kaleb Brink	12	F	6-5	246	14.5	101	5.8	14	21	18
55	William Stringer	12	F	6-4	5	.6	5	.5	0	0	0

BEATRICE Orangemen | Orange/Black | 16-6

Superintendent: Jason Alexander

Principal: Jason Sutter

Athletic Director: Neal Randel

NSAA Team Enrollment: 256

Conference: River Cities

Head Coach: Clark Ribble

Assistant Coaches: Nick Simmons, Zach Decker, Andrew Venneman, Trey Bardsley, Larry Zarybnicky, Jim Edwards

State Tournament Appearances: 41

Most Recent State Tournament: 2015

State Championship Years: A/1911, A/1916, B/1924, A/1959, B/1998, B/2005, B/2008

Runner-up: B/2001, B/2007, B/2009, B/2014



Season Record 16-6

Nebraska City	W	73-53
Crete	W	68-31
Aurora	W	57-35
Platteview	L	62-70
Omaha Roncalli Catholic	W	53-46
Omaha Skutt Catholic	L	54-77
North Platte	W	49-37
Elkhorn	L	39-40
Kearney Catholic	W	36-33
York	W	59-37
Seward	W	49-41
Plattsmouth	W	71-33
Hastings	W	53-49
Ralston	W	44-43
Ralston	W	77-51
Platteview	L	59-70
Plattsmouth	W	59-38
Norris	L	53-70
Wahoo	W	63-62
Waverly	W	57-33
Nebraska City	L	45-47
Aurora	W	39-36

No.	Name	GR	POS	HT	PTS	AVG	REB	AVG	AST	STL	BLK
2	Fieng Kuol	11	G	6-0	6	.9	6	.9	0	4	0
3	Bennett Crandall	12	F	6-3	236	10.8	80	3.8	39	29	10
4	Dawson Loomis	10	G	5-8	4	.6	2	.3	2	1	0
5	Elliot Jurgens	11	G	6-0	282	13.1	93	4.3	75	55	5
10	Devin Smith	12	G	6-2	235	10.8	70	3.3	27	15	9
11	Jace Pethoud	12	G	6-3	128	5.9	51	2.4	30	26	1
12	Drew Gleason	11	G	5-10	2	.3	4	.5	0	1	0
20	Kaden Glynn	12	G	6-1	164	7.5	86	4.0	65	37	1
21	Bryant Jurgens	12	G	6-2	36	1.9	33	1.5	9	8	2
22	Shelton Crawford	10	G	5-8	5	1.3	0	0	0	0	0
23	Luke Feist	10	F	6-2	3	.3	4	.4	1	1	0
24	Tucker Timmerman	10	F	6-2	109	6.4	59	3.4	7	9	3
33	Crew Meints	9	G	5-11	2	.4	3	.6	0	2	0
34	Dominik Salazar	10	F	6-2	1	.2	1	.1	0	0	0



In the classroom and on the court, SCC student-athletes excel!

- Beatrice Campus (approx. 1,000 students)
- New residence hall, dining hall and academic buildings
- Student support services

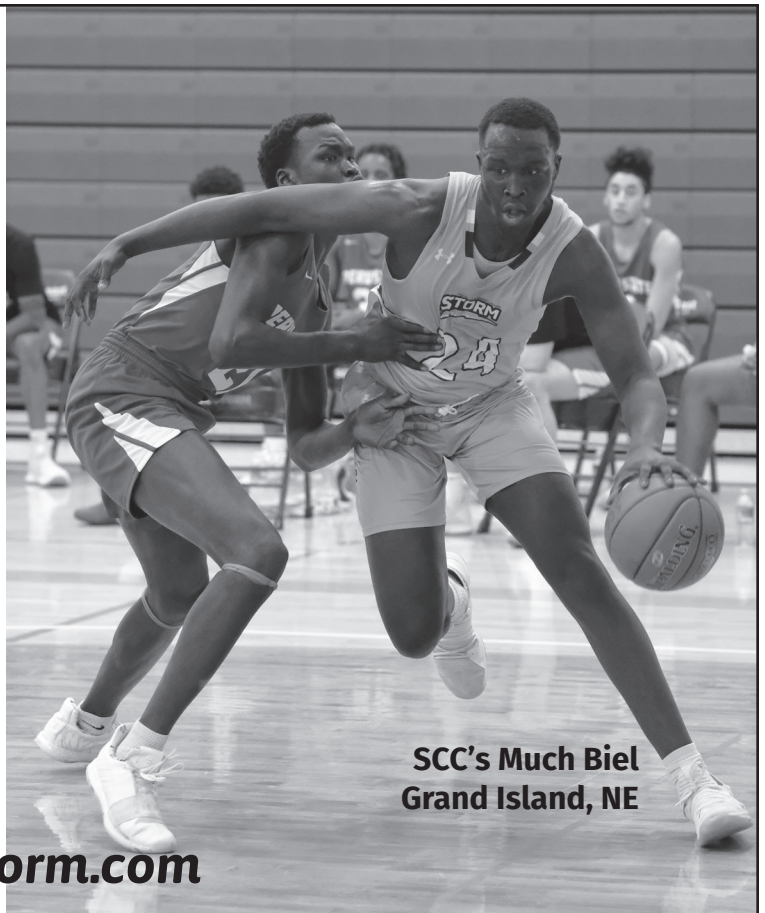
Learn more about the Storm

Contact Joel Wooton, Head Coach

402-228-8136


jwooton@southeast.edu

sccstorm.com



SCC's Much Biel
Grand Island, NE

2 FREE Tickets to the Cornhusker's Spring Football Game



Step 1

Reserve your tickets

Text the word "tix" to 90835 †

Step 2

Enroll with Vista Energy during the Black Hills Choice Gas open enrollment beginning March 18, 2021.

Step 3

Claim your tickets & go to the game!



Proud University of Nebraska Sponsor

† Tickets are first come first serve. Reserve your tickets while supplies last

CLASS C1

NSAA Boys Basketball Bracket

Pinnacle Bank Arena • March 10 • 1:30 pm

#1 Auburn
Bulldogs (23-0) 46.1304

vs.

#8 Pierce
Bluejays (21-4) 44.1200

Pinnacle Bank Arena • March 10 • 4:00 pm

#4 Omaha Concordia
Mustangs (21-4) 45.2000

vs.

#5 Milford
Eagles (26-0) 45.1538

Pinnacle Bank Arena • March 10 • 6:15 pm

#2 Kearney Catholic
Stars (23-2) 45.4000

vs.

#7 Wayne
Blue Devils (22-5) 44.4815

Pinnacle Bank Arena • March 10 • 8:30 pm

#3 Adams Central
Patriots (24-2) 45.3077

vs.

#6 St. Paul
Wildcats (23-2) 44.9600

Semifinals
Pinnacle Bank Arena • March 12 • 9:00 am

Winner Game 1

Winner Game 2

Finals
Pinnacle Bank Arena • March 13 • 10:45 am

Winner Game 5

Winner Game 6

Champion

Semifinals
Pinnacle Bank Arena • March 12 • 11:15 am

Winner Game 3

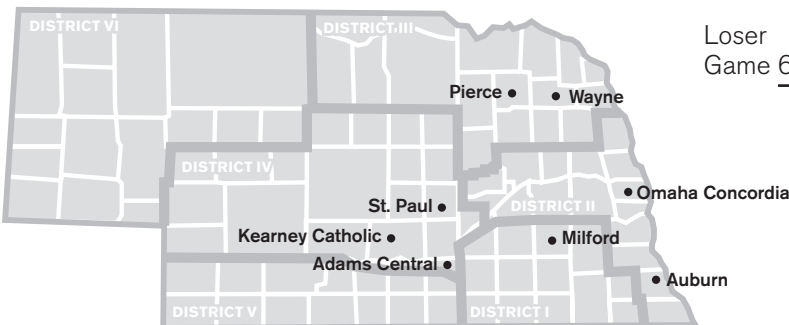
Winner Game 4

Consolation
Lincoln North Star • March 13 • 9:00 am

Loser Game 5

Loser Game 6

Third Place



AUBURN Bulldogs | Red/White | 23-0

Superintendent: David Patton
Principal: Marty Hughes
Athletic Director: Jason Palmer
NSAA Team Enrollment: 105
Conference: East Central Nebraska
Head Coach: Jim Weeks
Assistant Coaches: Jackson Weeks, Bryce Roth, Todd Binder, Cooper Weeks, Arnie Cerny
State Tournament Appearances: 25
Most Recent State Tournament: 2020
State Championship Years: C1/2019, C1/2020



Season Record 23-0

Weeping Water	W	69-26
Elmwood-Murdock	W	61-23
Humphrey/Lindsay Holy Family	W	56-42
Freeman	W	59-23
Winnebago	W	49-36
Wayne	W	47-38
Pierce	W	53-41
Ashland-Greenwood	W	53-33
Omaha Concordia	W	50-39
Savannah, MO	W	47-29
Lourdes Central Catholic	W	55-27
Falls City Sacred Heart	W	59-37
Nebraska City	W	55-35
Superior	W	73-29
Johnson County Central	W	65-30
Freeman	W	41-27
Syracuse	W	78-31
Lincoln Lutheran	W	47-20
BRLD	W	52-46
Johnson County Central	W	74-37
Syracuse	W	74-26
Fairbury	W	47-36
Boone Central	W	48-41

No.	Name	GR	POS	HT	PTS	AVG	REB	AVG	AST	STL	BLK
1	Ryan Dixon	11	G	6-0	20	1.0	29	1.38	4	4	1
2	Cameron Binder	12	G	6-0	347	15.1	50	2.17	48	31	0
3	Maverick Binder	9	G	5-11	144	6.3	38	1.65	23	19	1
4	Ryan Binder	11	G	5-11	215	9.3	86	3.74	44	36	1
5	Cade Patzel	12	G/F	6-1	136	5.9	74	3.22	35	31	9
10	Stetson Neiman	11	G/F	6-0	5	0.5	1	0.1	0	0	0
12	Mauricio Manrique-Lopez	12	G	5-10	12	0.8	7	0.44	2	3	0
13	James Matteen	12	G/F	6-1	14	0.7	14	0.74	8	3	1
14	Daniel Frary	12	F	6-6	306	13.3	177	7.70	47	29	34
23	Marcus Buitrago	11	G	5-10	5	0.3	3	0.2	3	0	1
24	Skyler Roybal	10	F	6-3	34	1.7	24	1.33	4	3	0
35	Carson Leslie	10	F	6-4	4	0.4	9	1.0	0	1	0
40	Bret Baltensperger	11	F	6-5	62	2.8	42	1.91	18	8	1
50	Austin Lavigne	10	F	6-4	8	0.6	9	0.69	2	0	0

PIERCE Bluejays | Royal Blue/White | 21-4

Superintendent: Kendall Steffensen
Principal: Mark Brahmer
Athletic Director: Darren Sindelar
NSAA Team Enrollment: 100
Conference: Mid-State
Head Coach: Mike Emory
Assistant Coaches: Tim Waldner, Zach Weber
State Tournament Appearances: 26
Most Recent State Tournament: 2016
State Championship Years: D/1922
Runner-up: C1/2000



Season Record 21-4

Howells-Dodge	W	54-31
Boone Central	W	59-44
Hartington-Newcastle	W	57-27
O'Neill	W	69-37
Columbus Scotus	W	49-40
Archbishop Bergan	L	29-32
Laurel-Concord-Coleridge	W	55-47
Hartington Cedar Catholic	W	52-46
Auburn	L	41-53
South Sioux City	W	63-36
Aquinas Catholic	W	48-32
Columbus Lakeview	W	46-33
Norfolk Catholic	W	72-50
Battle Creek	W	64-27
Crofton	W	59-32
Guardian Angels Central Catholic	W	55-35
Norfolk Catholic	W	50-30
Wayne	L	29-33
Clarkson/Leigh	W	53-21
Guardian Angels Central Catholic	W	51-33
Hartington Cedar Catholic	L	40-44
Wayne	W	47-44
O'Neill	W	58-44
Battle Creek	W	54-35
Wahoo	W	53-45

No.	Name	GR	POS	HT	PTS	AVG	REB	AVG	AST	STL	BLK
1	Logan Moeller	12	G	6-0	197	7.9	88	3.5	71	52	5
5	David Dale	12	F	6-0	60	2.4	32	1.3	27	17	2
10	Tyler Race	12	G	6-0	59	2.5	21	0.8	26	19	0
12	Colby Anderson	10	G	5-10	0	0.0	1	0.2	1	0	0
13	Benjamin Brahmer	10	F	6-5	349	14.0	181	7.2	38	26	24
15	Dawson Watts	12	G	6-1	260	10.4	92	3.7	26	47	8
20	Chaden Roth	12	G	6-0	199	8.0	60	2.4	47	54	4
22	Lucas Gnat	12	G	5-9	14	1.4	5	0.5	0	0	0
23	Zach Collison	12	G	5-10	2	0.2	9	0.7	5	1	0
32	Abram Scholting	10	G	6-0	114	4.6	33	1.3	13	15	1
33	Mason Sindelar	12	F	6-2	17	1.4	7	0.6	0	1	0
42	Luke Collison	12	F	6-2	23	1.1	26	1.2	4	7	2
50	Addison Croghan	10	F	6-1	2	0.5	1	0.2	0	0	0
55	Shawn Rinkel	12	F	6-2	9	0.8	10	0.9	1	1	0

OMAHA CONCORDIA Mustangs | Navy Blue/White | 21-4

Superintendent: Rob Cooksey
Principal: Amy Schwarting
Athletic Director: Ben Ersland
NSAA Team Enrollment: 100
Conference: Centennial
Head Coach: Ken Kulus
Assistant Coaches: Caleb Kluender, Tanner Schwarting, Chris Bartels, Keaton Sturm, Preston Doerr
State Tournament Appearances: 1



Season Record 21-4

Boys Town	W	74-51
Fort Calhoun	W	70-54
Omaha Roncalli Catholic	W	63-55
Columbus Scotus	W	76-52
Bennington	W	61-58
Ralston	W	70-58
Humphrey/Lindsay Holy Family	W	53-41
North Bend Central	L	56-59
Lincoln Lutheran	W	73-49
Omaha Gross Catholic	W	65-43
Yutan	L	37-40
Auburn	L	39-50
Bishop Neumann	W	72-59
Blair	W	56-44
Lincoln Christian	W	54-48
Lincoln Lutheran	W	49-46
Kearney Catholic	L	36-49
Archbishop Bergan	W	49-44
Plattsmouth	W	54-48
Mount Michael Benedictine	W	52-44
Douglas County West	W	73-57
Arlington	W	53-47
Fort Calhoun	W	55-49
Douglas County West	W	52-50
North Bend Central	W	59-47

No.	Name	GR	POS	HT	PTS	AVG	REB	AVG	AST	STL	BLK
1	Corey Thompson	12	G	5-8	3	.4	0	0	1	0	0
2	Nicolas Orlich	12	G	6-0	36	1.8	23	1.1	21	12	4
3	Gage Kanzmeier	12	F	6-0	140	6.4	66	3	80	20	1
4	Zachary Kulus	11	G	6-0	338	16.1	98	4.6	55	24	2
10	Elliott Wilson	10	G	6-2	35	2.2	15	1	8	2	0
14	Brock Olson	11	G	6-0	12	.9	7	.6	1	4	1
15	Malachi Wenger	12	G	5-8	0	0	1	.3	0	0	0
20	Justin Otten	11	F	6-5	190	9.0	130	6.2	30	26	38
22	Aaron Eckman	11	G	6-3	0	0	0	0	0	0	0
23	Ian Groninga	12	G	6-3	133	6.0	93	4.2	53	14	6
24	Karsten Mathsen	11	G	6-0	281	12.8	109	5.0	84	40	0
25	Colton Strater	11	G	6-0	0	0	2	.4	1	1	0
32	Zachary Alharithy	11	F	6-6	115	5.2	124	5.6	20	7	20
40	Quientan McCafferty	9	F	6-8	2	.2	7	.8	0	0	2

MILFORD Eagles | Purple/White | 26-0

Superintendent: Kevin Wingard
Principal: Brandon Mowinkel
Athletic Director: Marty Hingst
NSAA Team Enrollment: 83
Conference: Southern Nebraska
Head Coach: Tony Muller
Assistant Coaches: Brett Troyer, Eric Lund, Todd Vegas
State Tournament Appearances: 18
Most Recent State Tournament: 2019
State Championship Years: I/1920
Runner-up: D/1926, C1/1998



Season Record 26-0

Fillmore Central	W	63-44
Fairbury	W	52-27
Lincoln Lutheran	W	73-59
Centennial	W	49-37
Ashland-Greenwood	W	56-53
BDS	W	59-34
North Bend Central	W	70-55
Cross County	W	60-49
Central City	W	66-61
Falls City	W	64-53
Malcolm	W	55-54
David City	W	62-35
Raymond Central	W	68-43
Thayer Central	W	60-35
Columbus Lakeview	W	66-44
Elmwood-Murdock	W	60-29
Sutton	W	55-45
Wilber-Clatonia	W	62-49
Sandy Creek	W	66-38
Heartland	W	66-39
Centennial	W	56-42
Sandy Creek	W	62-36
Syracuse	W	66-50
Raymond Central	W	85-53
Lincoln Christian	W	64-53
Mitchell	W	75-46

No.	Name	GR	POS	HT	PTS	AVG	REB	AVG	AST	STL	BLK
5	Isaac Yeackley	12	G	6-0	175	7.0	76	3.0	67	62	4
11	Micah Hartwig	11	G	6-1	298	11.9	115	4.6	120	60	9
13	Bryce Jakub	12	G	5-10	12	.5	19	.8	10	7	0
15	Camden Springer	11	G	5-10	14	.9	8	.5	0	6	0
21	Cason Tucker	12	F	6-0	17	.8	11	.5	7	5	0
23	Maddox Baack	11	G	6-0	62	2.5	30	1.2	26	14	1
25	Jaxon Weyand	11	G	6-0	446	17.8	75	3.0	44	43	3
31	Carter Roth	11	G	5-11	12	.7	6	.4	3	6	0
33	Dylan Kroese	11	G	5-11	0	0	0	0	0	0	0
35	Kaleb Miller	12	F	6-1	73	2.9	72	2.9	7	13	1
41	Collin Piening	12	F	6-0	0	0	6	.7	0	0	1
43	Seth Stutzman	11	F	6-5	364	15.8	132	5.7	63	50	5
45	Cabe Schluckebier	11	F	6-2	91	3.6	112	4.5	21	14	9
51	Nelson Girmus	10	F	6-0	2	.3	2	.3	0	1	0

KEARNEY CATHOLIC Stars | Green/Gold | 23-2

Superintendent: Matt Rogers
Principal: Matt Rogers
Athletic Director: Rick Petri
NSAA Team Enrollment: 80
Conference: Centennial
Head Coach: Bob Langan
Assistant Coaches: AJ Landon, Tim Thiele, Sean Smith, Austin Fraser
State Tournament Appearances: 10
Most Recent State Tournament: 2020
State Championship Years: C1/2004



Season Record 23-2

Sutton	W	67-47
Holdrege	W	73-42
Ord	W	62-17
Ravenna	W	64-28
Hastings	W	59-35
Waverly	L	43-49
Boone Central	W	72-51
York	W	71-47
Amherst	W	73-49
Beatrice	L	33-36
Grand Island Central Catholic	W	56-35
North Platte	W	69-43
Lexington	W	56-36
Broken Bow	W	58-34
Hastings St. Cecilia	W	56-32
Aurora	W	59-34
Aquinas Catholic	W	69-48
Aquinas Catholic	W	63-27
Omaha Concordia	W	49-36
Grand Island Central Catholic	W	53-52
Lincoln Christian	W	57-42
Adams Central	W	39-36
Holdrege	W	81-33
Cozad	W	59-27
Central City	W	67-36

No.	Name	GR	POS	HT	PTS	AVG	REB	AVG	AST	STL	BLK
1	Jacob Isaacson	10	G	6-0	7	0.5	7	0.5	5	2	0
3	Garret Schmaderer	11	G	6-2	125	5.0	76	3.0	38	28	11
5	Turner Plugge	11	G	5-11	114	4.6	39	1.6	26	22	1
10	Creighton Sharp	11	G	6-0	9	0.6	5	0.3	2	1	0
12	Jaden Seier	11	G	6-0	33	1.7	21	1.1	8	5	1
13	Mason Mandernach	11	F	6-3	28	1.5	19	1.0	12	3	3
14	Caleb O'Brien	10	G	6-0	10	0.6	4	0.2	2	3	0
20	Logan O'Brien	12	G	6-4	212	8.5	117	4.7	70	41	7
23	Koren Conrad	11	F	6-3	8	0.5	6	0.4	0	0	0
24	Blake Thiele	12	F	6-3	230	9.2	82	3.3	48	17	1
30	Dylan Merz	11	F	6-4	99	4.0	87	3.5	31	13	7
32	Brett Mahony	11	G	6-4	449	18.0	187	7.5	67	29	8
33	Kegan Bosshamer	12	F	6-4	155	7.0	109	5.0	51	31	4
34	Quinten Hogeland	10	F	6-3	12	0.8	8	0.5	1	1	0

WAYNE Blue Devils | Blue/White | 22-5

Superintendent: Dr. Mark Lenihan
Principal: Tucker Hight
Athletic Director: Dave Wragge
NSAA Team Enrollment: 130
Conference: Mid-State
Head Coach: Rob Sweetland
Assistant Coaches: Adam Hoffman, Dillan Wolfram, Wes Blecke
State Tournament Appearances: 30
Most Recent State Tournament: 2020
State Championship Years: H/1919, B/1942, B/1956
Runner-up: B/1944, B/1951



Season Record 22-5

Battle Creek	W	40-25
Ponca	W	49-22
Wakefield	W	48-44
Wahoo	L	43-72
Columbus Lakeview	W	55-40
Wisner-Pilger	W	64-37
O'Neill	W	55-43
Guardian Angels Central Catholic	W	50-41
Homer	W	68-36
Auburn	L	38-47
Hartington Cedar Catholic	W	31-29
Norfolk Catholic	W	55-43
Boone Central	W	58-35
Laurel-Concord-Coleridge	W	52-42
Boys Town	W	51-35
Crofton	W	59-24
Hartington Cedar Catholic	L	53-56
West Point-Beemer	W	33-30
Boone Central	W	76-48
Hartington Cedar Catholic	W	60-42
Pierce	W	33-29
Seward	W	63-29
North Bend Central	L	47-54
Pierce	L	44-47
West Point-Beemer	W	48-44
Logan View-Scribner-Snyder	W	57-43
Ogallala	W	47-39

No.	Name	GR	POS	HT	PTS	AVG	REB	AVG	AST	STL	BLK
1	Jacob Phelps	10	G	5-11	127	4.7	64	2.4	38	40	4
4	Treyton Blecke	12	C	6-5	62	2.3	49	1.8	4	9	15
5	Carter Junck	10	F	6-2	5	0.2	4	0.2	0	0	0
11	Andrew Jones	10	G	6-0	43	1.6	16	0.5	2	5	3
14	Tobias Braun	11	G	5-10	0	0	2	0.3	1	0	0
15	Brandon Bartos	11	G	5-11	219	8.1	91	3.4	68	45	9
24	Tanner Walling	11	G	5-11	345	12.8	111	4.1	23	33	1
25	Jacob Kneifl	12	F	6-2	68	2.5	53	2.0	8	6	2
33	Colton Vovos	12	F	6-2	117	4.3	79	2.9	23	18	9
35	Sedjro Agoumba	10	F	6-2	67	2.5	61	2.3	21	11	7
40	Nolan Hunke	12	F	6-1	43	1.6	29	1.2	6	2	1
42	Daniel Judd	10	C	6-3	248	9.2	156	5.8	28	16	11
52	Camron Weaselhead	11	C	6-4	8	0.3	4	0.2	0	0	0

ADAMS CENTRAL Patriots | Red/White/Blue | 24-2

Superintendent: Shawn Scott
Principal: Scott Harrington
Athletic Director: Alan Frank
NSAA Team Enrollment: 107
Conference: Central Conference
Head Coach: Zac Foster
Assistant Coaches: Tom Slechta, Nolan Samuelson, Sam Cook, Zach Hunt
State Tournament Appearances: 11
Most Recent State Tournament: 2020
State Championship Years: C1/2016



Season Record 24-2

Aurora	L	44-50
Holdrege	W	79-47
Wood River	W	72-45
Gering	W	73-44
Winnebago	W	42-38
St. Paul	W	46-33
Fillmore Central	W	64-31
Chase County	W	61-22
York	W	64-43
Boone Central	W	77-52
Alliance	W	60-40
O'Neill	W	68-46
Elkhorn North	W	59-52
Northwest	W	58-43
Doniphan-Trumbull	W	51-25
Grand Island Central Catholic	W	50-45
Holdrege	W	75-39
Crete	W	52-25
Aurora	W	53-38
Hastings St. Cecilia	W	59-39
Hastings	W	64-30
Lexington	W	65-38
Kearney Catholic	L	36-39
Fillmore Central	W	74-24
Gibbon	W	63-35
Ashland-Greenwood	W	56-38

No.	Name	GR	POS	HT	PTS	AVG	REB	AVG	AST	STL	BLK
0	Tyler Slechta	12	G	6-2	277	10.7	127	4.9	110	63	23
1	Samuel Dierks	10	G	6-0	62	2.5	24	1.0	11	7	0
2	Lucas Bohlen	12	G	6-1	313	12.0	91	3.5	39	44	10
3	Paul Fago	11	F	6-5	208	8.3	54	2.2	16	15	2
10	Holden O'Dey	10	G	5-9	27	1.2	15	.7	6	3	0
11	Jacob Eckhardt	11	G	5-11	114	4.4	43	1.7	32	22	0
13	Nathan Sughroue	12	G	5-11	40	1.6	14	.6	6	3	0
15	Dante Boelhower	12	F	6-2	223	8.6	107	4.1	73	65	3
23	Cameron Foster	12	G	6-0	245	10.2	59	2.5	68	36	1
24	Hyatt Collins	10	G	5-10	5	.3	23	1.2	13	15	1
30	Jayden Teichmeier	9	G	5-10	37	1.6	26	1.1	9	9	1
31	Leighton Weber	10	F	6-2	6	.3	21	1.1	13	5	0
32	Grant Trausch	10	G	5-10	10	.4	10	.4	2	3	1
34	Creighton Jacobitz	10	F	6-3	0	0	0	0	0	0	0

ST. PAUL Wildcats | Royal Blue/Gold | 23-2

Superintendent: John Poppert
Principal: Jennifer Hagen
Athletic Director: Rick Peters
NSAA Team Enrollment: 92
Conference: LouPlatte
Head Coach: Derek Reinsch
Assistant Coaches: Alex Egger, Chris Smith
State Tournament Appearances: 15
Most Recent State Tournament: 2020
State Championship Years: G/1923, B/1925, A/1928, A/1929, C1/1995
Runner-up: C/1926, C1/1996, C1/1997



Season Record 23-2

Gibbon	W	75-42
Doniphan-Trumbull	W	54-34
Wood River	W	61-29
Adams Central	L	33-46
Arcadia/Loup City	W	69-34
Broken Bow	W	50-44
O'Neill	W	42-33
North Central	W	70-27
Boone Central	W	63-45
Columbus Scotus	W	65-42
Aurora	W	45-43
Central City	W	53-44
Ord	W	57-32
Minden	W	66-45
Centura	W	53-42
Wood River	W	52-39
Gibbon	W	70-38
Doniphan-Trumbull	W	57-49
Ravenna	W	57-27
Holdrege	W	77-44
Elkhorn North	W	47-44
Grand Island Central Catholic	L	31-50
Broken Bow	W	70-45
Central City	W	74-71
Logan View-Scribner-Snyder	W	52-44

No.	Name	GR	POS	HT	PTS	AVG	REB	AVG	AST	STL	BLK
0	Thomas Wroblewski	12	G	6-3	423	16.92	103	4.12	88	73	5
1	Jaxson Klinginsmith	11	G	6-4	171	6.84	108	4.32	19	28	4
2	Samuel Theede	12	F	6-3	11	0.44	10	0.4	2	2	0
3	Andy Poss	11	G	6-2	296	11.84	90	3.6	55	59	1
4	Cody Swinarski	12	G	5-10	6	0.24	1	0.04	0	1	0
5	Brenden Knapp	12	G	6-0	49	1.96	59	2.36	14	23	2
10	Jacob Wells	12	G	6-2	117	4.68	38	1.52	13	15	2
11	Rylan Birkby	11	G	6-0	64	2.56	23	0.92	18	5	1
12	Trevor Dugan	11	G	5-10	35	1.4	22	0.88	27	14	1
15	Bryce Knapp	10	G	5-10	5	0.2	6	0.12	2	1	0
20	Elijah Larson	12	F	6-0	96	3.84	91	3.64	39	41	1
23	Espen Goettsche	10	F	6-2	8	0.32	6	0.24	2	0	0
32	Logan Vogel	12	F	6-4	126	5.04	129	5.16	48	32	35
40	Dawson Fox	11	F	6-6	29	1.16	25	1	5	4	0

2020 TEAM CHAMPIONS



CLASS A
Bellevue West



CLASS B
Omaha Skutt
Catholic



CLASS C1
Auburn

2020 TEAM CHAMPIONS

CLASS C2
BRLD



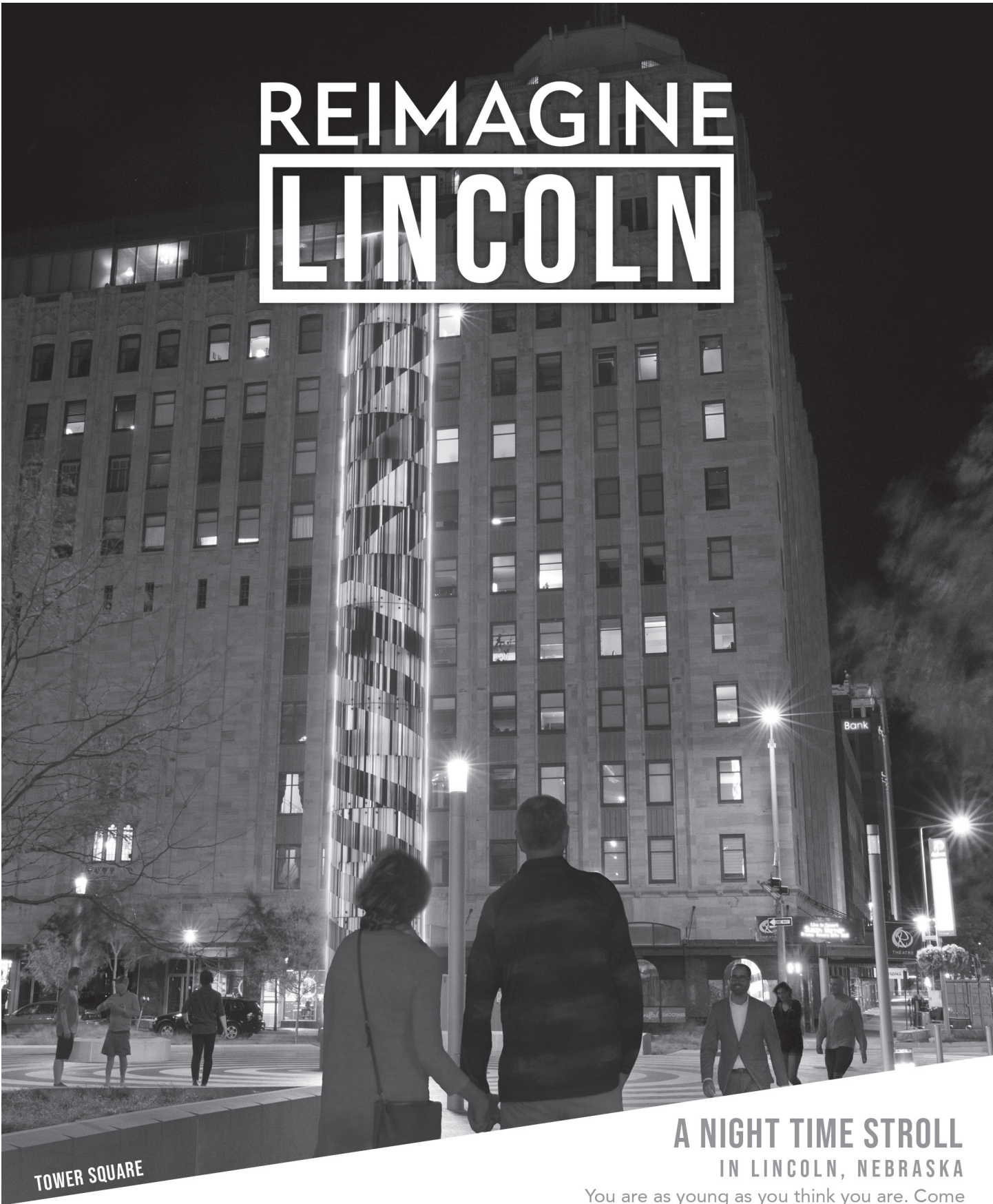
CLASS D1
Laurel-Concord-
Coleridge



CLASS D2
Falls City
Sacred Heart



REIMAGINE LINCOLN



TOWER SQUARE

A NIGHT TIME STROLL IN LINCOLN, NEBRASKA

You are as young as you think you are. Come explore the eclectic mix of food, culture and entertainment that P Street has to offer.

Located in the heart of downtown, you are close to many hotels, theaters and restaurants.

LINCOLN.ORG/VISIT

LINCOLN
CONVENTION
AND VISITORS
BUREAU

CLASS C2

NSAA Boys Basketball Bracket

Lincoln Northeast • March 10 • 11:00 am



#1
Grand Island Central Catholic
Crusaders (22-4) 46.3077

vs.



#8
Tri County
Trojans (20-5) 44.2000

Lincoln Northeast • March 10 • 1:30 pm



#4
Freeman
Falcons (21-4) 45.3200

vs.



#5
Hartington Cedar Catholic
Trojans (19-6) 45.0000

Lincoln Northeast • March 10 • 4:00 pm



#2
Yutan
Chieftains (22-2) 46.2083

vs.



#7
Chase County
Longhorns (16-8) 44.5417

Lincoln Northeast • March 10 • 6:30 pm



#3
Bridgeport
Bulldogs (23-2) 46.0000

vs.



#6
BRLD
Wolverines (18-4) 44.5455

Semifinals
Pinnacle Bank Arena • March 11 • 6:15 pm

Winner
Game 1

Winner
Game 2

Finals
Pinnacle Bank Arena • March 13 • 8:45 pm

Winner
Game 5

Winner
Game 6

Champion

Semifinals
Pinnacle Bank Arena • March 11 • 8:30 pm

Winner
Game 3

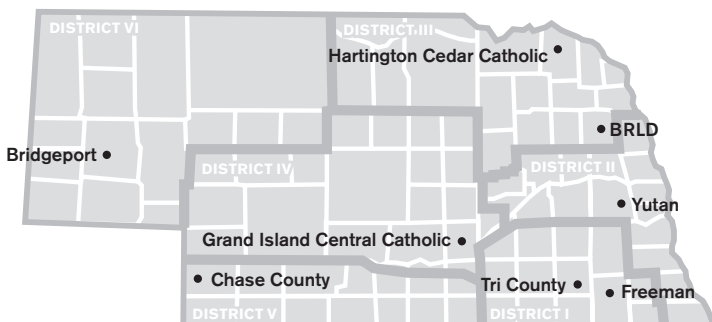
Winner
Game 4

Consolation
Lincoln North Star • March 12 • 2:00 pm

Loser
Game 5

Loser
Game 6

Third Place



GRAND ISLAND CENTRAL CATHOLIC Crusaders | Columbia Blue/Navy Blue/White | 22-4

Superintendent: Jordan Engle
Principal: Jordan Engle
Athletic Director: Dick Ross
NSAA Team Enrollment: 62
Conference: Centennial West
Head Coach: Tino Martinez
Assistant Coaches: Rob Micek, Collin Toner, Terry Fredrickson, Howard Schumann
State Tournament Appearances: 20
Most Recent State Tournament: 2020
State Championship Years: C1/2000
Runner-up: C2/2008, C2/2020



Season Record 22-4

Omaha Gross Catholic	W	61-20
Norfolk Catholic	W	79-51
Columbus Scotus	W	61-50
North Platte	W	65-35
Blue Hill	W	69-34
Lincoln Christian	W	57-35
Omaha Skutt Catholic	W	39-23
Sutton	W	51-37
Fullerton	W	68-28
Northwest	W	49-33
Kearney Catholic	L	35-56
Doniphan-Trumbull	W	60-36
York	W	61-43
Adams Central	L	45-50
Hastings St. Cecilia	W	59-29
Archbishop Bergan	W	60-42
Kearney Catholic	L	52-53
Cozad	W	58-43
Lexington	W	61-42
Hastings St. Cecilia	W	54-26
Lincoln Pius X	L	45-65
Aquinas Catholic	W	65-31
St. Paul	W	50-31
Heartland	W	67-13
Centennial	W	49-44
Twin River	W	75-43

No.	Name	GR	POS	HT	PTS	AVG	REB	AVG	AST	STL	BLK
3	Russell Martinez	12	G	6-0	215	8.6	47	1.9	41	19	2
5	John Kenna	10	F	5-10	10	0.6	12	0.8	1	2	0
11	Koby Bales	12	F	6-3	141	6.4	123	5.6	76	13	3
15	Brayton Johnson	11	G	5-11	38	2.0	19	1.0	16	10	1
21	Tanner Turek	12	G	5-10	146	5.8	38	1.5	22	11	1
25	Brayden Wenzl	12	G	5-10	61	2.4	40	1.6	36	27	1
31	Isaac Herbek	11	G	6-3	166	6.6	57	2.3	76	17	3
33	Marcus Lowry	11	F	6-3	227	9.1	110	4.4	29	12	38
35	Ishmael Nadir	10	G	5-10	12	0.8	4	0.3	1	1	0
41	Gil Jengmer	11	C	6-8	173	6.9	100	4.0	18	17	9
45	Dei Jengmer	12	C	6-9	228	10.4	127	5.8	28	12	29

TRI COUNTY Trojans | Blue/Gold | 20-5

Superintendent: Randy Schlueter
Principal: Ryan Clark
Athletic Director: Bryce Simpson
NSAA Team Enrollment: 51
Conference: Pioneer Conference
Head Coach: Jeremy Siems
Assistant Coach: Mike Larson
State Tournament Appearances: 3
Most Recent State Tournament: 1988
Runner-up: C1/1988



Season Record 20-5

Wilber-Clatonia	L	49-55
Lawrence-Nelson	W	56-49
Pawnee City	W	48-35
Southern	W	52-45
Centennial	W	53-39
Johnson-Brock	W	51-40
Falls City Sacred Heart	W	65-60
Diller-Odell	W	52-35
Johnson County Central	W	58-39
Friend	W	59-34
Fairbury	W	59-47
Freeman	L	45-50
Southern	W	54-34
Diller-Odell	W	50-41
Parkview Christian	L	46-58
Fillmore Central	W	51-34
Lourdes Central Catholic	L	40-49
Humboldt-Table Rock-Steinauer	W	60-43
Lourdes Central Catholic	W	49-39
Falls City Sacred Heart	W	38-26
Humboldt-Table Rock-Steinauer	W	72-60
Lewiston	W	68-34
Southern	W	57-48
Freeman	L	48-53
Hershey	W	72-53

No.	Name	GR	POS	HT	PTS	AVG	REB	AVG	AST	STL	BLK
1	Carter Siems	10	G	5-11	217	8.7	79	3.2	71	31	1
3	Logan Larson	12	G	6-4	249	10	144	5.8	48	47	21
4	Colton Jantzen	11	F	6-3	271	10.8	185	7.4	24	30	11
10	Cole Siems	12	G	6-0	413	16.5	93	3.7	96	60	1
12	Jack Holsing	12	G	5-10	14	.6	20	.9	7	7	2
14	Gavin Weichel	11	G	5-11	103	4.3	61	2.5	21	18	0
15	Andrew Sasse	10	F	6-1	11	1	12	1.1	0	2	0
20	Christopher Janssen	10	C	6-5	63	3	46	2.2	5	5	5
21	Landen Chapman	12	G	5-10	11	.8	9	.6	4	4	0
22	Lucas Weise	12	C	6-4	0	0	0	0	0	0	0
23	Colton Bales	10	G	5-7	0	0	1	.3	2	0	0
24	Dustin Kapke	9	G	5-10	0	0	4	.7	0	1	0
40	Manton Taylor	12	G	5-9	0	0	4	.8	0	0	0
42	Uriel Martinez	11	F	5-11	0	0	1	.3	0	0	0

FREEMAN Falcons | Navy/Silver/N. Carolina Blue | 21-4

Superintendent: Andrew Havelka
Principal: Jeremy Schroeder
Athletic Director: Jeremy Schroeder
NSAA Team Enrollment: 47
Conference: East Central
 Nebraska/MUDECAS
Head Coach: Jim McLaughlin
Assistant Coaches: Bob Bargen, Marshall Payer
State Tournament Appearances: 10
Most Recent State Tournament: 2015
State Championship Years: D1/2010
Runner-up: C2/2009, C2/2015



Season Record 21-4

Palmyra	W	52-41
Fairbury	W	57-36
Falls City	W	49-33
Humboldt-Table Rock-Steinauer	W	58-36
Auburn	L	23-59
Johnson County Central	W	47-36
Falls City Sacred Heart	L	39-41
Lourdes Central Catholic	W	40-36
Southern	W	59-34
Pawnee City	W	63-23
Tri County	W	50-45
BDS	W	22-20
Parkview Christian	L	39-42
Diller-Odell	W	54-40
Malcolm	W	49-34
Wilber-Clatonia	W	40-27
Diller-Odell	W	55-30
Malcolm	W	56-41
Mead	W	50-24
Auburn	L	27-41
Johnson-Brock	W	44-43
Sterling	W	58-37
Johnson County Central	W	63-43
Tri County	W	53-48
Sutton	W	45-29

No.	Name	GR	POS	HT	PTS	AVG	REB	AVG	AST	STL	BLK
0	Taylan Vetrovsky	10	G	6-1	138	6.6	96	4.6	49	31	9
2	Josiah Wallman	12	G	6-1	200	8.3	46	1.9	34	34	4
3	Hayden Jennings	9	G	6-1	3	0.3	5	0.4	1	2	0
4	Kellen Anderson	9	F	6-4	0	0	0	0	0	0	0
5	Wyatt Currie	12	G	5-9	81	3.4	46	1.9	29	21	0
14	Holden Ruse	12	F	6-2	306	12.8	142	5.9	67	33	2
21	Kolby Mahler	9	G	5-9	0	0	0	0	0	0	0
22	Carter Niles	10	G	6-2	124	5.2	56	2.3	25	16	2
23	Brandon Jurgens	10	G	5-9	1	.1	6	.4	6	1	0
33	Carter Ruse	10	F	6-2	303	12.6	153	6.4	53	31	12
34	Elijah Delhay	10	F	6-3	11	0.8	8	0.6	0	1	1
35	Marcus Osterhaus	12	F	6-5	25	1.1	33	1.4	9	10	2

HARTINGTON CEDAR CATHOLIC Trojans | Red/White | 19-6

Superintendent: Fr. Owen Korte
Principal: Christopher Uttecht
Athletic Director: Chad Cattau
NSAA Team Enrollment: 54
Conference: Mid-State
Head Coach: Matt Steffen
Assistant Coaches: Rick Kuehn, Taylor Johnson, Noah Pelan
State Tournament Appearances: 20
Most Recent State Tournament: 2015
State Championship Years: B/1980, B/1984
Runner-up: C1/1991, B/1993



Season Record 19-6

O'Neill	L	47-56
Crofton	W	49-26
South Sioux City	W	66-55
Pender	W	69-43
Pierce	L	46-52
Wayne	L	29-31
Archbishop Bergan	W	61-53
Osmond	W	61-48
Laurel-Concord-Coleridge	W	75-40
Boone Central	W	65-56
Creighton	W	74-49
Wayne	W	56-53
Guardian Angels Central Catholic	W	61-46
Dakota Valley, SD	L	52-78
Battle Creek	W	67-36
Wayne	L	42-60
Norfolk Catholic	W	66-60
Homer	L	33-34
Battle Creek	W	48-42
Pierce	W	44-40
Lutheran High Northeast	W	64-34
Norfolk Catholic	W	57-54
Crofton	W	68-29
Lutheran High Northeast	W	52-39
Wakefield	W	56-45

No.	Name	GR	POS	HT	PTS	AVG	REB	AVG	AST	STL	BLK
2	Tate Thoene	11	G	5-9	245	9.8	75	3	55	70	
3	Blake Arens	11	G	5-6	12	.66	9	.5	11	3	
5	Grant Arens	10	G	5-9	24	1.7	17	1.2	11	2	
11	Dagen Joachimsen	12	G	5-10	39	1.5	52	2	34	16	1
12	Macalister Kuehn	12	C	6-6	129	5.2	90	3.6	12	9	27
13	Myles Thoene	12	G	5-8	358	14.3	80	3.2	77	47	1
15	Carson Arens	10	G	5-10	156	6.2	84	3.5	40	31	3
21	Hunter Thoene	11	F	6-0	36	1.8	17	.8	5	5	2
23	Carter Arens	11	F	6-2	108	4.3	74	3	19	25	4
24	Jaxson Bernecker	10	F	6-4	276	11	165	6.6	47	32	19
25	Riley Kuehn	12	F	6-1	11	1	6	.5	1	1	
33	Connor Vlach	12	F	5-11	5	.5	2	.2			
35	Ethan Becker	11	F	5-11	3	.2	3	.2	2		
55	Jay Steffen	10	F	5-11	6	.6	6	.6	1		

YUTAN Chieftains | Red/White | 22-2

Superintendent: Mitch Hoffer
Principal: Brandy Thompson
Athletic Director: Justin Petersen
NSAA Team Enrollment: 58
Conference: Nebraska Capitol Conference
Head Coach: Jesse Gardner
Assistant Coaches: Kevin Rogers, Mike Davis, Dave Novak, Dan Novak
State Tournament Appearances: 15
Most Recent State Tournament: 2020
State Championship Years: E/1924
Runner-up: D/1973, C/1979, C2/2019



Season Record 22-2

Elmwood-Murdock	W	70-39
Lourdes Central Catholic	W	39-38
Arlington	W	51-44
Conestoga	W	73-39
Doniphan-Trumbull	L	53-63
Raymond Central	W	66-51
Wahoo	W	63-59
Omaha Concordia	W	40-37
Omaha Brownell Talbot	W	51-45
Mead	L	53-55
Douglas County West	W	58-51
Fort Calhoun	W	50-48
Ashland-Greenwood	W	52-40
Palmyra	W	62-32
Conestoga	W	55-37
Ashland-Greenwood	W	47-42
Logan View-Scribner-Snyder	W	54-32
Louisville	W	51-35
Bishop Neumann	W	61-31
Malcolm	W	71-55
Logan View-Scribner-Snyder	W	57-49
Omaha Brownell Talbot	W	63-45
Palmyra	W	75-52
West Holt	W	62-38

No.	Name	GR	POS	HT	PTS	AVG	REB	AVG	AST	STL	BLK
0	Samuel Petersen	11	F	6-2	188	9.4	100	5	40	16	3
1	Isaiah Daniell	11	G	5-11	131	5.7	51	2.2	24	17	0
2	Jake Richmond	11	G	5-10	210	10.5	30	1.5	18	3	1
3	Brady Timm	12	G	5-10	462	21	126	5.7	91	71	2
4	Paul Kirchmann	11	F	6-0	3	0.1	5	0.2	0	0	0
5	Nolan Timm	10	G	5-11	55	2.4	32	1.4	8	6	0
10	Gavin Kube	11	C	6-3	143	6.2	109	4.7	19	5	14
12	Carter Tichota	11	F	6-0	107	4.7	118	5.1	30	6	1
14	Drake Trent	10	C	6-2	0	0	21	.9	2	1	0
20	Frances Hebenstreit	9	G	5-7	11	0.5	5	0.2	0	0	0
22	Braxton Wentworth	9	G	5-5	5	0.2	9	0.4	3	1	0
24	Jason Smith	11	C	5-11	0	0	2	0.1	1	1	0
32	Jack Edwards	9	F	6-1	0	0	2	0.1	0	0	2

CHASE COUNTY Longhorns | Orange/Black | 16-8

Superintendent: Adam Lambert
Principal: Michael Sorensen
Athletic Director: Troy Hauxwell
NSAA Team Enrollment: 52
Conference: South Platte Valley
Head Coach: Chris Bartels
Assistant Coaches: Matt Maxwell, Drew Harris, Carl Zuege
State Tournament Appearances: 11
Most Recent State Tournament: 2004
Runner-up: C/1929, C1/2003



Season Record 16-8

Cozad	W	68-50
McCook	W	61-44
Sidney	L	54-70
Ogallala	L	58-68
Adams Central	L	22-61
Bridgeport	L	43-57
Ord	W	60-43
McCook	L	60-62
Gordon-Rushville	W	36-31
Dundy County Stratton	W	54-51
Kimball	W	68-11
Southern Valley	W	63-49
Perkins County	W	70-38
Gothenburg	W	59-52
Sutherland	W	67-24
Hershey	L	35-55
Bridgeport	L	45-47
Hershey	L	36-59
Yuma, CO	W	57-48
North Platte St. Patrick's	W	64-61
Sutherland	W	79-40
Dundy County Stratton	W	58-50
Hershey	W	60-51
Amherst	W	71-55

No.	Name	GR	POS	HT	PTS	AVG	REB	AVG	AST	STL	BLK
10	Mason Nordhausen	12	G	5-10	278	13.2	96	4.6	42	38	3
11	Keenan Cole	11	F	5-11	152	6.6	78	3.4	42	17	1
12	Brandon Mintling	12	G	5-7	40	2.2	12	0.7	8	10	0
13	Tysen Lempke	11	G	5-8	65	3.6	52	2.9	26	18	0
14	Kade Anderson	10	G	6-1	206	8.6	76	3.2	31	20	3
15	Clay Meeske	12	G	6-0	196	9.3	71	3.4	41	27	1
20	Easton Fries	9	G	5-10	4	4	2	2	2	0	0
21	Colin O'Neil	10	G	5-10	9	0.9	4	0.4	4	0	0
22	Emmitt Zuege	11	G	6-0	10	0.9	10	0.9	4	1	0
23	Carter Leibbrandt	10	G	5-11	3	0.4	6	1	4	1	0
24	Jacob German	12	F	6-3	72	3.3	61	2.8	6	7	2
25	Jensen Olsen	9	F	6-3	0	0	1	1	0	0	0
30	Nickolas Rau	11	F	6-5	24	4	12	2	2	0	0
31	Cedric Maxwell	12	F	6-4	289	12.6	145	6.3	99	32	20

BRIDGEPORT Bulldogs | Purple/Gold/white | 23-2

Superintendent: Chuck Lambert
Principal: Chris Lecher
Athletic Director: Dave Kuhlen
NSAA Team Enrollment: 60
Conference: Western Trails/South Platte Valley
Head Coach: Sean Sterkel
Assistant Coaches: Jeremy Reimers, Aaron Ogden, Jon Barrow
State Tournament Appearances: 13
Most Recent State Tournament: 2019
State Championship Years: C1/1990



Season Record 23-2

Bayard	W	61-22
Crawford	W	74-14
Hemingford	W	53-48
Sutherland	W	50-12
Mullen	W	59-55
Chadron	W	57-41
Chase County	W	57-43
Southeast, WY	W	59-35
Burns, WY	W	66-45
Ogallala	W	44-41
Hershey	L	43-46
Leyton	W	74-26
Kimball	W	87-22
Mitchell	W	68-65
North Platte St. Patrick's	L	43-62
Chase County	W	47-45
Bayard	W	65-27
Bayard	W	85-61
Mitchell	W	60-47
Gordon-Rushville	W	64-56
Morrill	W	69-19
Perkins County	W	81-51
Kimball	W	86-27
Bayard	W	77-48
Oakland-Craig	W	56-46

No.	Name	GR	POS	HT	PTS	AVG	REB	AVG	AST	STL	BLK
1	Braxten Swires	11	G	5-9	181	8.6	23	1.1	40	1.9	9
3	Cole Faessler	12	G	5-10	87	4.1	52	2.5	78	3.7	4
4	Kolby Lussetto	9	G	5-8	9	1.3	1	.1	7	1	0
5	Braeden Stull	10	F	6-2	84	4.9	39	2.3	17	1	4
10	Austin Kenner	12	G	5-11	20	2.9	7	1	8	1.1	1
11	Brady Newkirk	12	F	6-1	201	9.6	95	4.5	42	2	8
12	Evan Hill	11	G	5-9	11	1.8	7	1.2	3	.5	0
13	Jacob Wallesen	12	G	5-9	116	5.5	63	3	75	3.6	3
15	Kason Loomis	10	G	6-1	14	1.8	14	1.8	3	.4	1
20	Bayler Sterkel	12	G	6-1	200	9.5	95	4.5	42	2	3
23	Cade Loomis	12	C	6-3	13	2.2	17	2.8	6	1	1
24	Oswaldo Cantu	11	G	5-11	33	3	19	1.7	15	1.4	1
32	Luis Garza	12	F	6-4	306	14.6	128	6.1	36	1.7	35
34	Mason Nichols	11	G	5-10	24	3.4	8	1.1	11	1.6	0

BRLD Wolverines | Black/UCLA Blue/Gold | 18-4


Superintendents: Dr. Jon Cerny, Fred Hansen
Principals: Kyle Elsasser, Weston Swanson
Athletic Directors: Matt Kai, Bruce Knaak
NSAA Team Enrollment: 59
Conference: East Husker Conference
Head Coach: Cory Meyer
Assistant Coaches: Aaron Stemen, Ian Nottlemann, Blake Diekmann
State Tournament Appearances: 4
Most Recent State Tournament: 2020
State Championship Years: C2/2019, C2/2020
Runner-up: C2/2018



Season Record 18-4

Homer	W	62-34
Omaha Nation	W	89-42
Clarkson/Leigh	W	73-36
Howells-Dodge	L	56-59
Nebraska City	W	62-51
Louisville	W	66-63
Elkhorn North	L	76-84
West Point-Beemer	W	64-45
Tekamah-Herman	W	65-32
Ponca	W	57-51
Wakefield	L	55-59
Pender	W	62-27
Howells-Dodge	W	59-40
Oakland-Craig	W	56-52
Humphrey/Lindsay Holy Family	W	62-49
Wisner-Pilger	W	63-43
Logan View-Scribner-Snyder	W	44-41
Auburn	L	46-52
Pender	W	77-30
Tri County Northeast	W	68-40
Wakefield	W	61-49
Centennial	W	67-49

No.	Name	GR	POS	HT	PTS	AVG	REB	AVG	AST	STL	BLK
1	Caden Hansen	11	G	5-11	12	2	6	1	3	2	0
5	Micah Henschen	12	G	5-11	154	7	83	3.8	34	25	1
10	Kole Bacon	10	F	6-1	6	0.9	6	.9	1	0	2
12	Dylan Beutler	12	F	6-5	415	18.9	197	9	33	30	30
13	Caleb Schlichting	10	G	5-9	6	0.7	3	0.3	0	0	0
14	Elliott Nottlemann	10	F	6-2	131	6.9	55	2.9	20	21	12
15	Lucas Vogt	12	G	6-0	289	14.4	71	3.5	130	48	7
20	Brayden Hegge	9	F	6-1	2	0.5	2	.5	1	1	0
21	Tyler Gatzemeyer	12	G	5-10	14	1.4	7	0.7	2	2	0
30	Isaiah Snyder	12	G	5-11	17	1.2	10	.7	0.7	4	0
41	Derek Petersen	12	F	5-10	16	0.9	28	1.6	5	3	0
43	Zachary Hegge	12	F	6-2	79	3.6	45	2	15	18	2
44	Mason Dolezal	10	F	6-0	10	0.8	4	0.3	0	3	1
50	Toriano Bohannon	12	F	6-0	230	11.5	59	2.8	56	36	7



It doesn't matter if you win or lose, it's how you play the game—and who you trust to treat the injuries. At Children's Hospital & Medical Center, our team of sports medicine physicians, orthopedic surgeons, physical therapists and athletic trainers treat, operate on and work to heal your athlete, helping them return to the game and the books.

To find a Sports Medicine specialist for your athlete, call **402-955-PLAY (7529)** or visit [ChildrensOmaha.org/Sports-Medicine](https://www.ChildrensOmaha.org/Sports-Medicine).

CLASS D1

NSAA Boys Basketball Bracket

Lincoln Southeast • March 10 • 11:00 am



#1 Burwell
Longhorns (24-0) 46.1250

vs.



#8 Central Valley
Cougars (17-6) 44.0000

Lincoln Southeast • March 10 • 1:30 pm



#4 Howells-Dodge
Jaguars (18-8) 44.6154

vs.



#5 Walthill
Blujays (19-4) 44.3043

Lincoln Southeast • March 10 • 4:00 pm



#2 Humphrey/Lindsay Holy Family
Bulldogs (20-5) 45.2400

vs.



#7 Southern Valley
Eagles (19-4) 44.0435

Lincoln Southeast • March 10 • 6:30 pm



#3 North Platte St. Patrick's
Irish (21-5) 45.2308

vs.



#6 Ansley-Litchfield
Spartans (20-4) 44.2500

Semifinals
Pinnacle Bank Arena • March 11 • 1:30 pm

Winner
Game 1

Winner
Game 2

Finals
Pinnacle Bank Arena • March 13 • 9:00 am

Winner
Game 5

Winner
Game 6

Champion

Semifinals
Pinnacle Bank Arena • March 11 • 4:00 pm

Winner
Game 3

Winner
Game 4

Consolation
Lincoln North Star • March 12 • 11:30 am

Loser
Game 5

Loser
Game 6

Third Place



BURWELL Longhorns | Purple/White | 24-0

Superintendent: Darrin Max
Principal: Kyle Drake
Athletic Director: Kevin Carson
NSAA Team Enrollment: 40
Conference: Goldenrod
Head Coach: Adam Stolzer
Assistant Coach: Dwaine Birch
State Tournament Appearances: 20
Most Recent State Tournament: 2017
Runner-up: L/1923, B/1961



Season Record 24-0

Fullerton	W	57-49
North Central	W	57-40
Ravenna	W	69-35
West Holt	W	59-40
St. Edward	W	60-24
Anselmo-Merna	W	69-34
Twin Loup	W	70-35
Axtell	W	71-37
Loomis	W	53-48
Ainsworth	W	70-52
Central Valley	W	67-45
Humphrey St. Francis	W	72-49
Riverside	W	61-43
Ord	W	50-47
Palmer	W	78-39
Fullerton	W	69-45
Humphrey St. Francis	W	53-50
Arcadia/Loup City	W	53-41
Spalding Academy	W	71-38
Nebraska Christian	W	65-34
CWC	W	71-27
Anselmo-Merna	W	68-29
Ansley-Litchfield	W	63-61
Kenesaw	W	44-40

No.	Name	GR	POS	HT	PTS	AVG	REB	AVG	AST	STL	BLK
3	Mason Plock	12	F	6-0	41	1.8	65	2.8	37	22	0
4	Dillon Critel	11	G	5-11	303	12.6	113	4.7	73	67	4
5	Wryder Svoboda	9	G	6-2	14	.9	5	0.3	2	4	0
10	Titus Gideon	10	G	5-9	18	1.1	10	0.3	12	3	0
11	Augustus Elliott	10	F	6-0	0	0	3	0.3	1	0	0
12	Quade Hunt	12	G	6-0	107	4.5	59	2.5	39	20	1
15	Hans Gideon	11	F	6-1	80	3.3	99	4.1	26	8	11
23	Levi Bode	12	F	6-3	224	9.7	99	4.3	28	18	2
24	Barak Birch	12	F	5-10	375	15.6	136	5.7	100	21	10
32	Devin Konicek	10	C	6-5	9	0.6	8	.5	2	1	3
44	Carter Mann	11	C	6-3	328	13.7	238	9.9	52	14	43
50	Brody Welniak	12	F	6-0	22	2.2	12	1.2	5	4	0
55	Dillon Simpson	9	C	6-2	0	0	1	0.1	0	0	0

CENTRAL VALLEY Cougars | Navy/Charcoal Gray/White | 17-6

Superintendent: Amy Malander
Principal: Todd Beck
Athletic Director: Randy Dutcher
NSAA Team Enrollment: 35
Conference: Goldenrod
Head Coach: Josh Nuss
Assistant Coaches: Randall Barr, Nolan Kratzer
State Tournament Appearances: 1



Season Record 17-6

Palmer	W	69-45
Stuart	W	55-52
Fullerton	W	48-40
Arcadia/Loup City	L	51-63
Centura	L	44-63
Spalding Academy	W	67-51
CWC	W	56-27
Heartland Lutheran	W	67-33
Ansley-Litchfield	L	67-73
Burwell	L	45-67
Nebraska Christian	W	55-40
Pleasanton	W	72-46
Anselmo-Merna	W	74-48
Riverside	W	71-48
Humphrey St. Francis	L	70-82
Fullerton	W	63-46
Heartland Lutheran	W	70-33
Humphrey St. Francis	L	72-83
Elkhorn Valley	W	66-56
Riverside	W	71-52
Riverside	W	58-46
Fullerton	W	61-53
Osmond	W	53-37

No.	Name	GR	POS	HT	PTS	AVG	REB	AVG	AST	STL	BLK
1	Ty Landers	10	G	5-6	2	.2	1	.1	3	0	0
2	Carson Corman	11	G	5-9	170	8.5	74	3.7	33	30	4
10	Gabriel Jacobsen	11	G	5-9	9	.7	5	.4	1	4	1
11	Ty Nekoliczak	12	G	5-10	431	19.7	116	5.2	114	49	6
12	Kyle Nekoliczak	12	G	5-11	206	8.9	100	4.3	65	21	4
14	Caleb Weber	12	G	5-9	14	2.8	6	1.2	2	3	0
21	Alexzandar Wolf	10	G	5-10	11	.6	11	.6	9	2	0
25	Thomas Bonge	12	F	6-0	6	1	8	1.3	0	1	0
30	Reilly Cadek	12	F	5-9	102	5.1	46	2.3	11	13	0
32	Treyven Straka	9	F	5-10	6	.5	10	.8	1	0	0
33	Cohen Grossart	10	F	5-9	25	1.3	20	1.1	10	1	1
35	Casey Landers	11	F	5-10	4	.8	10	2	0	1	0
43	Connor Baker	10	C	6-1	7	.5	18	1.4	5	2	0
44	Trevor Cargill	12	C	6-3	426	18.5	246	10.7	44	45	22

HOWELLS-DODGE Jaguars | Forest Green/Black/Silver | 18-8

Superintendent: Mark Ernst
Principal: Cole Fischer
Athletic Director: Cole Fischer
NSAA Team Enrollment: 40
Conference: East Husker
Head Coach: Kevin Janata
Assistant Coaches: Jordan Brabec, Bryan Ruzek
State Tournament Appearances: 4
Most Recent State Tournament: 2019
State Championship Years: D1/2013



Season Record 18-8

Pierce	L	31-54
Stanton	W	71-28
Aquinas Catholic	L	47-49
Humphrey/Lindsay Holy Family	L	32-46
Oakland-Craig	L	48-57
West Point-Beemer	W	44-40
BRLD	W	59-56
Clarkson/Leigh	W	66-35
Cornerstone Christian	W	84-22
Mead	W	56-37
Humphrey St. Francis	W	61-45
Plainview	W	67-27
Wisner-Pilger	W	67-44
Mead	W	42-32
Tekamah-Herman	W	66-34
Pender	W	59-31
Battle Creek	L	50-55
Madison	W	60-32
BRLD	L	40-59
Clarkson/Leigh	W	57-41
North Bend Central	L	67-83
Wakefield	L	54-61
Lutheran High Northeast	W	50-43
Stanton	W	61-44
Humphrey/Lindsay Holy Family	W	53-49
Mead	W	43-36

No.	Name	GR	POS	HT	PTS	AVG	REB	AVG	AST	STL	BLK
3	Lance Brester	10	G	6-2	148	5.7	120	4.6	26	44	23
4	Aiden Meyer	10	F	6-2	50	2.7	55	3	8	8	2
10	Oscar Dominguez	9	G	6-1	1	.1	3	.3	0	0	1
12	Jacob Tomcak	12	G	6-0	162	6.2	48	1.8	74	57	2
14	Gavin Nelson	11	G	5-11	79	3	31	1.2	36	24	0
20	Brittin Sindelar	10	G	5-6	28	1.9	6	.4	11	9	0
21	Colton Klosen	9	G	5-11	27	1.1	39	1.5	6	14	0
22	Richard Bayer	11	F	6-1	330	12.7	151	5.8	30	27	8
23	Blake Sindelar	11	G	6-2	474	19.0	206	8.2	111	64	19
24	Aandy Dominguez	10	F	5-11	107	4.1	116	4.5	20	42	4
30	Kellen Fiala	10	G	5-6	6	.6	1	.1	2	2	0
32	Connor Kreikemeier	9	F	6-1	6	.6	13	1.3	3	0	0
42	Caleb Perrin	10	F	6-0	0	0	0	0	0	0	0
44	Nathan Hegemann	9	F	6-2	17	1.7	8	.8	1	1	2

WALTHILL Blujays | Blue/Orange | 19-4

Superintendent: Kirk Ahrends
Principal: Ed Ross
Athletic Director: Joe Stark
NSAA Team Enrollment: 31
Conference: Lewis & Clark
Head Coach: John Parker
Assistant Coaches: Mark WhiteEyes, Michael Anderson, Manuel Moniz
State Tournament Appearances: 12
Most Recent State Tournament: 2016
Runner-up: C/1976, D1/2016



Season Record 19-4

Santee	W	81-57
Winnebago	L	61-64
Whiting, IA	W	92-6
Siouxland Community Christian, IA	W	81-74
Hartington-Newcastle	W	79-61
Omaha Christian Academy	W	68-44
Summerland	W	69-35
Tri County Northeast	W	91-52
Wakefield	W	72-61
Madison	W	84-57
Winside	W	70-15
Lutheran High Northeast	L	47-62
Homer	W	61-50
Ponca	W	71-52
Wynot	W	68-58
Winnebago	L	51-60
Laurel-Concord-Coleridge	W	66-62
Omaha Nation	W	85-54
Wynot	L	43-53
Nebraska Lutheran	W	98-88
Hartington-Newcastle	W	77-51
Laurel-Concord-Coleridge	W	65-61
Elm Creek	W	64-54

No.	Name	GR	POS	HT	PTS	AVG	REB	AVG	AST	STL	BLK
1	Ralph Galvin	12	G	5-7	9	1.1	3	.4	0	3	1
2	Kaden Sheridan	12	G	5-8	449	19.5	76	3.3	61	102	6
3	Clyde Porter	12	G	5-7	21	1.5	19	1.4	2	7	0
5	Jalen Merrick	12	G	5-8	393	17.1	81	3.5	45	95	4
10	Tyrese Lovejoy	10	F	6-1	246	10.8	80	3.5	13	43	2
11	Kenyon WhiteEyes	10	G	5-7	167	7.3	35	1.5	14	40	7
15	Zander Lovejoy	12	G	5-8	147	6.4	147	6.4	53	50	13
20	Keith Morris	9	F	5-10	1	.1	5	.5	0	3	0
21	Taylen McCuailey	11	F	6-0	2	.5	3	.8	0	8	3
22	Adrian Phillips	9	F	6-1	7	.6	14	1.3	0	3	2
25	Hugh Parker	9	G	5-9	21	1.5	5	.4	1	2	0
30	Durand Morris	12	F	6-0	31	1.6	29	1.5	3	8	3
35	Ethan Parker	9	G	5-8	93	4.4	8	.4	8	11	0

HUMPHREY/LINDSAY HOLY FAMILY Bulldogs | Red/White/Blue | 20-5

Superintendents: Greg Sjuts, Fr. Eric Olsen

Principals: Brice King, Andy Bishop

Athletic Directors: Kandee Hanzel, Chelsea Preister

NSAA Team Enrollment:41

Conference: East Husker


Head Coach: Joe Hesse

Assistant Coaches: Tom Meyer, Travis Friesen

State Tournament Appearances: 3

Most Recent State Tournament: 2020

State Championship Years: D1/2019



Season Record 20-5

Clarkson/Leigh	W	61-22
Battle Creek	W	60-33
Howells-Dodge	W	46-32
Shelby-Rising City	W	60-38
Auburn	L	42-56
Boone Central	L	48-67
Columbus Scotus	W	55-47
Omaha Concordia	L	41-53
Guardian Angels Central Catholic	W	53-36
Stanton	W	73-49
Wisner-Pilger	W	71-65
Neligh-Oakdale	W	70-29
Summerland	W	69-28
Madison	W	80-49
Elgin Public/Pope John	W	78-33
Oakland-Craig	W	56-53
Clarkson/Leigh	W	53-45
North Bend Central	W	62-54
BRLD	L	49-62
Pender	W	69-41
Twin River	W	66-55
Plainview	W	73-26
Cedar Bluffs	W	73-15
Howells-Dodge	L	49-53
Perkins County	W	71-29

No.	Name	GR	POS	HT	PTS	AVG	REB	AVG	AST	STL	BLK
2	Jett Spier	11	G	5-9	127	5.1	67	2.7	40	33	1
3	Easton Baumgart	9	G	5-10	7	0.5	14	1.0	2	0	2
4	Ayden Veik	11	G	5-9	7	0.5	8	0.5	4	4	0
10	Kyle Preister	11	G	6-5	59	2.6	22	1.0	16	10	9
12	Cooper Beller	11	G	6-0	120	4.8	64	2.6	61	38	1
13	Alex Schemek	11	G	5-11	3	0.3	4	0.3	0	3	0
15	Sage Frauendorfer	10	G	6-0	156	6.5	65	2.7	20	31	2
21	Paxton Bertrand	11	F	6-2	17	1.1	19	1.3	2	1	2
22	Jason Sjuts	11	G	6-5	406	16.2	104	4.8	119	72	15
23	Zachary Pfeifer	12	G	5-8	10	1.3	7	0.9	5	4	0
24	Jacob Sjuts	11	F	6-5	319	13.3	166	6.9	91	59	33
30	Ashton Sims	11	G	5-11	9	0.6	16	1.1	4	6	1
32	Ethan Keller	11	C	6-3	280	11.2	184	7.4	27	36	46
34	Dawson Freudenburg	11	F	5-7	4	0.4	6	0.5	1	2	0

SOUTHERN VALLEY Eagles | Purple/Silver/Black | 19-4

Superintendent: Bryce Jorgenson

Principal: Jeff Linden

Athletic Director: Brandon Marquez

NSAA Team Enrollment:39

Conference: Republican Plains Activities Conference

Head Coach: Jimmy Sindelar

Assistant Coaches: Mike Lanham, Ryan Spry

State Tournament Appearances: 7

Most Recent State Tournament: 2020

State Championship Years: C2/2013

Runner-up: D1/2020



Season Record 19-4

Minden	W	46-39
Elm Creek	L	43-70
Cambridge	W	61-38
Gothenburg	W	41-28
Overton	W	48-23
Ravenna	W	56-44
Superior	W	45-36
Southwest	W	64-41
Franklin	W	66-36
Bertrand	W	68-40
Chase County	L	49-63
Holdrege	W	68-62
Arapahoe	W	57-35
Cambridge	W	55-49
Medicine Valley	W	55-33
Dundy County Stratton	L	55-58
Alma	W	67-40
Gibbon	L	54-57
Dundy County Stratton	W	59-46
Axtell	W	51-31
Bertrand	W	55-51
Elm Creek	W	56-40
BDS	W	50-44

No.	Name	GR	POS	HT	PTS	AVG	REB	AVG	AST	STL	BLK
2	Kamden Bose	9	G	6-0	122	5.5	48	2.4	36	20	2
3	Brody Yant	12	G	5-9	62	8.9	26	3.9	25	10	1
4	Colton Burgeson	12	G	5-10	139	6.3	31	1.6	39	23	2
5	Rian Grove	9	F	5-9	0	0	1	.1	0	0	0
10	Dominic Comstock	11	F	5-8	0	0	0	0	0	0	0
12	Kody Collins	9	F	5-10	2	.4	2	.4	0	0	0
13	Clayton Berry	12	F	6-1	416	18.9	103	5.3	48	61	17
14	Matthew Henderson	10	F	5-10	0	0	4	.4	2	0	1
20	Adyn Thoof	9	C	5-10	2	.2	5	.6	0	0	0
23	Carter Bose	12	C	6-2	309	14	238	11.0	58	55	23
24	Isaak McPhillamy	11	G	5-9	92	4.4	39	1.8	29	13	2
25	Mitchel Wilson	10	C	5-11	19	1.0	31	1.6	4	6	1
40	Tommaso Tavella	11	F	6-2	0	0	0	0	0	0	0
41	Dakota Coppedge	12	F	5-9	43	2.2	11	.6	10	3	0

NORTH PLATTE ST. PATRICK'S Irish | Green/Gold | 21-5

Superintendent: Kevin Dodson
Principal: Matt Irish
Athletic Director: Brendan Lynes
NSAA Team Enrollment: 37
Conference: South Platte Valley
Head Coach: William O'Malley
Assistant Coach: Brendan Lynes
State Tournament Appearances: 14
Most Recent State Tournament: 2020
State Championship Years: D/1928



Season Record 21-5

Broken Bow	W	36-32
Sutherland	W	67-22
Creek Valley	W	72-24
Maxwell	W	55-29
Hershey	L	37-39
Gothenburg	W	55-30
Ogallala	L	58-60
Wauneta-Palisade	W	68-27
Blue Hill	W	71-41
Anselmo-Merna	W	65-18
Perkins County	W	76-41
Cozad	L	45-48
Mullen	L	49-52
Overton	W	61-23
Perkins County	W	69-32
Bridgeport	W	62-43
Hershey	W	53-43
Kimball	W	59-12
Chase County	L	61-64
Cambridge	W	70-39
Dundy County Stratton	W	70-49
Hershey	W	60-39
Paxton	W	58-27
Sandhills/Theford	W	57-35
Maxwell	W	75-34
Creighton	W	77-44

No.	Name	GR	POS	HT	PTS	AVG	REB	AVG	AST	STL	BLK
0	Corby Condon	12	G	6-0	335	12.9	107	4.1	52	46	4
1	Joseph Heirigs	12	G	5-10	219	8.4	108	4.2	89	49	4
2	Jack Heiss	11	G	6-1	399	15.3	132	5.1	79	56	23
4	Andrew Brosius	10	G	5-10	25	1.5	10	.6	8	12	1
10	Josh Davies	10	G	5-10	10	1.7	3	.5	0	0	0
11	Logan O'Malley	12	G	6-0	166	6.4	128	4.9	44	55	10
12	Zarek Branch	10	G	5-10	19	1.5	15	1.2	5	5	0
15	Trayton White	12	C	6-4	35	1.3	79	3	23	16	8
20	Samuel Troshynski	9	G	6-0	9	1	10	1.1	4	3	1
22	Connor Hasenauer	11	G	5-10	16	1.1	19	1.3	17	10	0
23	William Moats	10	G	6-0	65	2.5	63	2.4	18	29	5
41	Alexander Davies	12	F	6-3	137	5.3	110	4.2	15	44	6
52	Brecken Erickson	9	F	6-3	19	1.5	24	1.8	1	3	2
55	Caleb Munson	11	F	6-3	131	5	101	3.9	14	4	10

ANSLEY-LITCHFIELD Spartans | Black/Vegas Gold/White | 20-4

Superintendents: Gordy Goodman, Wade Finley
Principals: Heidi Fessler, Matt Drew
Athletic Directors: Troy Schirmer, Wade Finley
NSAA Team Enrollment: 35
Conference: Fort Kearney Conference
Head Coach: Matt Drew
Assistant Coaches: Garrod Fernau, Jim Holm
State Tournament Appearances: 1



Season Record 20-4

Hi-Line	W	78-20
Ravenna	W	64-55
Fullerton	W	69-52
Elm Creek	W	66-48
Axtell	W	62-41
Sandhills/Theford	W	54-29
Sumner-Eddyville-Miller	W	56-47
Loomis	L	58-68
Giltner	W	61-30
Central Valley	W	73-67
Amherst	L	63-71
Twin Loup	W	57-34
Shelton	W	59-49
Wilcox-Hildreth	W	51-42
South Loup (Callaway/Arnold)	W	43-32
Overton	W	60-22
Sumner-Eddyville-Miller	W	54-33
Loomis	W	61-60
Amherst	L	55-58
Arcadia/Loup City	W	42-38
Pleasanton	W	54-45
South Loup (Callaway/Arnold)	W	65-46
Burwell	L	61-63
Lourdes Central Catholic	W	39-30

No.	Name	GR	POS	HT	PTS	AVG	REB	AVG	AST	STL	BLK
1	Jeffery Cunningham	12	G	5-11	197	8.2	86	3.7	54	30	3
2	Calvin Finley	11	G	5-8	201	8.4	53	2.2	26	18	0
3	Samuel Loy	11	G	5-11	78	3.3	41	1.7	23	19	1
4	Caden Holm	11	F	6-3	275	11.5	158	6.6	40	32	8
11	Jackson Henry	12	F	6-2	145	6.0	86	3.7	34	12	4
12	Leyton Rohde	10	G	6-0	123	5.1	55	2.4	12	27	2
13	Michael Smith	10	F	6-0	0	0	0	0	0	0	0
15	Ryan Bailey	9	F	6-0	2	.4	3	.6	1	0	0
20	Evan Samuelson	12	C	6-7	17	1.1	32	1.9	2	4	4
21	Tycen Bailey	12	G	6-3	320	13.3	180	7.5	73	85	25
23	Zachary Loy	9	G	6-0	5	.7	4	.6	1	2	1
24	Ashton Behmerwold	9	G	5-10	2	.2	2	.2	1	1	0
30	Jacob Heapy	9	F	5-8	14	2.3	2	.2	1	1	0

FIND YOUR PURPOSE

When students choose Midland University, they become a part of something bigger than themselves. They enter into a 137-year history of purpose, achievement, and leadership. Midland is a place where students are known by name — and by their dreams.

Midland meets students at the intersection of their talents and passions, and the needs of the world, where their life purpose is not only identified but refined and fulfilled.

Why Midland?

+ 14:1 Student-Faculty Ratio

+ 4-Year Graduation Guarantee

+ Nebraska's Largest Athletic Department

+ Midland 1:1 Digital Experience, Providing iPads for Every Undergraduate Student



CLASS D2

NSAA Boys Basketball Bracket

Lincoln East • March 10 • 11:00 am




#1
St. Mary's
Cardinals (22-2) 45.7083

vs.




#8
Osceola
Bulldogs (20-6) 44.0769

Lincoln East • March 10 • 1:30 pm




#4
Parkview Christian
Patriots (25-1) 45.5385

vs.




#5
Loomis
Wolves (22-4) 45.1923

Lincoln East • March 10 • 4:00 pm




#2
Mullen
Broncos (23-3) 45.6538

vs.




#7
Falls City Sacred Heart
Irish (17-7) 44.3333

Lincoln East • March 10 • 6:30 pm

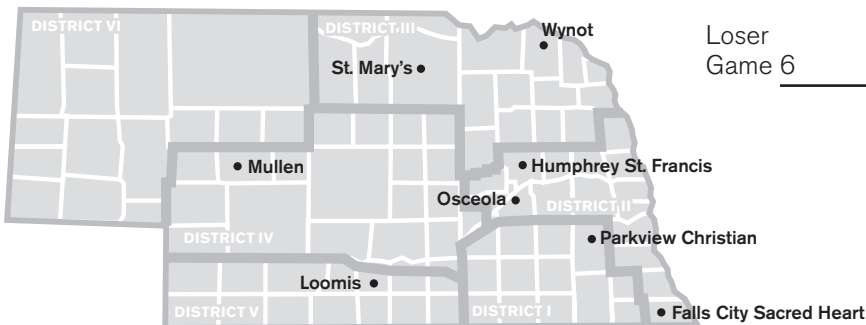


#3
Humphrey St. Francis
Flyers (20-4) 45.5833

vs.



#6
Wynot
Blue Devils (19-7) 44.4615



Semifinals
Pinnacle Bank Arena • March 11 • 9:00 am

Winner Game 1

Winner Game 2

Finals
Pinnacle Bank Arena • March 13 • 3:45 pm

Winner Game 5

Winner Game 6

Semifinals
Pinnacle Bank Arena • March 11 • 11:15 am

Winner Game 3

Winner Game 4

Consolation
Lincoln North Star • March 12 • 9:00 am

Loser Game 5

Loser Game 6

Champion

Third Place

ST. MARY'S Cardinals | Red/White | 22-2

Superintendent: Fr. Bernard Starman
Principal: Cody Havranek
Athletic Director: Tony Allen
NSAA Team Enrollment:25
Conference: Niobrara Valley
Head Coach: Luke Bulau
Assistant Coaches: Zach Sibbel, Willie Druieke, Terry Tomjack
State Tournament Appearances: 14
Most Recent State Tournament: 2020
State Championship Years: D1/2012




Season Record 22-2

Riverside	W	64-36
Archbishop Bergan	L	46-51
Niobrara/Verdigre	W	69-29
Spalding Academy	W	80-35
Neligh-Oakdale	W	67-33
North Central	W	71-49
Plainview	W	76-30
Niobrara/Verdigre	W	70-31
Anselmo-Merna	W	82-42
Bloomfield	W	65-29
Summerland	W	68-27
CWC	W	63-17
Santee	W	71-47
Winside	W	82-33
Stuart	W	68-46
West Holt	W	51-34
Elgin Public/Pope John	W	62-47
Elkhorn Valley	W	67-24
Boyd County	W	81-33
West Holt	W	73-38
Elgin Public/Pope John	W	70-32
Santee	W	78-37
Wynot	L	38-42
Silver Lake	W	54-41

No.	Name	GR	POS	HT	PTS	AVG	REB	AVG	AST	STL	BLK
0	Isaac Everitt	10	G	5-10	77	3.5	40	1.8	19	29	5
1	Tate Thompson	11	G	5-10	84	3.5	128	5.3	129	68	0
2	Dalton Alder	10	G	5-7	14	.7	11	.5	5	11	0
3	Blake Benson	11	G	5-11	255	10.6	56	2.3	35	43	0
4	Carson Dannenbring	9	G	5-8	0	0	6	.5	1	0	0
5	Gabe Pribil	11	G	5-11	14	1.8	4	.5	2	5	0
11	Connor Semin	12	F	6-4	171	7.1	136	5.6	38	42	15
14	Charles Barlow	11	C	6-3	56	2.8	47	2.3	7	8	3
15	Joseph Wiese	10	F	6-0	4	.2	5	.3	3	0	0
21	Adam Everitt	11	C	6-3	258	10.7	190	7.9	30	41	17
22	James Krotter	11	G	6-0	2	.1	7	.6	1	2	0
23	Samuel Barlow	9	G	5-9	2	.4	2	.4	0	0	0
24	Aidan Hedstrom	11	G	6-3	584	24.3	102	4.2	42	72	2
25	Wyatt Scofield	10	F	6-0	0	0	2	.3	0	1	0

OSCEOLA Bulldogs | Orange/Silver/Black | 20-6

Superintendent: Jason Lavaley
Principal: Dale Maynard
Athletic Director: Bob Fuller
NSAA Team Enrollment:28
Conference: Crossroads
Head Coach: Jason Zelasney
Assistant Coaches: Brett Webster, Bob Zelasney, Matt Gillespie
State Tournament Appearances: 19
Most Recent State Tournament: 1988
Runner-up: D/1921



Season Record 20-6

St. Edward	W	55-29
Exeter-Milligan	W	55-54
East Butler	W	51-25
Hampton	W	53-31
Dorchester	W	54-35
Palmer	W	49-29
Mead	L	43-46
Cornerstone Christian	W	75-34
Cross County	L	37-52
Nebraska Lutheran	W	66-49
Nebraska Christian	W	68-57
Friend	W	69-59
Giltner	W	51-35
McCool Junction	L	47-58
Giltner	W	39-21
McCool Junction	W	44-41
BDS	W	52-47
BDS	L	47-56
Meridian	W	57-23
Heartland	W	68-66
Shelby-Rising City	W	50-37
Fullerton	L	63-64
High Plains Community	W	63-19
Nebraska Lutheran	W	63-42
Parkview Christian	L	53-70
Paxton	W	52-42

No.	Name	GR	POS	HT	PTS	AVG	REB	AVG	AST	STL	BLK
3	Isaiah Zelasney	10	G	6-	493	19	171	6.6	77	79	16
5	Xavier Blackburn	11	G	5-10	4	.3	13	1.1	5	8	0
10	Kolton Neujahr	10	G	5-7	29	1.5	25	1.3	5	11	1
11	Thad Rathjen	12	G	5-10	55	2.1	79	3.0	36	18	5
14	Caleb Peterson	10	F	6-	7	.4	24	1.3	8	0	2
15	Matthew Demers	9	G	5-6	3	.3	2	.2	0	0	0
20	Wyatt Urban	11	F	6-3	215	8.3	128	4.9	38	18	34
21	Kale Gustafson	9	F	6-3	390	15.0	171	6.6	40	36	8
25	Creighton Sterup	9	F	6-2	17	.9	16	.9	1	4	0
31	Carson Watts	12	G	5-11	90	3.5	102	3.9	70	32	3
33	Kane Benson	12	F	5-9	25	1.1	33	1.5	4	2	0
35	Carter Girard	11	F	6-3	90	5.3	52	3.1	11	3	3

PARKVIEW CHRISTIAN Patriots | Scarlet/White/Royal Blue | 25-1

Superintendent:

Principal: PJ Book

Athletic Director: PJ Book

NSAA Team Enrollment:18

Conference: Frontier/MUDECAS

Head Coach: Nathan Godwin

Assistant Coaches: Bill Collins, John Brooks, Brad Ulrich, Emmanuel Hardy, Sam Wimmer

State Tournament Appearances: 4

Most Recent State Tournament: 2020



Season Record 25-1

Friend	W	75-44
Heartland Christian, IA	W	78-35
Lewiston	W	78-48
Shelton	W	71-56
Silver Lake	W	74-48
Whiting, IA	W	92-15
Omaha Nation	W	71-34
Lincoln Lutheran	W	45-35
Cornerstone Christian	W	77-44
Johnson County Central	W	56-39
Freeman	W	42-39
Tri County	W	58-46
Mead	L	40-54
Lawrence-Nelson	W	53-50
Whiting, IA	W	98-19
College View Academy	W	80-45
Omaha Brownell Talbot	W	51-36
Dorchester	W	71-22
Omaha Brownell Talbot	W	49-42
College View Academy	W	76-47
Boys Town	W	67-60
Omaha Christian Academy	W	59-39
Diller-Odell	W	56-40
High Plains Community	W	85-23
Osceola	W	70-53
Diller-Odell	W	63-48

No.	Name	GR	POS	HT	PTS	AVG	REB	AVG	AST	STL	BLK
1	Jaheim Curry	11	G	6-2	362	15	171	7	124	91	22
3	Elijah Matthews	11	G	5-10	26	1	17	1	20	21	3
5	Mark Lual	12	F	6-5	393	15	137	5	28	56	60
10	Michael Ault	11	F	6-3	235	9	93	4	63	38	13
11	Seth Stoll	11	G	6-0	23	2	37	3	6	6	1
12	Chandler Page	10	F	6-1	29	3	41	4	6	9	0
21	Franco Rossi	12	G	5-9	74	4	39	2	43	42	0
22	Brayden Ulrich	10	F	6-1	34	2	32	2	8	7	2
23	Maurice Reide	10	G	6-0	80	4	18	1	17	23	1
24	KeShawn Moore	12	G	5-9	240	9	82	3	50	82	3
30	Jacob Braatz-Morris	11	G	5-11	34	2	13	1	7	11	0
31	Tevin Godwin	12	G	5-10	62	3	23	1	15	3	0
32	Judah Sundermann	9	F	5-8	0	0	0	0	0	0	0
34	Tom Kraan	12	F	6-5	138	7	98	5	21	14	18

LOOMIS Wolves | Kelly Green/White/Black | 22-4

Superintendent: Sam Dunn

Principal: Nate Weaver

Athletic Director: Drew Billeter

NSAA Team Enrollment:28

Conference: Fort Kearny Conference

Head Coach: Drew Billeter

Assistant Coaches: Casey Vrbka, Jason Maaske, Mike Brummer

State Tournament Appearances: 20

Most Recent State Tournament: 2020

State Championship Years: D2/1999, D2/2004

Runner-up: D2/1998, D2/2005



Season Record 22-4

Overton	W	74-15
Sumner-Eddyville-Miller	W	71-67
Amherst	L	65-68
Bertrand	W	73-66
Cambridge	W	62-22
Brady	W	81-36
Ansley-Litchfield	W	68-58
Minden	W	72-60
Burwell	L	48-53
Elm Creek	W	63-58
Arapahoe	W	68-36
Wilcox-Hildreth	W	76-44
Silver Lake	W	60-41
Alma	W	85-47
Hi-Line	W	84-50
Franklin	W	76-38
Overton	W	76-35
Ansley-Litchfield	L	60-61
Elm Creek	W	71-39
Axtell	W	65-56
Pleasanton	W	75-43
Mullen	L	46-51
Maxwell	W	57-45
Wilcox-Hildreth	W	75-36
Sumner-Eddyville-Miller	W	56-54
Potter-Dix	W	83-45

No.	Name	GR	POS	HT	PTS	AVG	REB	AVG	AST	STL	BLK
1	Shay Swanson	11	G	5-11	343	13.2	122	4.7	97	99	4
2	Quinn Johnson	11	G	6-2	645	24.8	216	8.3	27	39	6
4	Cale Nelson	9	G	5-10	77	3.1	48	1.9	15	19	4
10	Aden Lovitt	12	G	5-8	284	10.9	63	2.4	67	48	5
11	Gunnar Hadley	10	G	5-10	5	.7	3	.4	0	0	0
12	Gabriel Kimball	11	G	5-10	7	1.0	7	1.0	5	2	0
13	Wesley Trompke	10	G	5-10	38	1.7	18	.8	7	10	2
14	Carson Orcutt	12	F	6-0	30	7.5	16	4	4	5	6
15	Khaleb Pafford	12	G	5-10	13	1.0	5	.3	0	3	0
20	Aidan Perry	11	G	5-9	83	3.5	23	1.0	10	6	2
22	Jackson Lauby	12	F	5-9	26	2.0	16	1.2	6	4	0
24	Clayton Meyer	10	G	6-1	99	3.8	118	4.5	10	19	4
32	Cristian Blincow	11	F	5-11	128	5.3	142	5.9	15	11	4
33	Grayson Trumble	12	F	6-4	2	.2	12	1.0	0	0	1

MULLEN Broncos | Black/Gold | 23-3

Superintendent: Chris Kuncel
Principal: Mike Kvanvig
Athletic Director: Chris Kuncel
NSAA Team Enrollment: 21
Conference: Mid-Nebraska Activities Conference
Head Coach: Brad Wright
Assistant Coaches: Derek Powers, Darrick Hanks
State Tournament Appearances: 17
Most Recent State Tournament: 2020
State Championship Years: D2/2017



Season Record 23-3

Sutherland	W	51-17
Anselmo-Merna	W	44-30
Valentine	W	56-36
Hyannis	W	43-16
Maxwell	L	21-42
Bridgeport	L	55-59
Cody-Kilgore	W	62-16
Garden County	W	67-35
Maywood-Hayes Center	W	61-39
Wallace	W	50-40
Brady	W	67-28
North Platte St. Patrick's	W	52-49
Arthur County	W	61-22
Gordon-Rushville	W	43-33
Brady	W	69-37
Sandhills/Theford	W	45-38
Sandhills Valley	W	44-27
Hershey	L	45-53
Sandhills/Theford	W	49-40
South Loup (Callaway/Arnold)	W	48-38
Sandhills Valley	W	73-53
Loomis	W	51-46
Wauneta-Palisade	W	65-26
Arthur County	W	71-23
Paxton	W	49-36
Hay Springs	W	67-29

No.	Name	GR	POS	HT	PTS	AVG	REB	AVG	AST	STL	BLK
2	Trevor Kuncel	11	G	5-9	299	11.5	63	2.4	33	62	4
3	Clayton Moore	10	F	6-4	251	12.6	89	4.5	44	56	8
4	Brendon Walker	12	G	5-11	318	12.2	92	3.5	72	113	6
5	Luke Durfee	9	G	5-9	73	2.8	59	2.3	15	30	0
12	Ethan Hardin	9	F	5-9	16	.9	9	.5	1	8	2
14	Jaden Emerson	11	F	6-3	253	9.7	100	3.8	31	44	10
20	Samuel Coble	11	F	5-10	4	.2	17	.8	1	9	0
21	Alex Moore	10	C	6-6	0	0	0	0	0	0	0
22	Deacon DeNaeyer	10	F	6-0	0	0	0	0	0	0	0
23	Kyle Finney	9	G	5-5	18	1.1	10	.6	3	3	0
40	Bryce McIntosh	12	C	6-2	171	6.6	132	5.1	18	38	5
50	Cade Groseth	11	C	6-0	7	.4	9	.5	1	3	0

FALLS CITY SACRED HEART Irish | Green/White | 17-7

Superintendent: Doug Goltz
Principal: Jennifer Dunn
Athletic Director: Doug Goltz
NSAA Team Enrollment: 26
Conference: Pioneer/MUDECAS
Head Coach: Doug Goltz
Assistant Coaches: Brian Lemerond, Jake Hoy
State Tournament Appearances: 23
Most Recent State Tournament: 2020
State Championship Years: D1/1988, D1/1989, D2/1990, D2/1991, D1/1999, D1/2001, D1/2004, D2/2008, D2/2018, D2/2020
Runner-up: D/1947, D/1974



Season Record 17-7

Sterling	W	58-31
Friend	W	63-41
Lewiston	W	57-31
Bishop LeBlond, MO	W	45-43
Tri County	L	60-65
Freeman	W	41-39
Syracuse	W	68-39
Elmwood-Murdock	W	46-31
Diller-Odell	W	47-39
Mound City, MO	L	43-67
Diller-Odell	L	48-62
Southern	L	43-50
Auburn	L	37-59
Pawnee City	W	68-18
Johnson-Brock	L	40-56
Humboldt-Table Rock-Steinauer	W	56-37
Friend	W	58-37
Southern	W	43-26
Tri County	L	26-38
East-Atchison, MO	W	64-22
Lourdes Central Catholic	W	52-45
Pawnee City	W	70-32
Sterling	W	67-35
Medicine Valley	W	53-22

No.	Name	GR	POS	HT	PTS	AVG	REB	AVG	AST	STL	BLK
2	Jakob Jordan	11	G	5-11	189	7.9	74	3.1	111	39	6
10	Sam Dunn	10	G	5-11	63	2.6	39	1.6	36	16	1
11	Jack Stice	9	G	6-1	7	0.5	11	0.8	9	3	0
12	Jacob Froeschl	11	G	5-10	162	6.8	54	2.3	49	39	2
14	Evan Keithley	10	G	6-0	110	4.6	79	3.3	28	27	3
22	Del Casteel	12	F	6-0	11	0.8	24	1.8	6	5	2
23	Kyle Bauman	12	F	6-1	43	2.9	65	4.3	15	24	2
24	James Froeschl	9	G	6-0	13	0.9	8	0.6	0	2	0
30	Riley Nelson	10	F	5-11	2	0.2	0	0	0	0	0
34	Joe Simon	9	F	6-3	65	3.1	50	2.4	7	9	16
35	Zachary Keithley	11	C	6-6	6	0.6	5	0.5	1	1	0
44	Jack Fiegenger	12	F	6-3	335	14.0	181	7.5	59	49	12
45	Brogan Nachtigal	11	F	6-3	241	10.0	136	5.7	33	16	18
50	Derek Schawang	11	C	6-6	6	0.5	9	0.8	1	1	1

HUMPHREY ST. FRANCIS Flyers | Royal Blue/White | 20-4

Superintendent: Fr. Eric Olsen
Principal: Jennifer Dunn
Athletic Director: Eric Kessler
NSAA Team Enrollment: 18
Conference: Goldenrod
Head Coach: Eric Kessler
Assistant Coach: Brent Reichmuth
State Tournament Appearances: 27
Most Recent State Tournament: 2020
State Championship Years: B/1941, B/1943, D1/1990, D1/1992, D1/1994, D1/2006, D2/2016
Runner-up: C/1946, D1/1988, D1/2005, D1/2008, D1/2009, D1/2015, D2/2020



Season Record 20-4

Palmer	W	69-29
Heartland Lutheran	W	57-17
Hartington-Newcastle	W	71-58
Riverside	W	77-54
Summerland	W	54-22
Fullerton	W	71-64
Nebraska Christian	W	71-43
Crofton	W	63-37
Wynot	L	40-51
Howells-Dodge	L	45-61
Burwell	L	49-72
Nebraska Christian	W	78-47
Central Valley	W	82-70
Burwell	L	50-53
Norfolk Catholic	W	72-58
Lutheran High Northeast	W	41-36
Central Valley	W	83-72
Spalding Academy	W	55-35
Aquinas Catholic	W	47-31
Shelby-Rising City	W	57-50
Twin River	W	60-56
Winside	W	71-23
Pender	W	71-45
Elgin Public/Pope John	W	81-42

No.	Name	GR	POS	HT	PTS	AVG	REB	AVG	AST	STL	BLK
2	Spencer Engel	11	G	5-10	14	.6	7	.4	17	6	1
4	Eli McPhillips	11	G	5-10	0	0	1	.1	0	0	0
10	Haustyn Forney	12	G	5-10	229	10	38	1.7	76	42	4
12	Kegan Hackerott	10	F	6-2	7	.3	0	0	3	2	0
14	Jack Lubischer	12	F	6-0	147	6.1	133	5.5	42	39	5
20	Justin Leifeld	12	G	5-11	314	13.1	138	5.8	54	55	2
22	Jaden Kosch	10	G	6-0	109	4.5	89	3.7	43	39	2
24	Austin Leifeld	12	G	5-10	147	6.1	43	1.8	38	37	0
30	Tristen Classen	11	F	5-10	4	.2	4	.3	5	0	0
32	Tanner Pfeifer	11	F	6-2	473	19.7	199	8.3	48	87	12
34	Karter Welch	12	C	6-0	8	.4	16	.6	1	1	0
40	Tyler Preister	12	C	6-3	10	.4	8	.5	0	0	0
42	Tyrel Wegener	10	G	5-10	1	.1	1	.1	0	0	0
50	Colten Wietfeld	11	C	6-2	49	2	42	1.8	1	7	2

WYNOT Blue Devils | Blue/White | 19-7

Superintendent: Jeff Messersmith
Principal: Grant Torpin
Athletic Director: Tammy Wieseler
NSAA Team Enrollment: 22
Conference: Lewis & Clark
Head Coach: Lee Heimes
Assistant Coaches: Scott Becker, Steve Wieseler, Kyle Heimes
State Tournament Appearances: 9
Most Recent State Tournament: 2018
State Championship Years: D2/2013



Season Record 19-7

Bloomfield	W	41-27
Winside	W	53-11
Guardian Angels Central Catholic	L	35-42
Osmond	L	51-57
Homer	W	56-39
Wausa	W	55-46
Randolph	W	50-49
West Point-Beemer	W	53-48
Humphrey St. Francis	W	51-40
Pender	L	36-50
Winside	W	55-27
Hartington-Newcastle	W	48-32
Canistota, SD	L	45-68
Niobrara/Verdigre	W	53-26
Winnepago	W	64-63
Ponca	W	47-40
Walthill	L	58-68
Creighton	W	69-63
Wakefield	L	51-56
Irene-Wakonda, SD	W	43-36
Walthill	W	53-43
Hartington-Newcastle	L	49-53
Laurel-Concord-Coleridge	W	45-36
Stuart	W	60-47
St. Mary's	W	42-38
Wallace	W	55-40

No.	Name	GR	POS	HT	PTS	AVG	REB	AVG	AST	STL	BLK
1	Carson Wieseler	9	G	5-5	24	1.8	11	.8	2	3	0
3	Owen Sudbeck	12	G	5-7	43	1.6	33	1.5	15	15	1
4	Anthony Haberman	12	G	5-10	317	12.7	131	5.2	37	34	14
5	Dylan Heine	9	G	5-8	122	4.7	28	1.1	8	14	2
13	Zack Foxhoven	9	G	5-8	28	1.2	19	.8	11	13	1
15	Peyton Wieseler	12	G	5-11	144	5.8	57	2.3	27	28	1
20	Trystan Heimes	12	F	6-0	80	3.2	78	3.1	15	21	4
23	Jack Kuchta	11	F	6-0	70	2.8	47	1.9	10	18	3
24	Tyler Nicke	11	F	5-9	3	.4	4	.5	1	0	0
30	Charles Schroeder	11	F	6-3	205	10.8	158	8.3	20	21	20
32	Garrett Lange	12	C	6-2	188	8.2	116	5.0	4	9	10
34	Chase Schroeder	9	G	6-3	22	1.7	17	1.3	2	2	0
35	Colin Wieseler	10	G	5-8	52	2.0	38	1.5	17	34	0
40	Jonathan Dodge	11	C	6-2	17	1.9	18	2	1	1	1

NSAA Boys Basketball All-Time Records

INDIVIDUAL RECORDS

MOST POINTS, CAREER

Points Player, School, Year Graduated

2748-Bill Holliday, Wilsonville, 1960
2406-Ron Simmons, Sumner, 1964
2337-Bob Siegel, Fairbury, 1973
2336-Lindley Thompson, Paxton, 1996
2332-David Wingett, Winnebago 2017
2292-Ron Zook, Glenvil, 1950
2247-Kurt Lauer, Gibbon, 1964
2247-Rylee Reinertson, Gibbon, 2014
2237-Bruce Chubick, West Holt, 1989
2205-Austin Kaczor, Ewing, 2010
2195-Wes Eikmeier, Archbishop Bergan, 2008
2185-Chad Ideus, Adams, 1994
2167-Jason Glock, Wahoo, 1991
2147-Jon Dolliver, Stanton, 1996
2144-Roger Witt, Otoe, 1957
2140-Anthony Harms, Filley 1998
2112-Mike Gesell, South Sioux City, 2012
2110-Dru Kuxhausen, Scottsbluff, 2017
2098-Dann Martin, Maxwell, 1985
2086-Noah Schutte, Laurel-Concord-Coleridge, 2020
2076-Jay Spearman, Sutton, 1990
2066-Bob Moore, Clarkson, 1956
2058-Jesse Carr, Ainsworth, 2008
2049-Ryan Young, Grant, 1985
2040-Jim Uchtman, Humphrey, 1968
2036-Pete Tipton, Hartington, 1975
2012-Randy Gilson, Maxwell, 1992
2002-Kent Payne, Palmer, 1980
1984-Rex Ekwall, Holmesville, 1953
1979-Gordon Benson, Ong, 1952
1976-Matt Davison, Tecumseh, 1997
1968-Grant Lahm, Columbus Scotus, 2015
1967-Steve Kucera, Pleasanton, 1977
1963-Kim Veerhusen, Adams, 1972
1962-Leonard Kopecky, Spencer, 1962
1960-Brian Wilson, Culbertson, 1997
1944-Terry Egger, Sprague/Martell, 1967
1941-Larry Heiss, Page, 1954
1925-Ron Witt, Otoe, 1954
1912-Cal Christline, Sterling, 1969
1911-Andre Woolridge, Omaha Benson, 1992
1907-Erick Strickland, Bellevue West, 1992
1906-Ryan Tegtmeier, BDS, 2013
1895-Larry Vlasin, Madrid, 1965
1888-Brady Delimont, Ainsworth, 2016
1886-Dale Iburg, Elgin, 1968
1884-Butch Forsberg, Herman, 1962
1880-Joey Rathe, Sterling, 1968
1873-Drake Beranek, Ravenna, 2006
1862-Jeremy Cruise, St. Edward, 2007
1857-Mike Simons, Wahoo, 1996
1844-Bill Bruhn, Dawson-Verdon, 1976
1839-Tredyn Prosocki, Riverside, 2020
1828-Caleb Rihanek, Boyd County, 2017
1826-Kevin Moore, Chadron Asmpt/Chadron, 1973
1825-Jim McGill, Center, 1957
1823-Terry Petrzelka, Prague, 1966
1816-Bob Gratopp, Geneva, 1966
1816-Rick Kotschwar, Farnam, 1971
1812-Jaden Rhynalds, East Butler, 2020
1806-Klye Schomerus, Palmyra, 2010
1805-Randy Pokorny, Stuart, 1968
1804-Ron Raver, Craig, 1956
1801-Bill Brungardt, Neligh, 1960
1793-Gary Busteed, Elgin, 1963
1792-Steve Simon, Falls City Sacred Heart, 1991
1785-Rick Heldt, Yutan, 1972
1783-Clete Samson, Valley, 1999

1782-Connor Beranek, Ravenna, 2012
1779-Gil Frey, Emerson, 1965
1779-Justin Kosmicki, Johnson County Central/
Tecumseh, 2010
1777-Steve Grossart, Wolbach, 1970
1768-Bill Jackman, Grant, 1982
1764-Chris Peacock, West Holt, 1989
1762-Jerry Sherman, Hastings St. Cecilia, 1958
1761-Drew Billeter, Loomis, 2005
1750-Jeremy Cruise, St. Edward, 2007
1750-Frank Petrzelka, Prague, 1959

MOST POINTS, ONE SEASON

956-Kurt Lauer, Gibbon, 1964
916-Mike McGee, Omaha North, 1977
910-LeRoy Dick, Hampton, 1958
909-Ron Simmons, Sumner, 1964
892-Kim Veerhusen, Adams, 1972
876-David Wingett, Winnebago, 2016
853-Ron Zook, Glenvil, 1950
840-Wes Eikmeier, Archbishop Bergan, 2008
834-Bill Holliday, Wilsonville, 1959
829-Dru Kuxhausen, Scottsbluff, 2017
822-C.J. Cowgill, Grand Island Central Catholic,
1996
813-Leland Timmerman, Verdigre, 1963
803-Lee Sealer, Center, 1963
799-Bob Moore, Clarkson, 1956
796-Paul Reinertson, Ravenna, 1978
793-Bruce Chubick, Atkinson West Holt, 1988
791-Teddy Allen, Boys Town, 2017
790-Glenn Mays, Wood River, 1965
782-Ryan Young, Grant, 1985
779-Jason Glock, Wahoo, 1991
773-Jim Walsh, Waterbury, 1947
768-Tom Kropp, Aurora, 1971
766-Gordon Benson, Ong, 1951
765-Bill Jackman, Grant, 1982
754-Terry Egger, Sprague Martell, 1967
754-Lindley Thompson, Paxton, 1996

MOST POINTS, ONE GAME

102-Ed Vondra, Brainard, 1922
79-Forrest Francis, Royal, 1957
69-Milt Enevoldsen, Dannebrog, 1960
68-Jesse Carr, Ainsworth, 2005
65-Larry Wattjes, DeWitt, 1964
62-Jack Hallstrom, Avoca, 1945
62-Dave Glaser, Spalding, 1978
61-Bruce Chubick, West Holt, 1989
61-Ron Regier, Henderson, 1964
61-Rich Lang, Omaha St. Joseph, 1944
61-Bill Bruhn, Dawson-Verdon, 1976
61-Jeff Barta, Niobrara, 1975
60-Dave Macken, Platte Center, 1964
60-Dean Gragert, Creighton St. Ludger, 1964
59-Kurt Lauer, Gibbon, 1964
59-Mike Cunningham, Waterloo, 1964
59-Paul Reinertson, Ravenna, 1978
59-Wes Eikmeier, Archbishop Bergan, 2008
58-Dale Iburg, Elgin, 1967
57-Larry Rathe, Sterling, 1958
57-Tom Kropp, Aurora, 1971
57-Jerry Motz, Lincoln Northeast, 1964
56-Jeff Riley, Grand Island Central Catholic,
1997
56-Mike Loewe, Palmer, 1993
56-Earl Spitznogle, Odell, 1972
56-Ron Regier, Henderson, 1964
56-Don Watts, Kennard, 1948
56-Cliff Welsh, Brule, 1962
56-Travis Kotas, Exeter-Milligan, 2003
55-Jerry Clark, Imperial, 1970

55-Larry Vlasin, Madrid, 1965
55-Dave Kroger, Herman, 1958
55-Harlan Plager, Elk Creek, 1957
55-Dennis Loewe, Clearwater, 1966

REBOUNDS, CAREER

1376-Andy Kerkman, Clearwater/Orchard, 2016
1351-Bob Siegel, Fairbury, 1971
1321-Steve Erwin, Laurel, 1971
1260-Tom Ridenour, Loomis, 1969
1163-Jim Uchman, Humphrey, 1968
1163-Blaine Harris, Valentine, 1971
1143-Rob Martenson, Pleasanton, 1988
1141-Noah Schutte, Laurel-Concord-Coleridge, 2020
1093-Colton Feist, Yutan, 2018
1088-Jason Slaughter, Bancroft-Rosalie, 1988
1067-Kevin Koenig, Ewing, 1991
1044-Dan Clausen, Omaha Benson, 1977
1032-Jay Bellar, Walthill, 1976
1007-Lennie Adams, West Point, 1974
961-Tom Regan, Ewing, 2002
948-Cory Beran, Sargent, 2006
911-Matt Johnson, Ashland-Greenwood, 1996
908-Jerry Swanda, East Butler, 1990
899-JD Roberts, Ponca, 2000
898-Lance Juelfs, Potter-Dix, 2009
892-Sam Mailloux, Pender, 2019
889-Jason Glock, Wahoo, 1992
886-Lloyd Scheve, Tri County, 1971
875-Tanner Borchartd, Gothenburg, 2015
865-Nick Sjuts, Bancroft-Rosalie, 2014
864-Landon Walker, Scottsbluff, 2017
863-Brad Hoskins, Crawford, 1983
855-Austin Allen, Aurora, 2017
844-Jeff Finn, Grand Island, 1977
834-Bill Milks, Platteview, 1977
833-Matt Goltz, Falls City Sacred Heart, 2014
831-Ryan Tegtmeier, BDS, 2013
803-Mike Simons, Wahoo, 1996
792-Stephen Hillis, Hartington Cedar Catholic, 2017
789-Kyle Prochaska, Wahoo Bishop Neumann, 2003
781-Anthony Fisher, Arapahoe, 2001
771-Nate Kuhl, Johnson County Central, 2013
769-Jeff Widhelm, Douglas County West, 2017
765-Alan Gissler, Osceola, 1967
755-Matt Hill, Lincoln Southeast, 2006
753-Logan Strom, Norfolk, 2017

REBOUNDS, SEASON

460-Garrett Watters, Winside, 2013
445-Chuck Jura, Schuyler, 1968
445-Lennie Adams, West Point, 1974
443-Jason Slaughter, Bancroft-Rosalie, 1988
441-Steve Erwin, Laurel, 1970
438-Bill Milks, Platteview, 1977
438-Jason Brown, Pleasanton, 1997
425-Lloyd Scheve, Tri County, 1971
423-Bob Siegel, Fairbury, 1973
419-Dan Clausen, Omaha Benson, 1977
410-Tom Ridenour, Loomis, 1969
407-Ron Regier, Henderson, 1964
407-Noah Schutte, Laurel-Concord-Coleridge, 2020
399-Nosa Iyagbaye, Parkview Christian, 2016
397-Jim Uchman, Humphrey, 1968
392-Mike Kloth, Wisner-Pilger, 1990
383-Andy Kerkman, Clearwater/Orchard, 2015
382-Andy Kerkman, Clearwater/Orchard, 2014
381-Andy Kerkman, Clearwater/Orchard, 2016
380-Bob Siegel, Fairbury, 1972
375-Alan Gissler, Osceola, 1967
375-Noah Schutte, Laurel-Concord-Coleridge, 2019
365-Matt Johnson, Ashland-Greenwood, 1996
364-Matt Johnson, Ashland-Greenwood, 1995

NSAA Boys Basketball All-Time Records

356-Noah Vasa, Lourdes Central Catholic, 2015
349-Blaine Harris, Valentine, 1971
346-Greg Loy, O'Neill, 1977
340-Jay Bellar, Walthill, 1976
340-Dave Moore, Chadron Assumption Academy, 1969
338-Mike Falloon, Fairbury, 1978
326-Colton Feist, Yutan, 2017
323-Sam Mailloux, Pender, 2018
317-Matt Hill, Lincoln Southeast, 2006
314-Jared Booe, Loomis, 1999
314-Kyle Prochaska, Wahoo Bishop Neumann, 2003
314-Landon Walker, Scottsbluff, 2017
313-Brad Hoskins, Crawford, 1983
312-Tanner Borchardt, Gothenburg, 2015
305-Kyle Prochaska, Wahoo Bishop Neumann, 2002
305-Jeff Widhelm, Douglas County West, 2017
301-Phil Gaffney, Anselmo-Merna, 1968
301-Tanner Borchardt, Gothenburg, 2014

REBOUNDS, ONE GAME

38-Garrett Watters, Winside, 2013
36-George Schroeder, Laurel, 1972
35-Archie Gray, Omaha Benson, 1971
34-Mike Guilliat, Auburn, 1963
34-Lonnie Cowher, Alliance, 1969-70
33-Marv Hopper, Auburn, 1962
33-Russ Anderson, Wilber-Clatonia, 1974
33-Roy Christlieb, Odell, 1975
33-Jerry Roh, Aquinas Catholic, 1976
33-Scott Meradith, York, 1977
32-Mike Davenport, Sandy Creek, 1976
32-Paul Potter, Columbus, 1973
32-Lloyd Scheve, Tri County, 1971
32-Dennis Loewe, Clearwater, 1966
32-Ron Regier, Henderson, 1964 (twice)
32-Ron Regier, Henderson, 1963
32-Bill Behn, Kearney, 1961
32-Gerald Radcliffe, Chase County, 1956
31-Alan Becher, Wisner, 1963
31-Steve Bowman, Bradshaw, 1968
31-Gary Filipi, Milligan, 1970
31-Gary Bray, Johnson-Brock, 1974
31-Bill Krejci, Exeter, 1975
31-Joe Cherek, Omaha Paul VI, 1976
31-Greg Furrow, Adams Central, 1977
30-Alan Gissler, Osceola, 1967
30-Dick Glessman, Platteview, 1968
30-Blake King, Lynch, 1973
30-Jay Branchaud, Winnebago, 1975
30-Tim Shanahan, Wahoo, 1976-77
29-Rick Petet, Loomis, 1975
29-Tom Ridenour, Loomis, 1969
29-Vernon Banks, Gothenburg, 1969
29-Rick Seidel, Sidney, 1972
29-Lennie Adams, West Point, 1974
29-Baylor Hellmuth, Hershey, 2015
28-Darin Toelle, Wisner-Pilger, 1977
28-Merlin Renner, Madison, 1967-68
28-Tom Kropp, Aurora, 1971
28-Jerry Swanda, East Butler, 1989
28-Andy Kerkman, Clearwater/Orchard, 2016
27-Lloyd Scheve, Tri County, 1971 (Twice)
27-Andy Markowski, Ord, 1994
27-Tanner Engel, Kearney, 1998
26-Phil Gaffney, Anselmo-Merna, 1968
26-Jason Slaughter, Bancroft-Rosalie, 1988
26-Mike Long, O'Neill, 2006
26-Cole Kowalski, Heartland Lutheran, 2009
25-Seyler Monroe, Silver Lake, 2015
25-Sam Mailloux, Pender, 2019
25-Brendan Bussinger, Rock County, 2020

CONSECUTIVE FREE THROWS MADE

58-Nick Bahe, Lincoln Southeast, 2002
56-Jalen Bradley, Norfolk, 2012
55-Josh Reinertson, Gibbon, 2009
47-Pat Hodges, Lexington, 1973
47-Brady Lollman, Norfolk, 2010
45-Trey Bardsley, Beatrice, 2012
42-Wes Eikmeier, Archbishop Bergan, 2006-07
42-Preston Peters, Bancroft-Rosalie, 2012-13
41-Brad Hunsley, Blair, 1985
41-Tom Oswald, Fairbury, 1977
41-Jalen Bradley, Norfolk, 2010
40-Spencer Fahey, Grand Island Central Catholic, 2009
38-Travis Kotas, Exeter-Milligan, 2003
36-Mike Sjuts, Humphrey, 1980
34-Jed Bargaen, Lincoln East, 1986
34-Jason Dolliver, Stanton, 1998
34-Caleb Pokorny, Falls City Sacred Heart, 2007
33-Dave Scheel, Wakefield, 1973
33-John Nagengast, Bloomfield, 1981
32-Shannon Turner, Madison, 1995
32-Tom Wipf, Weeping Water, 1964
32-Travis Kotas, Exeter-Milligan, 2003
31-Ron Witt, Otoe, 1954
31-Kent Payne, Palmer, 1980
31-Kurt Little, Freeman, 2004

THREE-POINT GOALS, CAREER

320-Brady Delimont, Ainsworth, 2016
317-Dru Kuxhausen, Scottsbluff, 2017
309-Rylee Reinertson, Gibbon, 2014
304-Tredyn Prososki, Riverside, 2020
303-Jesse Carr, Ainsworth, 2008
300-Grant Lahm, Columbus Scotus, 2015
291-David Bohlen, Adams Central, 2017
284-C.J. Cowgill, Grand Island Central Catholic, 1996
277-Cade Connell, South Loup, 2018
269-Shane Ideus, Filley/Freeman, 1999
262-Jeremy Cruise, St. Edward, 2007
251-Wes Eikmeier, Archbishop Bergan, 2008
250-Jordan Coolidge, Lutheran High Northeast, 2010
249-Mike Hancock, Wahoo, 1994
249-Anthony Harms, Filley, 1998
248-Tony Braithwait, Arapahoe, 2006
245-Matt Hames, Hartington Cedar Catholic, 2001
244-Grant White, Neligh-Oakdale, 2017
241-Jon Dolliver, Stanton, 1996
241-Brooks Asher, Hastings St. Cecilia, 2016
238-Karson Gansebom, Bennington, 2019
234-Jack Goering, Grand Island Central Catholic, 2019
232-Jalen Bradley, Norfolk, 2012
227-Ryan Woodard, Omaha Roncalli Catholic, 1995
227-Jeremy Wissing, Grand Island Central Catholic, 2000
225-Nick Martin, Ainsworth, 2013
223-Ryan Novoty, Clarkson, 1994
221-Preston Peters, Bancroft-Rosalie, 2014
218-Riley Swerczek, Riverside, 2018
217-Jaxon Simons, Wahoo Bishop Neumann, 2017
216-Tyler Cyboron, Ravenna, 2006
216-Matthew Wood, Hemingford, 2015
215-Cody Kirchhoff, Chester-Hubbell-Byron, 1997
214-Darwin Snyder, BRLD, 2020
208-Matt Wegner, Bancroft-Rosalie, 1999
208-Mitch Faris, Johnson County Central, 2016
207-Eric Ehmen, Heartland, 2008
207-Shea Sweetland, Wayne, 2020
207-Brady Barrett, Adams Central, 2012
206-Alex Aten, Kearney, 2003
205-Aaron Bly, Spalding/Elkhorn Valley, 1992
205-Jeremy Prchal, Cedar Bluffs, 2001

204-Ben Simons, Wahoo Bishop Neumann, 2016
203-Matt Jochum, Osmond, 2000
203-Jeff Martin, Bellevue West, 2006
202-Jaden Rhynalds, East Butler, 2020
201-Jason Dolliver, Stanton, 1998
201-Derek Kissinger, Minden, 2012
200-Kenny Wright, Cross County, 2017
200-Caleb Rihaneck, Boyd County, 2017
199-James Kaiser, Hartington Cedar Catholic, 2015
198-Clay Blank, Wilcox-Hildreth, 2013
193-Trevor Hoegh, Hampton, 1996
192-Jim Koonz, Springview/Hershey, 1997
192-Aaron Pryor, Wilber-Clatonia, 2003
192-Izac Reifenrath, Laurel-Concord-Coleridge, 2019
191-Justin Appleby, O'Neill, 2018

THREE-POINT GOALS, SEASON

133-C.J. Cowgill, Grand Island Central Catholic, 1996
112-Tredyn Prososki, Riverside, 2017
105-Grant Lahm, Columbus Scotus, 2015
99-Mike Hancock, Wahoo, 1993
99-Eric Moreno, Scottsbluff, 2013
98-Brady Delimont, Ainsworth, 2016
98-Tredyn Prososki, Riverside, 2018
97-Breyden Eckhout, Amherst, 2016
96-Justin Heng, Norfolk Catholic, 2007
96-Jesse Carr, Ainsworth, 2008
96-Wes Eikmeier, Archbishop Bergan, 2008
96-Brady Delimont, Ainsworth, 2015
96-Grant White, Neligh-Oakdale, 2017
95-Jalen Barry, Wayne, 2014
93-Jon Petersen, Alliance, 1988
93-Dru Kuxhausen, Scottsbluff, 2016
91-Izac Reifenrath, Laurel-Concord-Coleridge, 2019
90-Jeff Wolfgram, Madison, 1989
90-Mike Hancock, Wahoo, 1994
90-Jeff Riley, Grand Island Central Catholic, 1997
90-Dru Kuxhausen, Scottsbluff, 2017
90-Karson Gansebom, Bennington, 2018
90-Quinn Johnson, Loomis, 2019
90-Trey Knudsen, Yutan, 2019
89-Jeremy Wissing, Grand Island Central Catholic, 2000
89-Tanner Fuelberth, Ainsworth, 2013
89-Hayden Miller, Nebraska City Lourdes, 2016
88-Gunnar Brown, Omaha Roncalli Catholic, 1996
88-Quinn, Johnson, Loomis, 2020
88-Bryan Mendlik, Guardian Angels Central Catholic, 2003
88-Jeff Martin, Bellevue West, 2006
88-Benjamin Welch, Conestoga, 2020
87-Jeff Allgood, Bellevue West, 2008
86-Mitch Faris, Johnson County Central, 2016
86-David Bohlen, Adams Central, 2017
86-Cameron Binder, Auburn, 2019
85-Chad Christensen, Central Christian, 1996
85-Jesse Carr, Ainsworth, 2006
85-Tyler Cyboron, Ravenna, 2006
85-Jalen Bradley, Norfolk, 2010
84-Jeremy Cruise, St. Edward, 2007
84-Kent Bushell, Bellevue Christian, 1990
84-Anthony Harms, Filley, 1998
84-Craig Farlee, Grand Island Central Catholic, 2001
84-Tucker Pinyan, Parkview Christian, 2016
84-JaShaun Vyborny, Winside, 2018
83-Grant Lahm, Columbus Scotus, 2014
83-Jack Goering, Grand Island Central Catholic, 2017
83-Riley Swerczek, Riverside, 2017
82-Sam Loewe, Palmer, 1996

NSAA Boys Basketball All-Time Records

82-James Kaiser, Hartington Cedar Catholic, 2015
81-Dennis Johnson, Potter-Dix, 1990
81-Jeremy Phillips, Lyons-Decatur NE, 1996
81-Alex Aten, Kearney, 2003
81-Trey Bardsley, Beatrice, 2012
81-Rylee Reinertson, Gibbon, 2012
81-Preston Peters, Bancroft-Rosalie, 2014
80-Jon Dolliver, Stanton, 1995
80-DeAndrae Melvin, Lincoln Northeast, 2004
80-Michael Bernt, Riverside, 2020
79-Matt Miles, Grand Island, 1995
79-Josh McCloud, Newman Grove, 2000
78-Matt Rudloff, Newman Grove, 1997
78-Nate Lindgren, Spencer-Naper, 1997
78-Joey Blecha, Table Rock, 1988
78-Aaron Pryor, Wilber-Clatonia, 2002
78-Jeremy Cruise, St. Edward, 2006
78-Josh Jones, Omaha Central, 2008
78-JJ Zumbrennen, Elkhorn South, 2014
78-Tanner Fuelberth, Ainsworth, 2014
78-Chase Konert, Alma, 2015
78-Mason Hale, West Holt, 2017
78-Michael Bernt, Riverside, 2019
78-Shea Sweetland, Wayne, 2020
77-Eric Ehmen, Heartland, 2007
77-Shane Ideus, Freeman, 1999
77-Jason Dolliver, Stanton, 1997
77-Jesse Carr, Ainsworth, 2007
77-Drew Gilin, Millard South, 2017
77-Cade Connell, South Loup, 2017
77-JeVon Lewis, Conestoga, 2018

THREE-POINT GOALS, ONE GAME

14-Damyn Rother, Central Valley, 2018
13-Evan Haisch, Laurel-Concord-Coleridge, 2020
13-Jeff Wolfgram, Madison, 1989
13-Tredyn Prosocki, Riverside, 2017
13-Cole Siems, Tri County, 2018
13-Michael Bernt, Riverside, 2018
12-Eric Sorensen, Weeping Water, 2006
12-Shane Ideus, Filley, 1998
12-Ronnie Miller, Macy, 1997
12-Danny Thies, Tecumseh, 1997
12-Jed Benish, Leyton, 1993
11-Derek Groskurth, Lincoln Lutheran, 2006
11-C.J. Cowgill, Grand Island Central Catholic, 1996
11-Jacob Harris, Sioux County, 1994
11-Chad Seim, Hartington, 1989
11-Kent Bushnell, Bellevue Christian, 1990
10-Jeremy Cruise, St. Edward, 2006
10-Jeff Boies, Arlingrton, 1995
10-Mike Safford, Waterloo, 1994
10-Alvin Mitchell, Omaha Burke, 1994
10-Ryan Novotny, Clarkson, 1992
10-Dan Niemeyer, Tri County, 1992
10-Jon Petersen, Alliance, 1988
10-Eric Hauserman, Minden, 1988
10-Dan Niemeyer, Tri County, 1992
10-Mike Loewe, Palmer, 1993
10-Shane Ideus, Filley, 1997
10-Curtis Refior, Overton, 2002
10-Tony Braithwait, Arapahoe, 2005
10-Michael Cacym, Arapahoe, 2005
10-Wes Eikmeier, Archbishop Bergan, 2008
10-Josh Jones, Omaha Central, 2008
10-Connor Larson, McCook, 2009
10-Chase Schwarz, Arnold, 2008
10-Darin Gourka, Humphrey, 1993
10-Gabe Ware, Hitchcock County, 2012
10-Hunter Martin, Ainsworth, 2015
10-Kenny Appleton, Bancroft-Rosalie, 2015
10-Matthew Wood, Hemingford, 2015
10-Dru Kuxhausen, Scottsbluff, 2015

10-Nate Bahe, Wood River, 2016
10-Mitch Faris, Johnson County Central, 2016
10-Lane Huebert, Heartland, 2016
10-Cole Siems, Tri County, 2018
10-Cole Siems, Tri County, 2019

TEAM RECORDS

THREE-POINT GOALS, ONE GAME

22-Ainsworth, 2015
20-Lutheran High Northeast, 2002
20-Adams Central, 2011
19-Ainsworth, 2007
19-Filley, 1998
19-Lincoln Northeast, 1990
19-Wynot, 1988
19-Chappell, 1991
19-Gering, 2017
19-Cozad, 2018
19-Conestoga, 2020
18-Heartland, 2006
18-Hemingford, 1997
18-Madison, 1989
18-Bellevue West, 2006
18-Cambridge, 2009
18-Wahoo, 2017
18-Adams Central, 2017
18-Conestoga, 2020
17-Wahoo, 1994
17-Conestoga, 1992
17-Wahoo, 1991
17-Table Rock, 1988
17-Leyton, 1993
17-Southern Valley, 2000
17-Lincoln Southeast, 2008
17, Scottsbluff, 2013
17-Lourdes Central Catholic, 2017
16-St. Paul, 2020
16-Hemingford, 1998
16-Greeley, 1995
16-Nebraska Christian, 1996
16-Cedar Bluffs, 2001
16-Medicine Valley, 2002
16-Omaha Central, 2006
16-Columbus Scotus, 2014
16-McCook, 2011
16-Yutan, 2019
16-Tri County, 2019
16-Ravenna, 2020

THREE-POINT GOALS SEASON

289-Ainsworth, 2014
289-Ainsworth, 2015
276-Bellevue West, 2006
259-Ainsworth, 2013
256-Riverside, 2017
246-Humphrey/Lindsay Holy Family, 2020
245-Adams Central, 2020
230-Conestoga, 2020
226-Ravenna, 2006
225-Ainsworth, 2016
221-Scottsbluff, 2013
219-Adams Central, 2016
218-Scottsbluff, 2014
218-Scottsbluff, 2016
218-Hemingford, 2019
214-Ainsworth, 2008
212-Wahoo, 1993
211-Ravenna, 2005
209-Scottsbluff, 2017
208-Hemingford, 1998
204-Wayne, 2011

203-Wahoo, 1994
203-Ravenna, 2010
203-Adams Central, 2014
203-Adams Central, 2019
203-Adams Central, 2017
202-Spencer-Naper, 2006
202-Adams Central, 2015
201-Laurel-Concord-Coleridge, 2019
201-Bennington, 2019
200-Grand Island Central Catholic, 2000
200-Archbishop Bergan, 2008
198-Bellevue Christian, 1990
198-Bridgeport, 2020
198-Ravenna, 2009
197-Omaha Roncalli Catholic, 1996
197-Riverside, 2019
197-Conestoga, 2019
196-Grand Island Central Catholic, 1997
195-Wahoo, 1991
195-Wahoo Bishop Neumann, 2014
194-Wahoo Bishop Neumann, 2015
194-Yutan, 2019
193-Bennington, 2018
192-Wayne, 2014
191-Ainsworth, 2006
190-Wahoo Bishop Neumann, 2016
189-Grand Island Central Catholic, 1996
189-Syracuse, 2016
189-Syracuse, 2017
188-Guardian Angels Central Catholic, 2003
188-Chadron, 2009
188-Riverside, 2018
187-Ravenna, 2012
187-Elkhorn South, 2014
185-Madison, 2016
185-BRLD, 2020
185-Centennial, 2019
185-Riverside, 2020
183-Stanton, 1996
183-Lincoln Southeast, 2008
182-Heartland Lutheran, 2011
182-Loomis, 2020
179-Omaha Roncalli Catholic, 1999
178-Wahoo, 1995
178-Omaha Roncalli Catholic, 1994
178-Weeping Water, 2007
178, Columbus Scotus, 2015
178-Clarkson/Leigh, 2016
177-Alliance, 1989
176-Columbus Scotus, 2014
176-Bridgeport, 2018
175-Stanton, 1997
175-Filley, 1998
175-Aurora, 2018

THREE-POINT GOALS, ONE GAME, BOTH TEAMS

29-Weeping Water 15, Tecumseh 14, 2006
27-Fremont 14, Grand Island 13, 1999
27-Nebraska City 15, Syracuse 12, 2002
26-Scottsbluff 14, Rapid City Central 12, 2014
26-Platteview 14, Syracuse 12, 2016
26-Bennington 15, South Sioux City 11, 2018
25-Lincoln Lutheran 13, Fort Calhoun 12, 2006
25-Hastings 16, Lincoln Northeast 9, 1998
25-Hemingford 13, Lingle-Ft. Laramie, WY 12, 1998
25-Omaha Central 15, Papillion-La Vista 10, 2006
25-Wisner-Pilger 13, Logan View 12, 2011
25-Adams Central 20, Doniphan-Trumbull 5, 2011
25-Creighton Preparatory 13, Kearney 12, 2014
25-Centura 13, Riverside 12, 2015

NSAA Boys Basketball All-Time Records

25-Grand Island Central Catholic 14,
Bishop Neumann 11, 2015
25-O'Neill 15, Norfolk Catholic, 10, 2020
25-Adams Central 13, Grand Island Northwest 12,
2020
24-Humphrey/LHF 15, Omaha Concordia 9, 2019
24-Wynot 19, Coleridge 5, 1988
24-Bellevue Christian, Winnebago, 1990
24-Lincoln Northeast 19, Kansas City SW 5, 1991
24-Ainsworth 13, O'Neill 11, 1996
24-Syracuse 15, Conestoga 9, 2001
24-Louisville 14, Tecumseh 10, 2006
24-Columbus Scotus, 16, Boys Town 8, 2014
24-Ainsworth 22, Anselmo-Merna 2, 2015
24-Ainsworth 14, Southern Valley 10, 2016
24-Syracuse 13, Wahoo 11, 2017
24-Gering 19, Alliance 5, 2017
24-Conestoga 19, Boystown 5, 2020

MOST POINTS SCORED BY TWO NEBRASKA TEAMS

226-Wakefield 119, Hartington 107 3OT, 1994
223-Filley 117, Barneston 106, 1967
222-Omaha Burke 112, Bellevue West 110, 1993
221-Mead 145, Malcolm 76, 1971
220-Schuyler 118, York 102, 1969
216-Lincoln East 112, Omaha North 104 3OT, 1988
214-Mead 122, Prague 92, 1970
213-Bertrand 107, Cambridge 106 4OT, 1999
212-Maxwell 108, Brady 104, 1991
210-Osmond 125, Verdigre 85, 1990
209-Pawnee City 120, Wymore 89, 1966
208-Pawnee City 107, Falls City 101, 1968
206-Clearwater 114, Chambers 92, 1966
205-Rising City 135, Duncan 70, 1967
205-Monroe 108, Omaha Dominican 97, 1974
203-Venango 106, Haigler 97, 1971
203-Raymond Central 116, Valley 87, 1990
203-Haigler 102, Beaver Valley 101, 1977
202-Omaha Benson 102, Omaha Westside 100
3OT, 1997
202-West Holt 105, Ainsworth 97 (2 OT), 2005
201-Adams 114, Odell 87, 1971
200-Mead 138, Fort Calhoun 62, 1971

MOST POINTS SCORED BY ONE TEAM

150-DeWitt, 1964
146-Brainard, 1922
145-Mead, 1971
138-Mead, 1971
136-Southeast Consolidated, 1971
136-Herman, 1958
136-Falls City Sacred Heart, 1991
135-Rising City, 1967
135-Exeter, 1988
134-Royal, 1957
132-Mitchell Sunflower, 1968
131-Wilcox, 1948
130-Wahoo, 1990
130-Shubert, 1964
129-Wilcox, 1939
129-Byron, 1972
128-Spencer, 1966
128-Henderson, 1984
127-Verdon, 1959
127-Wahoo, 1994
126-Omaha Holy Name, 1956
125-Osmond, 1990
124-Odell, 1964
124-Wausa, 1969
124-Avoca, 1965
124-Bennington, 1962
123-Wahoo, 1993

123-Schuyler, 1968
123-Mitchell Sunflower, 1968

TEAM SCORING, SEASON AVERAGE

94.4-Alliance, 1989
91.4-Wahoo, 1994
90.4-Wahoo, 1993
90.2-Mitchell Sunflower, 1968
90.1-Wausa, 1969
89.0-Wahoo, 1991
88.3-Wahoo, 1990
88.3-Mead, 1971
87.5-Elmwood, 1967
86.9-Henderson, 1984
85.3-Spencer, 1966
85.2-Bellevue Christian, 1990
84.8-Herman, 1964
84.6-Anselmo-Merna, 2002
84.5-Atkinson West Holt, 1988
84.4-Odell, 1964
84.4-Lyons, 1979
83.4-Pawnee City, 1968
83.4-Alliance, 1988
83.3-Laurel, 1969

CONSECUTIVE WINS

114-Wahoo, 1988-92
78-Filley, 1978-81
58-Spencer-Naper, 2002-04
56-Grant, 1980-83
54-Thayer, 1940-42
55-BRLD, 2018-2020
51-Hampton, 1972-74
51-Atkinson St. Joseph, 1946-48
50-Holstein, 1954-56
50-Winnebago, 2014-2016
49-Wahoo Bishop Neumann, 2002-04
49-Howells-Dodge, 2012-14
48-Arlington, 1984-86
47-Norris, 1978-80
47-Wahoo, 1993-95
45-West Holt, 1987-89
44-Wakefield, 1947-49
43-Western, 1954-56
43-Chadron Prep, 1949-51
42-Chadron Prep, 1951-53
42-Ravenna, 2004-06
41-Grand Island, 1947-49
41-Omaha Central, 2011-12

MOST OVERTIME PERIODS IN ONE GAME

7-Winnebago vs. Allen, 1974
6-Omaha Bryan vs. Omaha Technical, 1984
6-Superior vs. Grand Island Central Catholic, 1985
6-Superior vs. Southern Valley, 2003
6-Wayne vs. Columbus Lakeview, 1986
5-Neligh vs. Tilden, 1962
5-Mullen vs. Hyannis, 1968
5-Fremont vs. Norfolk, 1978
5-Randolph vs. Bloomfield, 1982
5-Beatrice vs. Fairbury, 1991
5-Fairmont vs. Polk-Hordville, 1995
5-Millard North vs. Omaha Northwest, 2004

MOST OVERTIME GAMES, ONE SEASON

6-Morrill, 1994
6-Archbishop Bergan, 1996
6-Omaha Benson, 1998
6-Papillion-La Vista South, 2009
6-Concordia, 2010
6-Columbus Scotus, 2014
6-Lincoln Southeast, 2015
6-Broken Bow, 2018

MOST OVERTIME GAMES WON, ONE SEASON

6-Omaha Benson, 1998
6-Broken Bow, 2018

MOST CONSECUTIVE LOSSES

86-Guide Rock, 1988-95
77-Winside, 2012-2016
69-Wynot, 1969-73
63-McCool Junction, 1962-1965
58-Omaha Bryan, 1972-75
58-Wynot, 1973-77
57-Niobrara, 2004-07
51-Elkhorn Valley, 2004-07
49-Taylor, 1983-86
49-Maywood, 1983-87
48-Lynch, 1989-92
46-Oconto, 1975-77
46-Red Cloud, 2003-06
44-Duncan, 1965-67
43-McCook, 1983-86
42-Lyons-Decatur NE, 1989-93

NSAA Boys Basketball Tournament Records

TEAM RECORDS

POINTS, ONE GAME

State Record-100, Sutton, 1990;
Lincoln Christian 1999
Class A-97, Bellevue West, 1999
Class B-99, Beatrice, 2003
Class C1-100, Sutton, 1990;
Lincoln Christian, 1999
Class C2-92, Stanton, 1996
Class D1-97, Bancroft-Rosalie, 1998
Class D2-98, Loomis, 2005

POINTS, TOURNAMENT

State Record-265, Falls City Sacred Heart, 1990
Class A-249, Omaha Technical, 1963
Class B-240, Cozad, 1970
Class C1-235, Sutton, 1989
Class C2-234, Lincoln Christian, 1995;
Stanton, 1996
Class D1-245, Maxwell, 1991
Class D2-265, Falls City Sacred Heart, 1990

POINTS, BOTH TEAMS

State Record-186, Bellevue West 97,
Lincoln Northeast 89 2OT, 1999
Class A-186, Bellevue West 97,
Lincoln Northeast 89 2OT, 1999
Class B-162, Aurora 91, Laurel 71, 1971
Class C1-181, Sutton 100, Norfolk Catholic 81, 1990
Class C2-171, Doniphan 91, Homer 80, 1997
Class D1-164, Bancroft-Rosalie 97,
Culbertson 67, 1998
Class D2-168, Brady 86, Prague 82, 1992

POINTS, LOSING TEAM

State Record-89, Lincoln Northeast, 1999
Class A-89, Lincoln Northeast, 1999
Class B-80, Aurora, 1971
Class C1-82, Ashland-Greenwood, 1995
Class C2-80, Homer, 1997
Class D1-77, Culbertson, 1997
Class D2-82, Prague, 1992

INDIVIDUAL RECORDS

POINTS, ONE GAME

State Record-52, Kim Veerhusen, Adams, 1972
Class A-50, Andre Woolridge, Omaha Benson, 1992
Class B-51, Jeremy Kildare, Schuyler, 1992
Class C1-41, C.J. Cowgill, Grand Island Central
Catholic, 1996
Class C2-39, Ryan Young, Grant, 1985
Class D1-43, Wes Eikmeier, Archbishop Bergan, 2008
Class D2-40, Anthony Harms, Filley, 1998

FIELD GOALS, ONE GAME

State Record-22, Kim Veerhusen, Adams, 1972
Class A-18, Allen Graves, Lincoln High, 1955 (AA)
17, Andre Woolridge, Omaha Benson, 1992 (A)
Class B-20, Charles Jura, Schuyler, 1968;
Jeremy Kildare, Schuyler, 1992
Class C1-17, Steve Shalla, Grant, 1992
Class C2-17, Ryan Young, Grant, 1985
Class D1-16, Ken Sanders, Humphrey St. Francis, 1990;
Chad Ideus, Adams, 1992;
Wes Eikmeier, Archbishop Bergan, 2008
Class D2-14, Jason Lauby, Lexington St. Ann, 1985;
Sean Armstrong, Big Springs, 1986;
Mark Bloom, Spalding Academy, 1988;
Casey Bender, Lindsay Holy Family, 2004;
Austin Kaczor, Ewing, 2009

FREE THROWS, ONE GAME

State Record-23, Kent Reckewey, Lincoln East, 1971
Class A-23, Kent Reckewey, Lincoln East, 1971
Class B-18, Ty Danielson, York, 2013
Class C1-16, Grant Lahm, Columbus Scotus, 2014
Class C2-17, Matt Davison, Tecumseh, 1996 & 1997
Class D1-17, Randy Gilson, Maxwell, 1991
Class D2-17, Matt Cumro, Table Rock-Steinauer, 1995

POINTS, TOURNAMENT

State Record-121, Kim Veerhusen, Adams, 1972
Class A-118, Kent Reckewey, Lincoln East, 1971
Class B-109, Charles Jura, Schuyler, 1968
Class C1-88, Turner Fahey, Grand Island Central
Catholic, 2011
Class C2-94, Tony Davis, Bertrand, 1992
Class D1-107, Wes Eikmeier, Archbishop Bergan, 2008
Class D2-98, Anthony Harms, Filley, 1998

THREE-POINT GOALS, TOURNAMENT

State Record-18, Trevor Leach, Hastings St. Cecilia,
2018
Class A-13, Jalen Bradley, Norfolk, 2010
Class B-16, Trey Bardsley, Beatrice, 2012
Class C1-16, Chad Geiger, Milford, 1998
Class C2-18, Trevor Leach, Hastings St. Cecilia, 2018
Class D1-15, Daniel Wegener, Humphrey St. Francis,
2006
Class D2-14, Tucker Pinyan, Parkview Christian,
2016

THREE-POINT GOALS, ONE GAME

State Record-11, C.J. Cowgill, Grand Island Central
Catholic, 1996
Class A-10, Alvin Mitchell, Omaha Burke, 1994
Class B-7, Jeremy Kildare, Schuyler, 1992
Class C1-11, C.J. Cowgill, Grand Island Central
Catholic, 1996
Class C2-8, Trevor Leach, Hastings St. Cecilia, 2018
Class D1-8, Daniel Wegener, Humphrey St. Francis,
2006
Class D2-7, Tucker Pinyan, Parkview Christian, 2016

ALL-TIME CAREER STATE TOURNAMENT SCORING LEADERS

Points Player, School, Year
260-Dann Glock, Wahoo, 1988-91
253-Steve Simon, Falls City Sacred Heart, 1988-91
223-Antione Young, Bellevue West, 2005-08
214-Bill Jackman, Grant, 1979-82
210-Jay Spearman, Sutton, 1987-90
209-Mike Gessell, South Sioux City, 2010-12
207-Crale Bauer, Hildreth, 1976-78
207-Connor Beranek, Ravenna, 2009-12
206-Tredyn Prosocki, Riverside, 2016-19
205-Kurt Lauer, Gibbon, 1963-64
201-Chuck Jura, Schuyler, 1968-68
200-Drake Beranek, Ravenna, 2004-06
198-Ryan Young, Grant, 1982-85
198-Justin Haynes, Sterling, 1993-96
189-Austin Kaczor, Ewing, 2007-10
188-Chad Ideus, Adams, 1992-94
187-Dalton Taylor, Columbus Scotus, 2014-17
186-Josh Jones, Omaha Central, 2005-08
183-Troy Terwilliger, Grant, 1988-91
182-Fred Hare, Omaha Technical, 1960-63
181-John Spearman, Sutton, 1987-90
179-Anthony Harms, Filley, 1996-98
176-Bob Siegel, Fairbury, 1970-73
176-David Wingett, Winnebago, 2015-17
172-Wally Anderzunas, Creighton Preparatory,
1962-64
170-Kim Veerhusen, Adams, 1971-72
165-Doug Wemhoff, Mt. Michael Benedictine,
1983-85
163-Lindley Thompson, Paxton, 1993-96
162-Randy Gilson, Maxwell, 1989-92
162-Tyson Gordon, Omaha Skutt Catholic, 2018-20
160-Ron White, Boys Town, 1964-66
157-Mike Hancock, Wahoo, 1992-94
156-Jim Gregory, Omaha Burke, 1975-77
156-Dann Martin, Maxwell, 1982-85
155-Jeff Hayes, Lyons, 1978-79
154-Kelly Hendricks, Lincoln Pius X, 1986-89
153-Alton Mason, Lincoln Northeast, 1994-96
152-Mike Hahn, Lincoln Northeast, 1996-98
152-Drew Ott, Giltner, 2009-12
150-Jalen Bradley, Norfolk, 2009-12
149-Ken Sander, Humphrey St. Francis, 1988-90
149-Dave Ochsner, Elgin, 1993-95
148-Akoy Agau, Omaha Central, 2010-13
147-Lucas Vogt, Bancroft-Rosalie/Lyons-Decatur,
2017-2020
146-Chris Wagner, Guardian Angels Central Catholic,
1997-2000
146-Wes Eikmeier, Archbishop Bergan, 2007-08
144-Lucas Vogt, BRLD, 2018-present
143-Jeff Allgood, Bellevue West, 2005-08
142-Don Hinzeman, Western, 1954-55
142-Trevor Cyboron, Ravenna, 2009-12
141-Gary Shoup, Hordville, 1981-82
141-Kevin Thiele, Clearwater, 1984-86
141-Ike Mahoney, Omaha Technical, 1918-21
140-Dusty Jura, Columbus Lakeview, 1999-2002
140-Noah Valasek, Riverside, 2015-17
139-Terry Egger, Sprague-Martell, 1966-67
139-Khryi Thomas, Omaha Benson, 2011-14
138-Glen Einspahr, Hildreth, 1948-49
138-John Kroeker, Henderson, 1982-85
138-Tyler Petersen, Louisville, 2004-07
137-Buck Sells, Falls City Sacred Heart, 1988-90
137-Mike Simons, Wahoo, 1993-96

NSAA Boys Basketball Past Champions

CLASS A

2020-Bellevue West (24-3) 64, Millard North (24-4) 62
2019-Omaha South (21-6) 58, Omaha Central (22-6) 56
2018-Creighton Preparatory (26-1) 56, Bellevue West (20-7) 46
2017-Norfolk 68 (23-4), Papillion-La Vista (24-5) 49
2016-Omaha South (28-1) 59, Fremont (25-3) 50
2015-Creighton Preparatory (27-2) 46, Omaha South (23-4) 41
2014-Bellevue West (21-6) 56, Omaha Westside (21-6) 50 OT
2013-Omaha Central (26-4) 69, Papillion-La Vista (24-4) 44
2012-Omaha Central (30-0) 55, Omaha South (20-10) 38
2011-Omaha Central (26-3) 52, Omaha Bryan (25-5) 48
2010-Omaha Central (23-4) 71, Norfolk (22-3) 58
2009-Creighton Preparatory (22-5) 34,
Lincoln Southwest (22-3) 31
2008-Omaha Central (25-3) 59, Bellevue East (18-10) 58
2007-Omaha Central (19-7) 93, Bellevue West (18-10) 85 OT
2006-Omaha Central (24-4) 84, Bellevue West (26-3) 79 OT
2005-Bellevue West (27-1) 67, Creighton Preparatory (17-7) 49
2004-Bellevue West (23-2) 70, Omaha Westside (21-5) 51
2003-Lincoln High (19-3) 43, Lincoln Southeast (21-3) 38
2002-Grand Island (23-1) 51, Lincoln Southeast (20-4) 29
2001-Lincoln East (16-8) 36, Columbus (17-6) 35
2000-Bellevue West (23-1) 70, Omaha Burke (20-4) 53
1999-Grand Island (16-9) 73, Bellevue West (21-4) 46
1998-Lincoln Northeast (22-1) 70, Omaha Benson (20-4) 64
1997-Lincoln Northeast (18-5) 66, Lincoln East (15-9) 48
1996-Lincoln Northeast (18-5) 67, Columbus (20-3) 55
1995-Lincoln Northeast (22-3) 79, Millard South (19-6) 53
1994-Creighton Preparatory (24-3) 57,
Lincoln Northeast (22-3) 44
1993-Papillion-La Vista (20-4) 58, Omaha Burke (17-6) 52 OT
1992-Omaha Benson (22-3) 95, Hastings (19-4) 76
1991-Millard South (22-3) 66, Bellevue West (15-10) 47
1990-Omaha South (22-2) 65, Lincoln Northeast (20-4) 53
1989-Millard South (25-0) 47, Columbus (20-2) 45
1988-Millard South (21-4) 60, Omaha Benson (15-8) 38
1987-Norfolk (20-3) 62, Lincoln Northeast (18-6) 61
1986-Omaha Burke (23-2) 47, Omaha Northwest (17-7) 45
1985-Omaha Northwest (23-2) 61, Lincoln East (21-3) 60
1984-Millard South (22-3) 58, Omaha Northwest (20-5) 46
1983-Millard South (20-4) 67, Omaha Westside (23-2) 54
1982-Lincoln Northeast (23-1) 61, Omaha Northwest (19-6) 54
1981-Creighton Preparatory (22-3) 54,
Omaha Benson (21-4) 53
1980-Omaha Westside (24-2) 63, Lincoln East (21-2) 55
1979-Omaha Northwest (15-8) 82,
Lincoln Southeast (16-8) 63
1978-Lincoln East (19-4) 66, Lincoln Southeast (15-6) 49
1977-Omaha Burke (17-8) 66, Lincoln High (13-11) 61
1976-Creighton Preparatory (23-2) 48,
Omaha North (19-6) 44
1975-Omaha Central (24-1) 47,
Creighton Preparatory (23-3) 38
1974-Omaha Central (22-3) 57, Lincoln East (18-3) 49
1973-Lincoln Northeast (19-2) 54, Omaha Westside (16-9) 50
1972-Columbus (19-4) 71, Lincoln East (16-5) 67
1971-Lincoln East (19-2) 74, Papillion (20-3) 72
1970-Lincoln Northeast (18-3) 64, Omaha Tech (18-5) 54
1969-Creighton Preparatory (21-4) 74,
Omaha Central (13-10) 48
1968-Lincoln Northeast (15-6) 54, Omaha Central (20-1) 50
1967-Lincoln Northeast (18-3) 64, Omaha Central (22-2) 57
1966-Boys Town 53, Lincoln Northeast (17-3) 44
1965-Boys Town (22-2) 45, McCook (19-2) 41
1964-Creighton Preparatory (22-3) 64, Bellevue (18-3) 53
1963-Omaha Tech (22-2) 91, Creighton Preparatory (21-3) 73
1962-Lincoln Northeast (19-2) 68, Omaha Tech (17-4) 64
1961-Fremont (19-3) 60, Creighton Preparatory (10-11) 38
1960-Omaha South (21-0) 53, Lincoln Southeast (16-5) 47
1959-(AA) Lincoln High (19-0) 61, Omaha South (17-3) 51
1959-(A) Beatrice (18-3) 52, Holdrege (16-4) 46
1958-(AA) Lincoln High (14-4) 45, Omaha Central (15-4) 38
1958-(A) Omaha Holy Name (18-2) 59, Ogallala (18-2) 48
1957-(AA) Boys Town (15-5) 53, Grand Island (11-7) 43
1957-(A) Omaha Holy Name (18-3) 51, Lexington (14-7) 46

1956-(AA) Boys Town (14-5) 56, Lincoln Northeast (14-5) 43
1956-(A) Falls City (17-4) 40, Gering (18-3) 37
1955-(AA) Scottsbluff (15-6) 63,
Creighton Preparatory (14-6) 61
1955-(A) Omaha Holy Name (23-0) 62, Ogallala (15-2) 43
1954-Hastings (18-3) 58, Omaha Benson (18-3) 42
1953-Boys Town (17-4) 60, North Platte (15-7) 39
1952-Scottsbluff (17-6) 50, Fremont (15-6) 39
1951-Fremont (15-6) 39, Omaha Benson (16-6) 34
1950-Lincoln Northeast (19-1) 36, Scottsbluff (17-5) 31
1949-Lincoln Northeast (19-3) 35, Hastings (22-4) 32
1948-Grand Island (22-1) 50, Lincoln Northeast (18-4) 24
1947-Grand Island (23-0) 40, Lincoln High (19-5) 36
1946-Lincoln High (26-0) 36, Omaha Benson (18-4) 30
1945-Creighton Preparatory (20-2) 33, Scottsbluff (21-2) 23
1944-Omaha South (18-3) 13, Columbus (12-5) 10
1943-Lincoln High (21-1) 29, Omaha Benson (18-2) 24
1942-Lincoln High (19-3) 35, Lincoln Northeast (17-7) 27
1941-Scottsbluff (26-0) 40, Fremont (13-9) 23
1940-Creighton Preparatory (20-3) 31, Lincoln High (13-10) 16
1939-Falls City (20-1) 23, Jackson (18-5) 20
1938-Lincoln High (16-7) 24, Ainsworth (26-1) 18
1937-Omaha South (21-3) 26, Jackson (21-2) 22
1936-Creighton Preparatory 24, Jackson (23-1) 22
1935-Creighton Preparatory 22, Fremont (17-3) 19
1934-Lincoln High (21-1) 21, Crete (18-4) 12
1933-Columbus (22-1) 14, Hastings (17-6) 12
1932-Crete (23-1) 23, Hastings (16-7) 11
1931-Nebraska Deaf (29-0) 17, Crete (17-3) 11
1930-Lincoln High (22-3) 27, Kearney (19-1) 16
1929-St. Paul (22-0) 25, Hastings 22
1928-St. Paul (20-1) 18, Grand Island 11
1927-Lincoln High (26-3) 23, Crete (18-3) 18
1926-Omaha Tech (14-0) 17, Lincoln High (18-6) 14
1925-Omaha Tech (18-2) 13, Lincoln High (11-7) 12
1924-Creighton Preparatory 20, Omaha Central 9
1923-Omaha Tech (11-6) 25, Hastings 11
1922-Sutton (14-8) 13, Crete (17-3) 11
1921-Omaha Commerce (16-1) 11, University Place 9
1920-Lincoln High (16-0) 25, Omaha Commerce 13
1919-Shelton (10-0) 20, Omaha Commerce 15
1918-Lincoln High (16-1) 19, Omaha Central (10-5) 13
1917-Lincoln High (19-2) 17, Omaha Central (17-5) 12
1916-Beatrice (10-6) 15, Crete 11
1915-Lincoln High (21-1) 17, Omaha Central (9-5) 10
1914-Lincoln High (14-7) 21, Omaha Central (8-6) 18
1913-Geneva (22-3) 41, University Place 26
1912-Omaha Central (17-7) 21, South Omaha 9
1911-Beatrice (9-3) 19, South Omaha (10-3) 17

CLASS B

2020-Omaha Skutt Catholic (26-0) 59,
Omaha Roncalli Catholic (23-5) 31
2019-Lincoln Pius X (27-2) 71,
Omaha Roncalli Catholic (25-3) 59 (20T)
2018-York (27-1) 61, Omaha Skutt Catholic (25-4) 56 (20T)
2017-Gretna (27-2) 55, Scottsbluff (26-3) 53
2016-Gretna (27-1) 52, Scottsbluff (24-4) 33
2015-Elkhorn South (21-5) 60, Sidney (22-5) 51
2014-Omaha Skutt Catholic (22-6) 59, Beatrice (22-3) 45
2013-South Sioux City (16-12) 55, Scottsbluff (23-6) 53
2012-Scottsbluff (25-3) 64, South Sioux City (19-7) 61
2011-South Sioux City (24-2) 69, Gretna (25-3) 56
2010-South Sioux City (19-5) 60,
Omaha Skutt Catholic (21-7) 56 OT
2009-Ralston (23-4) 61, Beatrice (20-3) 49
2008-Beatrice (21-3) 39, Elkhorn (19-7) 36
2007-Omaha Skutt Catholic (21-3) 59, Beatrice (21-3) 52
2006-Omaha Skutt Catholic (19-5) 66, Holdrege (17-6) 62 OT
2005-Beatrice (24-0) 54, Mt. Michael Benedictine (23-2) 49
2004-Lincoln Pius X (15-8) 64, Ralston (23-3) 38
2003-Norris (22-3) 49, Ralston (13-13) 42
2002-Norris (21-3) 57, Lincoln Pius X (17-5) 54
2001-Alliance (24-1) 53, Beatrice (21-3) 50
2000-Lincoln Pius X (20-3) 77, McCook (20-6) 52

1999-Chadron (21-3) 48, Schuyler (18-8) 47
1998-Beatrice (22-3) 60, Lincoln Pius X (17-6) 46
1997-Chadron (20-4) 58, Gering (20-3) 47
1996-Omaha Roncalli Catholic (18-9) 79, Hastings (9-14) 66
1995-Norris (24-1) 60, Lexington (18-5) 59
1994-Wahoo (27-1) 62, Norris (26-1) 47
1993-Wahoo (25-0) 74, Hartington Cedar Catholic (21-3) 42
1992-Lincoln Pius X (20-5) 59, Ogallala (20-2) 50
1991-Wahoo (26-0) 62, York (20-4) 50
1990-Wahoo (26-0) 66, Grand Island Northwest (22-4) 58
1989-Wahoo (26-0) 68, Lincoln Pius X (23-1) 66
1988-Wahoo (23-1) 50, Lincoln Pius X (20-4) 48
1987-Aurora (22-3) 67, Lincoln Pius X (19-5) 56
1986-Holdrege (19-3) 59, Gering (18-3) 56
1985-Mt. Michael Benedictine (22-2) 53, Valentine (22-2) 46
1984-Hartington Cedar Catholic (21-2) 47,
Mt. Michael Benedictine (21-2) 42
1983-Mt. Michael Benedictine (22-1) 56, Fairbury (22-4) 45
1982-Gretna (20-2) 56, Lincoln Pius X (23-1) 47
1981-Sidney (21-3) 55, Holdrege (15-7) 50
1980-Hartington Cedar Catholic (25-0) 79, Aurora (22-3) 74
1979-Norris (26-0) 51, Aurora (22-2) 44
1978-Fairbury (20-3) 52, Madison (22-3) 45
1977-Omaha Ryan (20-3) 50, Seward (21-3) 33
1976-Aurora (18-6) 53, Holdrege (18-5) 52
1975-Crete (20-4) 76, Omaha Tech (20-6) 57
1974-Lincoln Pius X (20-5) 44, Lexington (21-3) 42
1973-Fairbury (25-2) 60, Sidney (23-2) 54
1972-Omaha Cathedral (22-3) 66, Crete (21-4) 65
1971-Fairbury (22-3) 65, Cozad (21-2) 64
1970-Cozad (22-0) 78, Laurel (25-2) 69
1969-Crete (22-2) 65, Cozad (16-5) 46
1968-Schuyler (21-1) 73, Seward (17-7) 54
1967-Holdrege (22-1) 66, Schuyler (20-3) 54
1966-Millard (23-2) 54, Omaha Holy Name 41
1965-Geneva (19-3) 59, Madison (21-3) 53
1964-Ralston (23-2) 58, Omaha Holy Name (22-2) 52
1963-Falls City (22-2) 56, Minden (17-4) 51
1962-Gothenburg (19-1) 64, Blair (17-5) 58
1961-Chadron (16-2) 56, Burwell (22-3) 53
1960-Syracuse (21-2) 55, Omaha Holy Name (19-3) 53
1959-Syracuse (23-1) 46, Minden (18-3) 38
1958-Minden (17-4) 55, Fullerton (22-2) 42
1957-Geneva (18-3) 50, Lincoln Univ. High (16-5) 50
1956-Wayne (20-1) 61, Hebron (17-5) 56
1955-Minden (18-3) 55, Chappell (20-3) 34
1954-Lincoln Univ. High (20-1) 49, Tecumseh (20-5) 43
1953-Cozad (19-3) 50, Fullerton (17-4) 40
1952-Minden (22-1) 49, Omaha Holy Name (22-1) 35
1951-David City (18-4) 60, Wayne (21-2) 55
1950-Omaha Holy Name (21-1) 49, Minden (22-1) 36
1949-Seward (21-1) 33, Omaha Holy Name (23-2) 29
1948-Seward (20-2) 52, Ord (17-5) 42
1947-Lexington (21-1) 36, Seward (17-6) 31
1946-Omaha Holy Name (26-0) 48, Lexington (25-1) 26
1945-Sidney (15-3) 23, Lexington (11-6) 21
1944-York (15-0) 25, Wayne (12-3) 18
1943-Humphrey St. Francis (30-1) 38, Culbertson (25-1) 24
1942-Wayne (18-5) 26, Sidney (12-9) 19
1941-Humphrey St. Francis (30-2) 32, Harvard (19-2) 28
1940-Winnebago (22-2) 23, Minatare (22-3) 22
1939-Beaver Crossing (22-2) 25, Oakdale (20-4) 22
1938-Bethany (21-3) 21, Genoa (15-4) 19
1937-Bethany (15-8) 26, Culbertson (20-4) 18
1936-Bethany (17-5) 31, Peru Preparatory 18
1935-Mead (23-0) 29, Stockham (22-1) 20
1934-Bellwood (21-0) 18, Stockham (22-1) 17
1933-Duncan (23-1) 22, Swanton (15-1) 11
1932-Mead (22-0) 26, Arlington (19-1) 22
1930-Barneston 27, College 11
1929-Valley 28, Wesleyan Preparatory 11
1928-Indianola 20, Gothenburg 14
1927-Ravenna 10, Norfolk 8
1926-Columbus 26, Indianola 20
1925-St. Paul (20-1) 16, Alma 15

NSAA Boys Basketball Past Champions

1924-Beatrice (14-8) 20, Genoa Indians 8
1923-Seward 34, Chappell 11
1922-Ravenna (19-1) 14, Genoa Indians 8
1921-Nebraska City 16, Central City (10-7) 15
1920-Superior (13-1) 19, Arlington 17
1919-Sutton 39, Arlington 12
1918-Shelton (17-1) 46, Oakdale 23
1917-Hardy 26, West Point 11
1916-Minden (15-2) 18, Arlington 9
1915-Hebron 18, Minden 7

CLASS C1

2020-Auburn (29-0) 58, Ogallala (23-5) 34
2019-Auburn (24-3) 30, North Bend Central (25-4) 29
2018-Wahoo (27-2) 70, Winnebago (22-7) 66 (OT)
2017-Bishop Neumann (26-3) 80, Wahoo (22-6) 57
2016-Bishop Neumann (26-2) 63, Adams Central (24-5) 54
2015-Winnebago (27-1) 66, Columbus Scotus (22-6) 51
2014-Bishop Neumann (22-6) 68, Wahoo (22-6) 47
2013-Wahoo (29-0) 45,
Boone Central/Newman Grove (23-7) 42
2012-Boys Town (27-1) 58, Wahoo (24-4) 55
2011-Norfolk Catholic (26-2) 56, Minden (23-2) 45
2010-Hastings St. Cecilia (25-1) 46, Chadron (23-2) 40
2009-Hastings St. Cecilia (24-1) 61, Chadron (25-1) 58
2008-Hastings St. Cecilia (23-2) 50, Bennington (25-1) 43
2007-Ainsworth (24-1) 63, Chadron (18-8) 59
2006-Boys Town (22-4) 68, Louisville (23-3) 62
2005-Syracuse (24-2) 55, Bishop Neumann (23-4) 46
2004-Kearney Catholic (26-1) 63, Lincoln Christian (13-13) 48
2003-Bishop Neumann (26-0) 68, Chase County (24-1) 52
2002-Bishop Neumann (25-1) 74,
Columbus Lakeview (23-2) 61
2001-Columbus Lakeview (23-2) 55,
Bishop Neumann (22-3) 53
2000-Grand Island Central Catholic (28-1) 53,
Pierce (17-9) 35
1999-Lincoln Christian (24-4) 52, Fairbury (17-7) 50
1998-Wahoo (23-3) 57, Milford (22-3) 45
1997-Aquinas Catholic Catholic (21-4) 53, St. Paul (22-4) 41
1996-Wahoo (23-3) 63, St. Paul (24-2) 52
1995-St. Paul (24-2) 55, Fairbury (18-7) 42
1994-Sandy Creek (25-2) 80, Hershey (23-3) 68
1993-Hershey (19-6) 73, Lincoln Christian (21-5) 68 OT
1992-Battle Creek (21-2) 64, Tecumseh (21-5) 62
1991-Bishop Neumann (21-4) 60,
Hartington Cedar Catholic (20-5) 54
1990-Bridgeport (25-0) 55, Wisner-Pilger (22-4) 51
1989-Sutton (22-4) 71, Sandy Creek (23-2) 62
1988-West Holt (24-0) 85, Tri County (20-7) 78
1987-Archbishop Bergan (21-4) 72, Sutton (12-6) 61
1986-Omaha Cathedral (20-6) 79, Sandy Creek (23-3) 70
1985-Arlington (25-0) 57, Bayard (25-1) 42
1984-Madison (24-2) 57, Bayard (23-3) 47

CLASS C2

2020-Bancroft-Rosalie/Lyons-Decatur Northeast (29-0) 61,
Grand Island Central Catholic (25-4) 47
2019-Bancroft-Rosalie/Lyons-Decatur Northeast (27-1) 53,
Yutan (23-6) 42
2018-Ponca (30-1) 50, Hastings St. Cecilia (24-4) 40
2017-Ponca (27-4) 52, Neligh-Oakdale (26-4) 45
2016-Hastings St. Cecilia (24-4) 57,
Elmwood-Murdock (24-5) 38
2015-Hastings St. Cecilia (27-1) 60, Freeman (27-3) 36
2014-Archbishop Bergan (24-3) 71, Ainsworth (25-3) 69 OT
2013-Southern Valley (24-3) 38, Sutton (27-2) 34 (OT)
2012-Ravenna (28-0) 61, Lutheran High Northeast (23-3) 51
2011-Lincoln Christian (20-8) 46,
Archbishop Bergan (22-6) 43
2010-Ravenna (25-3) 57, Archbishop Bergan (22-4) 51
2009-Ravenna (23-5) 57, Freeman (25-2) 51
2008-Elmwood-Murdock (23-3) 59,
Grand Island Central Catholic (17-8) 48
2007-Ponca (26-1) 56, Oakland-Craig (19-8) 48
2006-Aquinas Catholic (24-2) 60, Ravenna (25-2) 55

2005-Ravenna (27-0) 66, Wakefield (20-8) 28
2004-Cambridge (26-1) 58, Louisville (19-4) 50
2003-Sutton (25-0) 47, West Point Central Catholic (20-7) 42
2002-Randolph (21-5) 50, Sutton (23-3) 43
2001-Laurel-Concord (22-4) 43, Elmwood-Murdock (21-5) 26
2000-Humboldt/Table Rock-Steinauer (24-4) 51,
Ponca (27-1) 46
1999-West Point Central Catholic (19-7) 59,
Doniphan (18-6) 48
1998-West Point Central Catholic (20-6) 49, Grant (21-2) 44
1997-Tecumseh (28-0) 50, Bishop Neumann (22-4) 41
1996-Stanton (24-3) 67, Lincoln Christian (22-6) 66 OT
1995-Laurel-Concord (24-2) 74, Lincoln Christian (23-3) 59
1994-Sterling (23-4) 65, Osmond (20-4) 54
1993-Sterling (20-3) 66, Republican Valley (19-6) 50
1992-Bertrand (21-1) 69, Shelby (20-3) 56
1991-Lincoln Christian (20-5) 62, Grant (23-1) 61
1990-Grant (22-1) 66, Scribner-Snyder (23-2) 54
1989-Grant (22-1) 61, Deshler (20-4) 41
1988-Lincoln Christian (25-1) 70, Pleasanton (21-1) 65
1987-Humphrey (25-2) 47, Nemaha Valley (22-4) 37
1986-Henderson (18-4) 56, Newcastle (19-2) 51
1985-Grant (24-1) 67, Scribner (16-7) 62
1984-Henderson (25-0) 71, Grant (22-2) 58

CLASS D1

2020-Laurel-Concord-Coleridge (26-5) 76,
Southern Valley (21-6) 31
2019-Humphrey/Lindsay Holy Family (23-6) 61,
Archbishop Bergan (19-9) 46
2018-Lourdes Central Catholic (21-8) 32, Kenesaw (28-1) 25
2017-Lourdes Central Catholic (24-5) 47,
Guardian Angels Central Catholic (16-14) 44
2016-Lourdes Central Catholic (25-5) 61, Walthill (22-4) 50
2015-High Plains Community (26-2) 64,
Humphrey St. Francis (23-5) 61
2014-Randolph (23-4) 54, Overton (24-5) 42
2013-Howells-Dodge (29-0) 49, Paxton (27-1) 34
2012-St. Mary's (28-0) 56, Pawnee City (25-4) 54
2011-West Point Central Catholic (21-8) 73,
Howells (24-2) 63
2010-Freeman (26-2) 52, Overton (21-4) 38
2009-Mead (19-6) 55, Humphrey St. Francis (21-5) 52
2008-Archbishop Bergan (27-0) 56,
Humphrey St. Francis (23-3) 43
2007-Wauneta-Palisade (25-0) 71, Leigh (23-3) 60
2006-Humphrey St. Francis (23-3) 70, Axtell (26-1) 34
2005-Pleasanton (23-3) 70, Humphrey St. Francis (15-10) 48
2004-Falls City Sacred Heart (25-3) 44, Shelby (19-5) 35
2003-Spencer-Naper (27-0) 32, Howells (20-6) 31
2002-Spencer-Naper (28-0) 67, Scribner-Snyder (18-7) 54
2001-Falls City Sacred Heart (24-5) 59,
Spencer-Naper (27-1) 44
2000-Paxton (23-2) 42, Deshler (24-1) 39
1999-Falls City Sacred Heart (26-1) 72, Paxton (22-3) 56
1998-Johnson-Brock (23-4) 76, Bancroft-Rosalie (25-3) 49
1997-Johnson-Brock (21-5) 76, Pleasanton (24-2) 57
1996-Sterling (25-4) 71, Pleasanton (24-2) 53
1995-Paxton (26-1) 54, Sterling (23-6) 46
1994-Humphrey St. Francis (22-4) 68, Hampton (24-3) 67
1993-Adams (25-1) 80, Cedar Rapids (21-4) 48
1992-Humphrey St. Francis (25-1) 80, Wallace (23-2) 69
1991-Maxwell (21-4) 82, Pleasanton (23-1) 69
1990-Humphrey St. Francis (25-0) 86, Sandhills (22-2) 53
1989-Falls City Sacred Heart (26-0) 82, Maxwell (20-2) 53
1988-Falls City Sacred Heart (23-1) 65,
Humphrey St. Francis (22-3) 58
1987-Sterling (23-1) 57, Hampton (22-2) 56
1986-Exeter (21-4) 63, Beemer (21-5) 55
1985-McCool Junction (24-0) 77, Elmwood (20-5) 59
1984-Palmer (23-0) 63, Pleasanton (19-5) 61

CLASS D2

2020-Falls City Sacred Heart (29-1) 45,
Humphrey St. Francis (27-1) 33
2019-Johnson-Brock (24-4) 67, Osmond (27-1) 54

2018-Falls City Sacred Heart (25-3) 59, Riverside (25-3) 42
2017-Mullen (27-2) 29, Mead (19-7) 28
2016-Humphrey St. Francis (26-2) 33, Mead (25-3) 31
2015-Exeter-Milligan (21-7) 67,
Bancroft-Rosalie (27-2) 62 (2OT)
2014-Bancroft-Rosalie (26-4) 62, High Plains (27-2) 47
2013-Wynot (25-3) 57,
Spalding/Spalding Academy (25-3) 56 (2OT)
2012-Giltner (29-0) 52, Howells (26-2) 41 2OT
2011-Giltner (25-2) 57, Wauneta-Palisade (26-2) 54
2010-Ewing (26-1) 41, Hampton (23-2) 33
2009-Sterling (22-4) 49, Ewing (25-2) 48
2008-Falls City Sacred Heart (26-2) 66, Pleasanton (24-2) 54
2007-St. Edward (24-2) 48, Spencer-Naper (26-1) 42
2006-Ewing (25-2) 48, Spencer-Naper (25-2) 44
2005-Lindsay Holy Family (23-3) 56, Loomis (24-2) 53
2004-Loomis (25-1) 87, Lindsay Holy Family (16-9) 66
2003-Lynch (23-4) 63, Shickley (20-4) 38
2002-Cody-Kilgore (21-4) 48, Greeley (22-3) 45 OT
2001-Greeley (25-1) 62, Ewing (24-3) 56
2000-Chester-Hubbell-Byron (22-4) 50,
Lindsay Holy Family (18-6) 48
1999-Loomis (24-1) 70, Wausa (14-11) 55
1998-Filley (23-2) 71, Loomis (24-2) 68
1997-Shickley (25-0) 61, Dodge (18-8) 52
1996-Filley (26-1) 59, Shickley (23-2) 51
1995-Elgin (23-2) 51, Table Rock-Steinauer (18-8) 39
1994-Odell (18-4) 66, Elgin (20-7) 47
1993-Elgin (21-5) 63, Hyannis (21-2) 62
1992-Hildreth (21-1) 50, Brady (16-7) 49
1991-Falls City Sacred Heart (23-2) 76, Hildreth (18-5) 54
1990-Falls City Sacred Heart (23-2) 85, Hampton (23-3) 65
1989-Hampton (24-1) 49, Hildreth (13-9) 43
1988-Hampton (20-4) 69, Spalding Academy (16-5) 55
1987-Clearwater (25-1) 50, Amherst (13-8) 40
1986-Clearwater (23-1) 49, Lexington St. Ann (21-2) 45
1985-Clearwater (20-5) 59, Hildreth (20-3) 53
1984-Clearwater (23-0) 71, Lexington St. Ann (15-7) 31

CLASS C

1983-Howells (23-2) 46, Omaha Cathedral (20-5) 40
1982-Grant (26-0) 71, Ewing (24-2) 59
1981-Grant (26-0) 56, Valley (15-8) 40
1980-Archbishop Bergan (24-3) 57, Hartington (21-4) 48
1979-Lyons (26-0) 75, Yutan (19-5) 41
1978-Howells (26-1) 56, Lyons (23-3) 52
1977-Howells (25-2) 42, Grant (20-6) 34
1976-Geneva (19-9) 75, Walthill (24-2) 72
1975-Louisville (25-2) 48, Grant (25-1) 47
1974-Howells (26-1) 52, Arapahoe (18-7) 47
1973-Howells (26-1) 61, Bertrand (21-4) 37
1972-David City (21-2) 60, Norfolk Catholic (24-2) 52
1971-Pawnee City (25-1) 49, Elkhorn (23-5) 43
1970-Pawnee City (26-0) 49, Henderson (20-5) 48
1969-Hastings St. Cecilia (26-1) 66, Elkhorn (22-5) 65
1968-Grant (25-2) 67, Elkhorn St. John (20-4) 60
1967-Bassett (26-0) 59, Bertrand (23-1) 49
1966-Grant (24-2) 53, Bertrand (25-1) 51
1965-Lincoln Univ. High (21-4) 54, Hebron (20-2) 38
1964-Stanton (22-2) 77, Gibbon (20-5) 63
1963-Utica (22-1) 59, Gibbon (21-3) 57
1962-Spencer (26-1) 63, Utica (23-3) 45
1961-Weeping Water (25-2) 61, Fullerton (20-3) 53
1960-Seward Concordia (17-4) 55, Niobrara (22-3) 36
1959-Louisville (23-1) 59, Hastings St. Cecilia (21-3) 51
1958-Hastings St. Cecilia (23-2) 62, Pawnee City (19-7) 39
1957-Alma (25-1) 56, Waverly (21-3) 46
1956-Geneva (14-7) 53, Clarkson (27-1) 51
1955-Chadron Preparatory (24-0) 54, Clarkson (26-2) 50
1954-Syracuse (27-0) 47, Franklin (29-1) 28
1953-Chappell (23-2) 61, Clarkson (26-1) 48
1952-Chadron Preparatory (26-0) 35, Gibbon (22-4) 24
1951-Hildreth (23-2) 59, Chappell (22-4) 43
1950-Chadron Preparatory (27-0) 47, Waverly (23-4) 37
1949-Waverly (26-1) 42, Chappell (20-5) 23

NSAA Boys Basketball Past Champions

1948-Wakefield (24-1) 35, Waverly (27-1) 31
1947-Atkinson St. Joseph (27-1) 43, Plymouth (26-1) 36
1946-Atkinson St. Joseph (27-0) 39,
Humphrey St. Francis (24-4) 33
1945-College View 34, Oakland (24-4) 26
1944-Wakefield (18-1) 23, Culbertson (21-2) 22
1942-Culbertson (23-1) 27, College View 22
1941-Thayer (25-0) 36, Weston (23-4) 26
1940-Thayer (25-1) 34, Duncan (23-3) 17
1939-Ohioa (23-4) 20, Surprise (26-3) 13
1938-Bratton Union (22-2) 19, Octavia (19-5) 18
1937-Liberty (20-5) 18, Octavia (25-1) 16
1936-Thayer (25-3) 23, Creston (19-6) 18
1929-Rockville (18-2) 19, Imperial 12
1928-Tilden 13, Peru Preparatory 8
1927-Genoa Indians 19, Potter (18-2) 8
1926-Wahoo 9, St. Paul 8
1925-Indianola 22, Ashland 13
1924-Dunbar 11, Wahoo 7
1923-Valentine 18, Harvard 8
1922-Ansley 15, DeWitt 6
1921-Ravenna (19-2) 18, Friend 6
1920-Havelock 22, Plattsmouth 14
1919-Hardy 20, Seward 5
1918-Hardy 14, Exeter 2
1917-Diller 33, Alexandria 13
1916-Humboldt 22, Dunbar 20

CLASS D

1983-Lawrence (23-1) 50, Coleridge (22-3) 48
1982-Hordville (25-1) 70, Maxwell (25-2) 61
1981-Hordville (24-2) 41, Filley (24-1) 40
1980-Filley (27-0) 48, Humphrey (27-1) 27
1979-Filley (27-0) 54, Axtell (22-1) 31
1978-Hildreth (23-0) 70, Polk (23-2) 63
1977-Adams (27-2) 70, Cambridge (21-4) 52
1976-Nelson (23-1) 54, Hildreth (16-7) 48
1975-Shickley (26-3) 71, Sterling (17-7) 42
1974-Palmer (22-1) 68, Falls City Sacred Heart (19-5) 57
1973-Hampton (26-0) 42, Yutan (23-2) 40
1972-Adams (21-4) 71, Palmer (25-3) 43
1971-Benedict (25-0) 53, Hildreth (23-4) 45
1970-Shickley (24-0) 61, Overton (20-4) 44
1969-Sterling (26-2) 59, Clarks (21-3) 42
1968-Adams (20-7) 55, Sutherland (19-7) 53
1967-Sprague-Martell (22-4) 67, Potter (21-4) 41
1966-Marquette (25-3) 60, Elgin St. Boniface 48
1965-Beaver Crossing (18-6) 48, Odell (24-4) 46
1964-Beaver Crossing (26-1) 51, Herman (21-1) 50
1963-DeWitt (22-0) 49, Herman (25-1) 47
1962-Polk (24-0) 41, DeWitt (25-1) 34
1961-Polk (27-1) 61, Indianola (27-1) 42
1960-Garland (21-0) 48, Amherst (20-2) 42
1959-Red Willow (27-1) 63, Beaver Crossing (18-7) 59
1958-Clatonia (27-0) 64, Red Willow (27-1) 47
1957-Utica (25-0) 50, Center (20-2) 42
1956-Brady (24-0) 68, Dodge (23-5) 64
1955-Western (23-0) 46, Dwight Assumption (25-1) 43
1954-Western (21-3) 61, Millard (26-3) 58
1953-Chester (24-0) 38, Red Willow (22-4) 25
1952-Uehling (22-3) 53, Palmyra (29-3) 42
1951-Millard (29-1) 42, Axtell (23-4) 37
1950-Glennville (33-0) 53, Uehling (26-5) 33
1949-Hildreth (26-0) 42, Brady (18-3) 33
1948-Weston (34-0) 27, Hildreth (25-3) 24
1947-Sunflower (21-3) 34, Falls City Sacred Heart (18-5) 32
1946-Hildreth (24-2) 30, Ong (24-2) 24
1945-Hampton (30-0) 35, Paxton (18-7) 29
1944-Hildreth (29-0) 36, Trumbull (27-1) 34
1942-Hampton (26-2) 42, Sunflower (21-3) 26
1929-Dannebrog 16, Stockham 12
1928-North Platte St. Patrick 19, Neligh 15
1927-Peru Preparatory 19, Bethany 12
1926-Nelson 15, Milford 11
1925-Arlington 16, Omaha Benson 12

1924-Lincoln Catholic 20, Indianola 11
1923-Nebraska Deaf (12-2) 18, Havelock 10
1922-Pierce 15, Arlington 14
1921-Minden 24, Osceola 5
1920-Kimball 26, Nebraska Deaf 13
1919-Chester 21, Nebraska City 9
1918-Ravenna 30, Seward 2

CLASS E

1959-Tobias (20-4) 45, Wilsonville (21-4) 36
1958-Byron 52, Raymond 31
1957-Byron (17-2) 51, Phillips (29-2) 38
1956-Holstein (23-5) 46, Farwell (23-1) 35
1955-Holstein (27-0) 46, Edison (20-4) 32
1929-Belgrade 20, Dunbar 12
1928-Wesleyan Preparatory 16, Fairmont 15
1927-Atkinson 21, Clarkson 14
1926-Curtis 16, Reynolds 14
1925-Stockham 13, Eddyville 11
1924-Yutan 16, Nelson 13
1923-Waco 17, Broken Bow 9
1922-Alexandria 14, Shelton 9
1921-Fairmont 14, Fairfield 9
1920-Omaha Benson (15-1) 16, Kenesaw 13
1919-Gretna 28, Plainview 14
1918-Scribner 17, Sidney 15

CLASS F

1929-Goehner 23, Daykin 14
1928-Swanton 24, Shelton 11
1927-Litchfield 18, Dannebrog 12
1926-Mead 18, Wilber 8
1925-Hallam 10, Hickman 9
1924-Clarkson 12, Wisner (10-7) 8
1923-Wisner (15-3) 19, Loup City 16
1922-Clarkson 4, Chester 3
1921-Waco 8, Farnam 7
1920-Aurora 17, Bladen 14
1919-Holbrook 29, Deshler 14
1918-Gretna 32, Bayard 31

CLASS G

1929-Mascot 18, Phillips 6
1928-Osmond 17, Chester 15
1927-Papillion 23, Eagle 13
1926-Papillion 21, Oakdale 15
1924-Brainard 16, Litchfield 13
1923-St. Paul 25, Ashland 17
1922-Nebraska Deaf 9, Talmage 3
1921-Wakefield 16, Franklin Academy 12
1920-DeWitt 28, Lodgepole 12
1919-Ansley 35, Waverly 14
1918-Boelsh 20, Randolph 19 OT

CLASS H

1929-Gretna 34, Nora 11
1928-Blue Hill 24, Elgin 7
1927-Ragan 12, Chester 9
1926-Hebron Academy 19, North Bend 13
1924-Alma 11, Huntley (19-1) 9
1923-Neligh 10, Hebron Academy 9
1922-Brainard (20-2) 12, Bladen 8
1921-Waverly 16, St. Edward 11
1920-Genoa 28, Blue Hill 12
1919-Wayne 30, Palmyra 12
1918-Osmond 17, Culbertson 16

CLASS I

1928-Waterloo 18, Valley 9
1927-Scribner 12, Sprague-Martell 11
1926-Basset 26, Alma 23
1924-Chester 7, Stromsburg 2
1923-Blue Hill 34, St. Edward 18
1922-Bartley 15, Panama 14
1921-Holmesville 10, Scribner 6
1920-Milford 45, Stockham 12

CLASS J

1928-Elwood 12, Beaver Crossing 11
1927-Pleasanton 17, Guide Rock 10
1926-Greenwood 12, Sprague-Martell 5
1924-Belvidere 16, Ruskin 11
1923-Atkinson 17, Bancroft 10
1922-Waterloo 18, Howells 16
1921-Panama 18, Bertrand 11
1920-Lincoln Teachers 11, Craig 7

CLASS K

1928-Goehner 26, Holmesville 22
1927-Beaver Crossing 14, Daykin 5
1926-Douglas 15, Firth 14
1924-Diller 7, Ong 5
1923-Dwight 21, Ruskin 17
1922-Filley 13, Paxton 3
1921-Greenwood 20, Odell 5
1920-Cortland 25, Adams 17

CLASS L

1928-Trumbull (24-2) 26, Avoca 12
1927-Swanton 29, Palisade 21
1926-Sumner 10, Fairmont 9
1924-Henderson 13, Valley 5
1923-Cook 24, Burwell 12
1922-Dodge 24, Princeton 15
1921-Waterloo 10, Cedar Rapids 5

CLASS M

1928-Barneston 12, Ansley 5
1927-Goehner 21, Holmesville 12
1926-Mascot 17, Pilger 10
1924-Boelus 30, Arnold 8
1923-Boelus 19, Ong 17
1922-Ashland 11, Orchard 8
1921-Trumbull 9, Ashland 6

CLASS N

1928-Maywood 16, Cedar Bluffs 15
1927-Plymouth 24, Ohioa 6
1926-Ohioa 14, Trumbull 9
1924-Mascot 16, North Loup 15
1923-Fort Calhoun 18, Dawson 14
1922-Goehner 19, Roseland 14

CLASS O

1928-Greenwood 34, Snyder 6
1927-Bellwood 21, Hampton 4
1926-Atlanta 11, Riverton 9
1924-Phillips 19, Whitman 10
1923-Lincoln Cathedral 21, Utica 15
1922-Clatonia 13, Lincoln Teachers 10

CLASS P

1928-Hampton 13, Henderson 12
1927-Hyannis 15, Bruno 12
1926-Chester 14, Rokeby 9
1924-Holbrook 24, Upland 8

CLASS Q

1928-Glennville 24, Sunol 8
1926-Deshler 11, Plymouth 8

CLASS R

1926-Filley 24, Barneston 3

CLASS S

1926-Cortland 16, Murdock 14

CLASS T

1926-Virginia 26, Henderson 22

CLASS U

1926-Dwight 15, Liberty 7

CLASS V

1926-Max 14, Leigh 11

NSAA Boys Basketball Championship Bests

MOST STATE CHAMPIONSHIP APPEARANCES

59, Creighton Preparatory School
 59, Hastings
 57, Lincoln High
 50, Norfolk
 47, Omaha Central
 44, Crete
 42, Scottsbluff
 42, York
 41, Beatrice
 41, Fremont
 41, Lincoln Northeast
 40, Grand Island
 40, Sidney
 39, Kearney
 39, Wahoo
 38, Columbus
 37, North Platte
 37, Omaha Benson
 37, Omaha South
 36, Seward
 35, Lincoln Pius X
 33, Schuyler
 31, Aurora
 31, Grant
 31, Minden
 31, Sutton
 30, Wayne
 28, Alliance
 28, Falls City
 28, Holdrege
 27, Gering
 27, Hildreth
 27, Humphrey St. Francis
 27, McCook
 27, Ord
 26, Boys Town
 26, Geneva
 26, Hampton
 26, Pierce
 26, Ravenna
 26, Stanton
 26, Sterling
 26, Syracuse
 25, Auburn
 25, Papillion-La Vista
 25, Lexington
 25, Randolph
 25, Paxton
 25, West Point

CONSECUTIVE STATE CHAMPIONSHIP APPEARANCES

21, Hastings (1920-40)
 21, Scottsbluff (1920-40)
 20, Lincoln High (1911-30)
 16, Beatrice (1911-26)
 14, Omaha Central (1911-24)
 14, Scottsbluff (1943-56)
 13, Kearney (1923-35)
 12, Lincoln High (1936-47)
 12, Minden (1913-1924)
 12, Newman Grove (1913-24)
 10, Wahoo (1915-24)
 10, Wahoo (1987-96)
 9, Crete (1929-37)
 9, Fremont (1916-24)
 9, Fremont (1933-41)
 9, Lincoln Northeast (1946-54)
 9, Omaha Northwest (1978-86)
 9, Schuyler (1916-24)

8, Creighton Preparatory School (1919-26)
 8, Hastings (1947-54)
 8, Lincoln Jackson (1934-41)
 8, Norfolk (1934-41)
 7, Creighton Preparatory School (2005-11)
 7, Creighton Preparatory School (2015-Present)
 7, Ewing (2004-10)
 7, Grant (1979-85)
 7, Kearney (1929-35)
 7, Omaha Central (2002-08)
 7, Omaha South, (2011-2017)
 7, Scottsbluff (2011-2017)
 7, Spencer-Naper (2001-07)
 6, Beatrice (2007-12)
 6, Bellevue West (2004-09)
 6, Creighton Preparatory School (1935-40)
 6, Creighton Preparatory School (1944-49)
 6, Crete (1912-17)
 6, Grant (1921-27)
 6, Guardian Angels Central Catholic (1996-2001)
 6, Hastings (1966-71)
 6, Lincoln Northeast (1965-70)
 6, Lincoln Northeast (1986-91)
 6, Lincoln Northeast (1994-99)
 6, Lincoln Pius X (1987-92)
 6, Lincoln Southeast (2000-05)
 6, Norfolk (1926-31)
 6, Omaha Holy Name (1955-60)
 6, Sterling (1919-24)
 5, Beatrice (2001-05)
 5, Boys Town (1964-68)
 5, Culbertson (1940-44)
 5, Ewing (1914-18)
 5, Grant (1988-92)
 5, Giltner (2009-13)
 5, Hartington Cedar Catholic (1991-95)
 5, Hartington Cedar Catholic (2009-13)
 5, Hastings St. Cecilia (2007-11)
 5, High Plains Community (2012-2016)
 5, Hildreth (1948-52)
 5, Lincoln Bethany (1935-39)
 5, Lincoln High (2000-04)
 5, Lincoln Northeast (1986-91)
 5, Minden (2008-12)
 5, Norfolk Catholic (1938-42)
 5, North Platte (1949-53)
 5, Oakdale (1932-36)
 5, Omaha Burke (1984-88)
 5, Omaha Central (2016-2020)
 5, Omaha Skutt Catholic (2006-10)
 5, Paxton (1993-97)
 5, Ralston (2006-10)
 5, Ravenna (2008-12)
 5, Riverside (2015-2019)
 5, Schuyler (1966-70)
 5, Sterling (1992-96)
 5, Sterling (2009-13)
 5, Omaha Central (2010-14)

CONSECUTIVE STATE CHAMPIONSHIPS

4, Clearwater (1984-87)
 4, Falls City Sacred Heart (1988-91)
 4, Wahoo (1988-91)
 4, Lincoln Northeast (1995-98)
 4, Omaha Central (2010-13)
 3, Goehner (1927-29)

3, Hardy (1917-19)
 3, Lincoln Bethany (1936-38)
 3, Omaha Central (2006-08)
 3, Hastings St. Cecilia, (2008-10)

MOST STATE CHAMPIONSHIPS

15, Lincoln High
 13, Creighton Preparatory School
 12, Lincoln Northeast
 11, Wahoo
 10, Falls City Sacred Heart
 10, Omaha Central
 8, Ravenna
 7, Beatrice
 7, Boys Town
 7, Grant
 7, Hastings St. Cecilia
 7, Humphrey St. Francis
 7, Millard South/Millard
 7, Lincoln Pius X
 6, Bishop Neumann
 6, Filley
 6, Gretna
 6, Hampton
 6, Hildreth
 6, Sterling
 6, Omaha South
 5, Bellevue West
 5, Geneva
 5, Howells
 5, Minden
 5, Omaha Holy Name
 5, St. Paul
 4, Adams
 4, Archbishop Bergan
 4, Beaver Crossing
 4, Chester
 4, Clearwater
 4, Goehner
 4, Grand Island
 4, Lincoln Christian
 4, Mead
 4, Norris
 4, Omaha Skutt Catholic
 4, Omaha Tech
 4, Sutton
 4, Syracuse

MOST TIMES IN FINALS

20, Lincoln High, 1914-1915-1917-1918-1920-1925-1926-1927-1930-1934-1938-1940-1942-1943-1946-1947-1958-1959-1977-2003
 20, Omaha Central, 1912-1914-1915-1917-1918-1924-1958-1967-1968-1969-1974-1975-2006-2007-2008-2010-2011-2012-2013-2019
 19, Lincoln Northeast, 1942-1948-1949-1950-1956-1962-1966-1967-1968-1970-1973-1982-1987-1990-1994-1995-1996-1997-1998
 18, Creighton Preparatory School, 1924-1935-1936-1940-1945-1955-1961-1963-1964-1969-1975-1976-1987-1994-2005-2009-2015-2018
 15, Wahoo, 1924-1926-1988-1989-1990-1991-1993-1994-1996-1998-2012-2013-2014-2017-2018

14, Humphrey St. Francis, 1941-1943-1946-1988-1990-1992-1994-2005-2006-2008-2009-2015-2016-2020
 12, Falls City Sacred Heart, 1947-1974-1988-1989-1990-1991-1999-2001-2004-2008-2018-2020
 12, Grant, 1966-1968-1975-1977-1981-1982-1984-1985-1989-1990-1991-1998
 12, Hildreth, 1944-1946-1948-1949-1951-1971-1976-1978-1985-1989-1991-1992
 12, Lincoln Pius X, 1923-1924-1974-1982-1987-1988-1989-1992-1998-2000-2002-2004
 11, Beatrice, 1911-1916-1924-1959-1998-2001-2005-2007-2008-2009-2014
 11, Hampton, 1927-1928-1942-1945-1973-1987-1988-1989-1990-1994-2010
 11, Omaha South, 1911-1912-1937-1944-1959-1960-1990-2012-2015-2016-2019
 10, Bellevue West, 1991-1999-2000-2004-2005-2006-2007-2014-2018-2020
 10, Minden, 1915-1916-1921-1950-1952-1955-1958-1959-1963-2011
 10, Omaha Benson, 1920-1925-1943-1946-1951-1954-1981-1988-1992-1998
 10, Omaha Holy Name, 1946-1949-1950-1952-1955-1957-1958-1960-1964-1966
 9, Bishop Neumann, 1991-1997-2001-2002-2003-2005-2014-2016-2017
 9, Crete, 1916-1922-1927-1931-1932-1934-1969-1972-1975
 9, Millard South, 1983-1984-1988-1989-1991-1995 (Millard: 1951-1954-1966)
 9, Ravenna, 1918-1921-1922-1927-2005-2006-2009-2010-2012
 9, Scottsbluff, 1941-1945-1950-1952-1955-2012-2013-2016-2017
 9, Hastings St. Cecilia, 1958-1959-1969-2008-2009-2010-2015-2016-2018
 8, Hastings, 1923-1929-1932-1933-1949-1954-1992-1996
 8, Howells, 1922-1973-1974-1977-1978-1983-2003-2011
 8, Lincoln Christian, 1988-1991-1993-1995-1996-1999-2004-2011
 8, Pleasanton, 1927-1984-1988-1991-1996-1997-2005-2008
 8, St. Paul, 1923-1925-1926-1928-1929-1995-1996-1997
 8, Sterling, 1969-1975-1987-1993-1994-1995-1996-2009