

SOFTBALL

2021

NSAA STATE CHAMPIONSHIPS

\$5



“NSAA activities...the other half of education.”

Dear Friends:

Welcome to another exciting Nebraska School Activities Association championship competition!

Congratulations to the students who have qualified for this year's championship. Your success is a testament to long hours of practice and preparation.

Nebraska's families, schools, and communities are passionate supporters of our students competing in extracurricular activities. Thank you to the parents, grandparents, coaches, and fans who have cheered them on this season.

Extracurricular activities are a valuable component of education. They develop character and teach important skills like teamwork, fair play, and perseverance. These skills will serve students well as they graduate and take on leadership positions in society.

Regardless of the outcome, I hope the competition is enjoyable and provides you with memories that last a lifetime. Best wishes for a safe and successful championship!



Sincerely,
Pete Ricketts
Governor

Congratulations to the student participants, their parents, and the schools they represent on qualifying for the NSAA State Championship activities. We welcome you and applaud your hard work and dedication. The time, the effort, and the commitment you have put into your activity has paid off and you should be very proud of this accomplishment.

The Nebraska School Activities Association is proud of the educational based activities that we provide to our schools for our students. Our mission is to promote the high ideals of citizenship, fair competition, sportsmanship, and teamwork in an effort to complement our member schools' curricular programs.

Perhaps cliché, but definitely true, today's students are tomorrow's leaders. Events like our Championships help to form these leaders by instilling values and leadership qualities while rounding out their educational experiences.

None of this would be possible without the incredible dedication and commitment of the many outstanding teachers, coaches, and administrators throughout Nebraska. These educators, together with strong support from parents and guardians, patrons, and fans like you, provide our children a solid foundation for their future success

Once again, congratulations, and good luck!



Jay Bellar
NSAA Executive Director



“NSAA activities...the other half of education.”

NSAA Softball Championships HQ



CALLAM
SPORTS PHOTOGRAPHY

WWW.CALLAMSPORTSPHOTO.COM
EMAIL: CALLAMSPORTS@GMAIL.COM
PHONE: 402-499-5630

Beatrice Softball
Ashton 2016
Currey Zalman
2016 State Volleyball Championships
Johnson-Brock Eagles - Class DJ Champ

SCHOOL TEAM AND INDIVIDUAL PHOTOS **EVENT PHOTOGRAPHY**

A collage of various sports photographs is displayed. On the left, there are team photos for 'Beatrice Softball' and 'East Spartans', along with individual portraits of athletes like 'Ashton 2016' and 'Currey Zalman'. On the right, there are action photos from events such as 'Nebraska High School Track & Field Championships', '2016 State Volleyball Championships', and 'Johnson-Brock Eagles - Class DJ Champ'. The photos are arranged in an overlapping, artistic layout.

SOFTBALL

NSAA STATE CHAMPIONSHIPS
OCTOBER 13-15, 2021
HASTINGS

Championship Schedule

Wednesday, October 13

8:50 a.m. Class A Opening Ceremonies
9:00 a.m. Class A Games 1, 2, 3, 4
11:20 a.m. Class B Opening Ceremonies
11:30 a.m. Class B Games 1, 2, 3, 4
1:50 p.m. Class C Opening Ceremonies
2:00 p.m. Class C Games 1, 2, 3, 4
4:30 p.m. Class A, B Games 5, 6
7:00 p.m. Class C Games 5, 6

Thursday, October 14

9:00 a.m. Class A, B Games 7, 8
11:30 a.m. Class C Games 7, 8
Class A Games 9, 10
2:00 p.m. Class B, C Games 9, 10
4:30 p.m. Class A, B Games 11, 12
7:00 p.m. Class C Games 11, 12

Friday, October 15

11:30 a.m. Class A, B, C Game 13
2:00 p.m. Class A, B, C Game 14

**If Necessary, Game 15 will start 30 Minutes
After Conclusion of Game 14, All Classes*

NSAA Executive Director

Jay Bellar

Championship Directors

Dan Masters, NSAA Assistant Director
Tracy Douglas, Hastings High School
Bob Moderow

NSAA Staff

Jeff Stauss, Assistant Director
Megan Huber, Business Manager

Supervisor of Umpires

Bob Hawkinson
Jim Bewley
Paul Herz

Announcer

Chuck Larsen

Media Coordinator

Pete Theoharis

Hospitality Hosts

Molly Johnson
Jeanne Reynolds
John Cerveny
Jena Cerveny
Kendra Laux
Tracy Harling

Ticketing

Jan Nichols, Supervisor
Mikki Shafer
Hastings Area Chamber of Commerce

Scorers & Scoreboard Operators

Troy Baker
Hastings College Softball Players

Pass Gate Supervisors

Lonnie Abbott
Tatum Bartels
John Bonham
John Cerveny
Kasey Danielson
Bryan Douglas
Judy Douglas

Alan Frank

Sherrie Hollister
Billy Hudson
Terry Julian
Craig Kautz
Trent Kelly
Gena Kile
Leslie Kober
Brian Laux
Ryan Martin
Tren Mays
Dan McCarthy
Jessie McCoy
Susan Meeske
John Nelson
Jan Nichols
Dallas Nichols
Susan Oliver
William Oliver
Rick Ripperger
Stephanie Schmidt
Jeff Schneider
Bob Stickels
Troy Stickels
Meagan Stoner
Holly Vanderpool

NSATA Athletic Trainers

Kurt Behrhorst
Melissa Bulin
Ashley Conrad
Calla Gillen
Carly Hirschert
Aaron Madsen
Denise Marshall
Mike Peterson
Ethan Scott
Mike Sloup

Medical Staff

Kristen Anderson, PA
Jen Fehring, PA
James (Bill) Hervert, MD
Curtis Reimer, MD

Smith Complex Supervisors

Jeff Hassenstab
Ryan Martin
Terry Brown
Hastings Parks & Recreation

Smith Complex Grounds Crew

David Dedrick
Joel Schipper
Hastings College Baseball Players

National Anthem Singers

Christian Yost, Director, Hastings High School
Angela Amaya, Sadye Bell, Quinlan Braun,
Ella Collins, Breanna Groves, Karson Howard,
Richard Jarosik, Jacob Kleinjan, Grace
Michalek, Erika Nielsen, Jordan Norris,
Raena Northrup, Harley Pappas, Samuel Perry,
Hannah Reynolds, Evan Strom, Evan Struss,
Jordan Veik

Souvenir Attire & Programs

Custom Sports

Glove Repair

Dan Bouska, Mitt Mender

Umpires

Landon Bloedorn
Douglas Colby
Domenic Consoli
Terry Hall
Michael Herz
Jeremy Hoogestraat
Frederick Intorre
Todd Mau
Greg Morris
Manuel Motto
Gregory Otteman
Carlos Sandoval
Daniel Schuldt
Jeffery Sweeney
Sylvester Thomas
Robert Tlustos
Scott Wagner
Renee Williams

Cover photos courtesy of Callam Sports Photography.

**Special
Olympics**
Nebraska



Special Olympics
**Unified Champion
Schools**

LET'S NOT WAIT FOR HALFTIME TO MAKE A CHANGE.

People with intellectual disabilities are excluded and discriminated against every day. It's time we team up and take the field to change this. Together, as one, intolerance and injustice don't stand a chance.

Join the team at playunified.org



Class A

NSAA Softball Bracket

Game 1 • Field 1 • Oct. 13 • 9:00 am



#1
Lincoln Southwest
Silver Hawks (36-6) 46.0952
vs.



#8
Papillion-La Vista South
Titans (14-16) 42.3000

Game 2 • Field 4 • Oct. 13 • 9:00 am



#4
Millard South
Patriots (22-10) 44.7500
vs.



#5
Millard North
Mustangs (22-9) 44.6452

Game 3 • Field 3 • Oct. 13 • 9:00 am



#3
Lincoln East
Spartans (31-8) 45.0000
vs.



#6
Papillion-La Vista
Monarchs (21-10) 44.5484

Game 4 • Field 2 • Oct. 13 • 9:00 am



#2
Gretna
Dragons (27-5) 45.9375
vs.



#7
Norfolk
Panthers (28-14) 43.6905

Game 7 • Field 1 • Oct. 14 • 9:00 am

Loser Game 1 vs. Loser Game 2

Game 9 • Field 1 • Oct. 14 • 11:30 am

Loser Game 6 vs. Winner Game 7

Game 8 • Field 2 • Oct. 14 • 9:00 am

Loser Game 3 vs. Loser Game 4

Game 10 • Field 2 • Oct. 14 • 11:30 am

Winner Game 8 vs. Loser Game 5

Game 5 • Field 2 • Oct. 13 • 4:30 pm

Winner Game 1 vs. Winner Game 2

Game 11 • Field 3 • Oct. 14 • 4:30 pm

Winner Game 5 vs. Winner Game 6

Game 6 • Field 1 • Oct. 13 • 4:30 pm

Winner Game 3 vs. Winner Game 4

Game 15 • Field 2 • Oct. 15

If Needed – 30 minutes after conclusion of Game 14

Championship
Game 14 • Field 2 • Oct. 15 • 2:00 pm

Winner Game 11 vs. Winner Game 13

Game 13 • Field 2 • Oct. 15 • 11:30 am


Winner Game 12 vs. Loser Game 11

Game 12 • Field 4 • Oct. 14 • 4:30 pm

Winner Game 9 vs. Winner Game 10

LINCOLN SOUTHWEST Silver Hawks | Forest Green/Silver | 36-6

Superintendent: Dr. Steve Joel
Principal: John Matzen
Athletic Director: Mark Armstrong
NSAA Team Enrollment: 790
Conference: Heartland Athletic Conference
Head Coach: Mark Watt
Assistant Coaches: Lis Brenden, Mitch Ohnoutka, Adam Monk, Rick Dunavin, Samantha Dunavin
State Tournament Appearances: 15
Most Recent State Tournament: 2020
State Championship Years: A/2008, A/2009, A/2018
Runner-up: A/2007, A/2011, A/2017



Season Record 36-6

Norfolk	W	12-0
Norfolk	L	5-7
Millard West	L	2-3
Columbus	W	9-2
Columbus	W	8-4
Millard North	W	10-4
Hastings	L	1-6
Norfolk	W	5-3
Malcolm	W	6-4
Grand Island	W	11-0
Grand Island	W	10-0
Papillion-LaVista	W	3-2
Omaha Skutt Catholic	L	0-4
Millard West	W	5-0
Lincoln North Star	W	12-1
Lincoln North Star	W	8-0
Lincoln Pius X	W	10-0
Lincoln Pius X	W	9-1
Lincoln Southeast	W	7-1
Lincoln Southeast	W	11-3
Lincoln Northeast	W	12-0
Lincoln Northeast	W	10-0
Millard West	L	2-3
Platte County, MO	W	13-0
Millard South	W	3-1
Lee's Summit West, MO	W	5-1
Kearney	W	4-2
Kearney	W	10-0
Lincoln High	W	11-0
Omaha Marian	W	17-2
Lincoln Pius X	W	8-2
Elkhorn	W	9-2
Fremont	L	4-8
Fremont	W	7-3
Lincoln East	W	5-4
Lincoln East	W	3-2
Lincoln East	W	15-7
Lincoln Pius X	W	12-6
Lincoln Southeast	W	7-2
Omaha North	W	19-1

No.	Name	GR	POS	BA	AB	H	R	RBI	HR	W-L	ERA
1	Taylor Korecky	11	OF	.373	125	47	48	49	12		
2	Mackenzie Mlnarik	11	OF	.372	94	35	28	28	1		
3	Anna Reiling	12	OF	.220	91	20	23	6	0		
4	Reagan Vokoun	9	OF	.301	78	20	7	18	2	0-0	0.00
5	Taylor Coleman	11	INF	.415	105	44	38	34	9	5.2	5.90
6	Ashley Smetter	12	INF	.487	119	58	56	30	8		
7	Madison Divis	12	C	.388	103	40	9	37	5		
8	Alexis Bradley	10	P	.000	4					15-2	2.40
9	Taylor Wood	11	INF	.167	24	4	13	4	1		
10	Delaney Madson	10	C	.300	10	3	5	5	1		
11	Danielle Houlden	11	OF	.400	15	6	15	3	0		
12	Mary Beth Hart	9	OF	.000	3		17	1	0		
13	Samantha Bank	11	P	.000	1					7-0	3.14
15	Kennadi Williams	10	INF	.350	126	44	42	29	6		
16	Taylor Fritz	12	INF	.395	110	47	32	39	7		
17	Bailey Selvage	12	P	.231	26	6	2	2	1	14-4	2.67

PAPILLION-LAVISTA SOUTH Titans | Royal Blue/Silver/Black | 14-16

Superintendent: Dr. Andrew Rikki
Principal: Jeff Spilker
Athletic Director: Jeremy VanAckeren
NSAA Team Enrollment: 713
Conference: Metro
Head Coach: Tom Horton
Assistant Coaches: Sara Dunn, Alex Kreft, Ryan Neel, Zoe Petrasch, Jackie Vote
State Tournament Appearances: 12
Most Recent State Tournament: 2020
Runner-up: A/2012



Season Record 14-16

Millard West	L	5-13
Lincoln East	W	11-5
North Platte	W	10-0
Blair	L	6-9
Omaha Burke	W	12-1
Millard West	L	3-18
Millard North	L	2-4
Papillion-LaVista	L	3-14
Omaha Northwest	W	19-3
Lincoln Southeast	W	11-1
Millard West	L	1-7
Papillion-LaVista	L	2-10
Omaha Marian	L	0-4
Omaha Burke	L	2-3
Omaha North	W	10-0
Omaha Westside	W	12-9
Omaha South	W	17-1
Elkhorn South	L	2-12
Millard North	L	0-12
Lee's Summit West, MO	L	3-17
Platte County, MO	W	5-4
Omaha North	W	12-0
Papillion-LaVista	L	0-10
Millard North	L	2-11
Omaha Mercy	L	11-12
Bellevue West	W	11-5
Millard South	L	5-10
Columbus	W	8-2
Gretna	W	7-1
Gretna	W	8-6

No.	Name	GR	POS	BA	AB	H	R	RBI	HR	W-L	ERA
1	Cameron Hoke	11	OF	.500	4	2	18	0	0		
2	Laila Fiscus	11	OF	.400	86	31	26	21	2		
3	Gabriela Miranda	11	OF	.000	0	0	0	0	0		
4	Haley Anderson	10	OF	.286	14	4	3	1	0		
6	Avery Hinkle	12	OF	.222	36	8	7	5	0		
7	Baylor Gregory	10	INF	.444	84	36	34	15	1	1-0	0.00
8	Shayla Warak	9	OF	.356	59	21	13	9	0		
9	Sophia Glover	11	OF	1.000	1	1	4	2	1		
10	Kinsley Stover	9	OF	.295	44	13	9	5	0		
11	Grace Maguire	11	INF	.429	72	30	23	24	6		
12	Mariah Unverzagt	11	P	.463	41	19	3	14	1	5-6	7.14
13	Clare Ullery	11	INF	.400	75	30	30	25	4		
14	Addison Quesenberry	11	INF	.500	4	2	2	2	0		
15	Emma Jenson	12	INF	.300	20	6	11	8	2		
16	Addyson Buhman	12	C	.338	71	24	5	27	3		
17	Jillian Hazel	10	P	.000	4	0	2	1	0	1-6	12.1
20	Abigail Dworak	11	P	.385	70	26	9	15	1	7-4	6.12

MILLARD SOUTH Patriots | Red/White | 22-10

Superintendent: Dr. Jim Sutfin

Principal: Heidi Weaver

Athletic Director: Steve Throne

NSAA Team Enrollment: 937

Conference: Metro

Head Coach: Steve Kerkman

Assistant Coaches: Ali Taylor, Katie Palmquist, Katie Heard, Jorji Johnson, Mitchell Kresnik

State Tournament Appearances: 21

Most Recent State Tournament: 2019

State Championship Years: A/2005, A/2011, A/2012, A/2013, A/2014, A/2016

Runner-up: A/1994, A/1996, A/2010



Season Record 22-10

Elkhorn South	L	9-11
Bellevue East	W	11-5
Lincoln East	W	5-4
Blair	W	9-8
Lincoln Pius X	W	11-3
Omaha Westside	W	12-8
Bellevue West	W	10-4
Bellevue West	W	13-0
Elkhorn South	W	10-2
Millard North	L	1-10
Omaha Burke	W	9-1
Omaha Westside	W	11-1
Millard North	W	8-7
Gretna	L	4-7
Gretna	L	6-8
Lincoln Southeast	W	11-6
Papillion-LaVista	W	5-2
Lincoln Southwest	L	1-3
Lincoln North Star	W	11-4
Millard West	W	16-6
Bennington	L	1-3
Hastings	W	8-6
Northwest	L	0-5
Omaha Marian	L	0-2
Omaha Benson	W	17-0
Papillion-LaVista	L	1-13
Papillion-LaVista South	W	10-5
Millard West	L	2-10
Omaha Central	W	9-0
Omaha Burke	W	7-1
Millard West	W	4-3
Millard West	W	10-8

No.	Name	GR	POS	BA	AB	H	R	RBI	HR	W-L	ERA
1	Emorie Swanson	9	C	.348	89	31	14	27	1		
2	Teagan Noelle	9	C	.500	2	1	0	0	0		
3	Kaitlyn Boge	11	INF	.333	9	3	6	5	0		
4	Taylor Hrabik	12	OF	.264	72	19	21	19	1		
5	Maddy Gerace	12	C	.357	14	5	1	3	0		
6	Maddie Rozmus	10	INF	.500	10	5	22	2	1		
7	Bree Urban	10	INF	.411	95	39	25	27	2		
8	Nevaeh Williams	11	OF	.283	92	26	18	26	4		
9	Baylie Owen	9	OF	.433	60	26	21	10	0		
10	Amari Laing	11	INF	.459	74	34	50	34	14		
11	Jessie Bestenlehner	12	P	.353	85	30	9	18	3	16-9-2	3.998
12	Maddie Carley	12	OF	.200	5	1	8	0	0		
13	Jalyn Noelle	12	INF	.333	63	21	11	10	0		
14	Catelyn Rodenbiker	11	INF	.379	87	33	27	23	8		
15	Andrea McGargill	11	P	.250	4	1	0	0	0	4-1-0	3.769
16	Jules Arias	10	INF	.400	9	4	2	2	0		
21	Addy Parsons	10	P	.222	18	4	1	5	1	2-0-0	2.827
22	Bri True	10	INF	.250	4	1	0	0	0		

MILLARD NORTH Mustangs | Blue/Silver/Green | 22-9

Superintendent: Dr. Jim Sutfin

Principal: Brian Begley

Athletic Director: Chad Zimmerman

NSAA Team Enrollment: 918

Conference: Metro

Head Coach: Travis Unzicker

Assistant Coaches: Larry Swift, Skyler Groebli, Allison Rutherford

State Tournament Appearances: 18

Most Recent State Tournament: 2017

State Championship Years: A/1993

Runner-up: A/1998, A/2003



Season Record 22-9

Papillion-LaVista	L	11-17
Papillion-LaVista	W	9-3
Gretna	L	1-2
Elkhorn South	W	7-4
Gretna	L	4-5
Lincoln Southwest	L	4-10
Millard West	W	13-5
Papillion-LaVista South	W	4-2
Omaha Marian	L	0-7
Elkhorn South	L	7-13
Omaha Westside	W	10-0
Omaha Benson	W	7-0
Grand Island	W	10-6
Lincoln Pius X	W	6-3
Millard South	W	10-1
Millard West	W	8-0
Omaha Central	W	15-0
Millard South	L	7-8
Omaha Burke	W	9-6
Bellevue East	L	1-3
Papillion-LaVista South	W	12-0
Kearney	W	5-4
Lincoln Southeast	W	17-8
Omaha Marian	L	0-3
Omaha Northwest	W	7-0
Papillion-LaVista South	W	11-2
Bellevue West	W	9-1
Omaha North	W	17-2
Lincoln Northeast	W	10-2
Elkhorn South	W	6-1
Elkhorn South	W	10-1

No.	Name	GR	POS	BA	AB	H	R	RBI	HR	W-L	ERA
1	Cassidy Wiseman	11	2B	.273	44	12	12	5	1		
2	Addy Hobza	10	OF	.188	16	3	13	5	0	4-1	4.636
3	Kymmia Roberts-Brown	10	P/SS	.357	28	10	10	12	1		
4	Sicily Manganaro	11	OF	.000	2	0	17	0	0		
5	Desi Cuevas	11	P/OF	.427	82	35	23	23	7	18-8	3.65
6	Lenka Dwight	10	OF	.000	3	0	11	0	0		
7	Dani Ramirez	9	P	.000	0	0	0	0	0		
8	Maddie McGee	11	3B	.364	88	32	27	22	8		
9	Payton Ryan	9	C/OF	.000	0	0	1	0	0		
10	Ava Wolters	9	C	.000	2	0	2	0	0		
11	Maci Riedl	10	C/3B	.350	60	21	5	20	4		
12	Katherine Johnson	11	SS/OF	.392	74	29	36	47	16		
13	Karla Ramirez	12	C/2B	.200	10	2	5	2	0		
14	Katelyn Jarzowski	10	P/1B/OF	.000	1	0	0	1	0		
15	Lynn Davis	11	OF	.476	82	39	31	22	2		
16	Cara Mendicino	9	1B	.000	1	0	0	0	0		
17	Kelsey Pauli	12	1B/SS	.229	70	16	18	20	7		
18	Kate Lichti	11	C	.143	14	2	2	1	1		
19	Cadence Zalopany	10	3B	.333	6	2	3	3	1		
20	Hayden Nelson	9	1B/3B	.344	64	22	12	14	2		

LINCOLN EAST Spartans | Royal Blue/White | 31-8

Superintendent: Dr. Steve Joel

Principal: Susan Cassata

Athletic Director: Zach Limbach

NSAA Team Enrollment: 820

Conference: Heartland

Head Coach: Lance Kingery

Assistant Coaches: Kayla Schroeder, Kayla Prai, Nolan Lott, Tony Storer, Kent Marshall Sammi Lowery, Ali Lockhart

State Tournament Appearances: 7

Most Recent State Tournament: 2020

Runner-up: A/2006



Season Record 31-8

Grand Island	W	14-3
Grand Island	W	13-0
Omaha Burke	L	4-5
Papillion-LaVista South	L	5-11
Millard South	L	4-5
Lincoln Southeast	W	10-2
Lincoln Southeast	W	3-2
Lincoln North Star	W	16-5
Lincoln North Star	W	9-4
Omaha Burke	W	9-7
Waverly	W	6-1
Elkhorn North	W	11-1
Lincoln Northeast	W	16-0
Lincoln Northeast	W	11-1
Kearney	W	10-1
Kearney	W	11-1
Columbus	W	13-2
Columbus	W	7-5
Lincoln High	W	13-1
Millard West	W	16-8
Bellevue West	W	9-1
Lincoln North Star	W	11-0
Omaha Marian	W	5-2
Elkhorn South	W	5-3
Norfolk	W	4-3
Norfolk	L	3-5
Lincoln Pius X	W	2-1
Lincoln Pius X	L	1-2
North Platte	W	1-0
Blair	W	12-1
Norris	W	9-6
Lincoln Southwest	L	4-5
Lincoln Southwest	L	2-3
Lincoln Southwest	L	7-15
Lincoln North Star	W	5-0
Fremont	W	3-1
Bellevue West	W	11-1
Fremont	W	6-4
Fremont	W	7-5

No.	Name	GR	POS	BA	AB	H	R	RBI	HR	W-L	ERA
1	Abby Pinkelman	11	P	.200	5	1	1	3		2-0	3.7
2	Gabreyella Pace	11	OF	.333	9	3	9	3			
3	Emilee Haggadone	12	2B	.347	118	41	33	17	2		
4	Morgan Adams	12	1B	.523	111	58	63	57	21		
6	Campbell Petrick	12	P	.324	71	23	13	12	1	13-3	3.1
7	Mya Zavala	12	OF	.264	91	24	23	23	3		
8	Rhiannon Martin	11	C	.296	54	16	3	3			
10	Jordan Bussey	11	P	.167	6	1				12-1	1.3
11	Hannah Warnke	12	OF	.286	14	4	6	5			
15	Sydney Walz	10	OF	.271	107	29	33	38	11		
18	Berkley Hatten	9	SS	.388	103	40	31	44	13		
19	Madison Adams	10	3B	.300	100	30	33	24	6		
20	Abby Schaaf	12	2B		3		6				
21	Sydney McReynolds	12	OF	.398	83	33	32	14	1		
23	Amelia Kehn	12	Util	.393	61	24	8	9	2		
24	Kooper Barnes	10	P	.400	10	4	3	3			3.7
34	Ruby Witherspoon	9	OF		2		16				
44	Kyndal Colón	12	C	.393	84	33	15	30	10		

PAPILLION-LAVISTA Monarchs | Maroon/White/Gold | 21-10

Superintendent: Dr. Andy Rikli

Principal: Jerry Kalina

Athletic Director: Jason Ryan

NSAA Team Enrollment: 696

Conference: Metro

Head Coach: Todd Petersen

Assistant Coaches: Clint Hoelscher, Luke Olson, Mike Butera, Amanda Butera, Jordan Van Roy, Stephanie Dale, Melinda Pirtle

State Tournament Appearances: 29

Most Recent State Tournament: 2020

State Championship Years: A/1995, A/1996, A/1997, A/1998, A/1999, A/2000, A/2001, A/2002, A/2003, A/2004, A/2006, A/2007, A/2010, A/2017, A/2019, A/2020

Runner-up: A/2005, A/2008, A/2013, A/2015, A/2016, A/2018



Season Record 21-10

Millard North	W	17-11
Millard North	L	3-9
Bennington	L	4-10
Lincoln North Star	W	12-2
Omaha Skutt Catholic	L	1-14
Omaha Marian	L	0-3
Millard West	W	8-3
Papillion-LaVista South	W	14-3
Omaha Central	W	10-0
Lincoln Southwest	L	2-3
Papillion-LaVista South	W	10-2
Elkhorn South	L	5-6
Bellevue West	W	12-0
Millard West	W	6-3
Omaha Marian	W	1-0
Gretna	L	0-7
Omaha Westside	W	9-8
Omaha Marian	L	1-2
Lincoln Southeast	W	7-5
Millard South	L	2-5
Millard West	L	6-7
Bellevue East	W	12-2
Papillion-LaVista South	W	10-0
Millard West	W	13-4
Lincoln North Star	W	13-0
Omaha South	W	13-0
Millard South	W	13-1
Lincoln Southeast	W	18-10
Kearney	W	13-1
Lincoln North Star	W	5-1
North Platte	W	12-3

No.	Name	GR	POS	BA	AB	H	R	RBI	HR	W-L	ERA
1	Morgan Byrd	10	C	.441	68	30	4	13	0		
2	Peyton Hoelscher	10	OF	.000	5	0	6	0	0		
3	Amanda Gibilsco	9	P	.000	0	0	0	0	0	0-0	7.00
4	Brooklynn Sargent	10	2B	1.000	1	1	6	0	0		
5	Mo Wills	11	CF	.500	72	36	35	27	4		
6	Madeline Delos Reyes	12	OF	.441	34	15	11	11	0		
7	Sofia Hurst	12	OF	.237	38	9	11	9	1		
8	Presley Ivener	10	Util	.000	3	0	1	0	0		
9	Haley Wilwerding	11	1B/2B	.438	89	39	31	29	5		
10	Eden Ford	12	SS	.270	63	15	15	11	2		
11	Kyla Warden	11	C	.500	8	4	1	3	1		
12	Kaelyn Hamblen	12	1B	.375	48	18	6	15	2		
12	Grace Anderson	12	P	.714	7	5	0	3	0	8-5	3.625
13	Alexandria Stoner	12	3B	.425	80	34	34	34	10		
14	Emma Mcgrath	11	OF	.344	61	21	23	6	0		
15	Kloey Hamblen	10	OF	.403	67	27	17	23	1	1-0	10.00
16	Sydney Kotz	12	OF	.500	8	4	25	4	0		
17	Kamira Botos	10	INF	.439	57	25	14	19	1		
18	Kaylee Pinneo	11	3B	.333	21	7	2	6	0		
19	Carly Bertolini	9	P	.000	0	0	0	0	0	12-5	3.34

GRETNA Dragons | Green/White/Gold | 27-5

Superintendent: Dr. Rich Beran
Principal: Todd Mueller
Athletic Director: Matt Curtis
NSAA Team Enrollment: 577
Conference: Metropolitan High School Activities Association
Head Coach: Bill Heard
Assistant Coaches: Todd Mills, Channon Oseka, Andy Smolinski, Megan Korgie, McKenna Nixon
State Tournament Appearances: 10
Most Recent State Tournament: 2019
State Championship Years: B/2015
Runner-up: B/2016



Season Record 27-5

Bellevue East	W	10-5
Elkhorn	W	10-5
Millard North	W	2-1
Bennington	L	6-8
Elkhorn South	W	7-1
Millard North	W	5-4
Grand Island	W	9-5
North Platte	W	12-4
Lincoln North Star	W	7-3
Omaha Westside	W	14-4
Lincoln Southeast	W	9-1
Millard West	W	4-0
Omaha Skutt Catholic	L	3-4
Elkhorn	W	15-3
Omaha Bryan	W	11-1
Elkhorn South	W	9-0
Papillion-LaVista	W	7-0
Millard South	W	7-4
Millard West	W	1-0
Millard South	W	8-6
Omaha Burke	W	4-0
Kearney	W	7-1
Lee's Summit West, MO	L	2-3
Omaha South	W	7-0
Hastings	W	9-0
Omaha Marian	W	7-2
North Platte	W	11-2
Omaha Burke	W	8-0
Omaha Bryan	W	8-0
Columbus	W	4-3
Papillion-LaVista South	L	1-7
Papillion-LaVista South	L	6-8

No.	Name	GR	POS	BA	AB	H	R	RBI	HR	W-L	ERA
00	Skarlett Jones	9	INF	.500	4	2	4	2	0		
1	Kimberly Rodriguez	11	INF	0	0	0	0	0	0		
2	Ensley Frame	12	INF	.460	100	46	28	15	0		
3	Ansley Gydesen	11	OF	.348	23	8	2	7	1		
4	Brylee Rupiper	9	C	.333	27	9	7	10	1		
5	Faith Mills	11	INF	.440	91	40	30	39	11		
7	Adeline Fliege	10	P	.667	3	2	1	1	0	2-1	3.62
8	Ellie Grabouski	12	CF	.307	75	23	19	12	4		
9	Jenna Marshall	12	C	.446	74	33	22	18	3		
12	Morgan Secora	12	P	.319	47	15	7	15	4	8-0	1.56
13	Kalee Higdon	12	INF	.371	89	33	29	18	5		
14	Kennedy Boyer	10	OF	.222	63	14	10	10	0		
16	Krystal Carter	10	OF	.750	4	3	2	3	1		
18	Macy Eitzmann	10	P	.000	1	0	1	0	0	0-0	5.25
19	Anniston Trevarrow	9	OF	.417	24	10	17	2	0		
23	Addison Webster	12	OF	.167	6	1	6	1	0		
28	Emma Schweigart	12	INF	.375	80	30	20	31	10		
30	Allison Mcgee	9	P	.00	1	0	0	0	0	7-0	2.35
31	Lily Rowe	9	INF	.200	10	2	12	2	0		
99	Alexis Jensen	9	P	.389	72	28	14	24	6	9-4	3.91

NORFOLK Panthers | Maroon/White | 28-14

Superintendents: Dr. Jami Jo Thompson, Fr. Pat McLaughlin, Dan Sievert
Principals: Derek Ippensen, Amy Wattier, Dan Sievert
Athletic Directors: John Erwin, Jeff Bellar, Darin Suckstorf
NSAA Team Enrollment: 563
Conference: Heartland Athletic Conference
Head Coach: Derek Siedschlag
Assistant Coaches: Sean Wetterberg, Robert Padilla, Katie Uttecht, Jeff Pasold
State Tournament Appearances: 4
Most Recent State Tournament: 2006



Season Record 28-14

Lincoln Southwest	L	0-12
Lincoln Southwest	W	7-5
Grand Island	L	2-3
Grand Island	W	6-3
Lincoln Northeast	W	10-2
Lincoln Northeast	W	7-4
Lincoln Southeast	W	3-1
Lincoln Southeast	W	12-9
Hastings	L	2-4
Lincoln Southwest	L	3-5
Malcolm	W	6-3
Lincoln North Star	W	10-6
Lincoln North Star	W	9-0
Columbus	L	3-4
Fremont	W	11-0
Omaha Marian	L	2-6
Fremont	W	13-0
Fremont	L	4-5
South Sioux City	W	10-0
Kearney	L	2-10
Kearney	W	7-3
Lincoln High	W	15-4
Lincoln High	W	7-0
Columbus	W	3-0
Elkhorn	L	1-7
Beatrice	L	7-8
Lincoln East	L	3-4
Lincoln East	W	5-3
Lincoln Southeast	W	12-4
McCook	W	7-0
Lincoln Pius X	W	16-4
Lincoln Pius X	L	1-2
Columbus	W	11-1
Columbus	W	12-10
Lincoln Northeast	W	10-0
Lincoln Southeast	W	16-3
Lincoln Pius X	L	0-2
Lincoln Southeast	W	8-0
Lincoln Southeast	W	10-2
Omaha Marian	L	1-9
Omaha Marian	W	4-3
Omaha Marian	W	13-2

No.	Name	GR	POS	BA	AB	H	R	RBI	HR	W-L	ERA
2	Zoey Nielsen	9	INF	1.000	1	1	13	1	0		
3	Reilly Vrbsky	10	OF	.000	0	0	2	0	0		
4	Ryllee Hoppe	12	Util	.288	73	21	14	20	5		
7	Kylie Baumgard	9	C/OF	.333	48	16	15	5	0		
8	Payton Schnoor	10	OF	.421	121	51	52	17	1		
9	Ava Borgman	11	OF	.418	122	51	30	36	6		
12	Kierstyn Linn	9	P	.300	10	3	1	2	0	2-2	5.03
13	Kaia Kollmar	11	OF	.200	10	2	7	2	0		
14	Cara Graae	12	1B	.294	17	5	8	3	0		
15	Emerson Waldow	10	2B	.440	125	55	37	55	5		
19	Miley Wichman	10	C/OF	.386	132	51	22	33	6		
21	Tara Koch	12	P/1B	.274	95	26	19	19	1	5-3	5.94
24	Cydnee Hopkins	12	3B	.269	78	21	14	11	1		
25	Taylor Schmidt	12	SS	.383	107	41	38	20	1		
27	Jessica Schmidt	10	P/1B	.381	105	40	8	30	1	20-9	2.35



Little Caesars®



Thank you to Little Caesars For Donating Pizza for the State Tournament Qualifying Teams



**HOT-N-Ready
ALL DAY - EVERY DAY**

LARGE PIZZA \$6
Pepperoni, Beef or Cheese



HASTINGS
314 N. Burlington Avenue
402-462-5220



Class B

NSAA Softball Bracket



Game 1 • Field 1 • Oct. 13 • 11:30 am

#1
 **Omaha Skutt Catholic**
 SkyHawks (29-0) 46.7586
 vs.
 #8
 **Norris**
 Titans (17-14) 42.6129



Game 2 • Field 4 • Oct. 13 • 11:30 am

#4
 **Bennington**
 Badgers (25-4) 45.3448
 vs.
 #5
 **Northwest**
 Vikings (27-7) 44.7059

Game 3 • Field 3 • Oct. 13 • 11:30 am

#3
 **Wahoo**
 Warriors (27-3) 45.4000
 vs.
 #6
 **Scottsbluff**
 Bearcats (29-7) 43.2778

Game 4 • Field 2 • Oct. 13 • 11:30 am

#2
 **Hastings**
 Tigers (32-4) 45.9167
 vs.
 #7
 **Elkhorn**
 Antlers (17-14) 42.8387

Game 7 • Field 3 • Oct. 14 • 9:00 am

Loser Game 1 vs. Loser Game 2

Game 9 • Field 2 • Oct. 14 • 2:00 pm

Loser Game 6 vs. Winner Game 7

Game 8 • Field 4 • Oct. 14 • 9:00 am

Loser Game 3 vs. Loser Game 4

Game 10 • Field 1 • Oct. 14 • 2:00 pm

Winner Game 8 vs. Loser Game 5

Game 5 • Field 3 • Oct. 13 • 4:30 pm

Winner Game 1 vs. Winner Game 2

Game 11 • Field 1 • Oct. 14 • 4:30 pm

Winner Game 5 vs. Winner Game 6

Game 6 • Field 4 • Oct. 13 • 4:30 pm

Winner Game 3 vs. Winner Game 4

Championship
Game 14 • Field 4 • Oct. 15 • 2:00 pm

Winner Game 11 vs. Winner Game 13

Game 15 • Field 4 • Oct. 15

If Needed – 30 minutes after conclusion of Game 14

Game 13 • Field 4 • Oct. 15 • 11:30 am

Winner Game 12 vs. Loser Game 11

Game 12 • Field 2 • Oct. 14 • 4:30 pm

Winner Game 9 vs. Winner Game 10

OMAHA SKUTT CATHOLIC SkyHawks | Kelly Green/Black/Silver | 29-0

Superintendent: Jeremy Moore
Principal: Rob Meyers
Athletic Director: Donn Kasner
NSAA Team Enrollment: 217
Conference: River Cities
Head Coach: Keith Engelkamp
Assistant Coaches: Tim Hartigan, David Emanuel, Dick Jablonski, Erin McGonigal
State Tournament Appearances: 12
Most Recent State Tournament: 2020
State Championship Years: B/2011, B/2013, B/2020
Runner-up: B/2008



Season Record 29-0

Omaha Marian	W	2-0
Papillion-LaVista	W	14-1
McCook	W	11-0
North Platte	W	11-7
Kearney	W	8-0
Lincoln Southeast	W	11-0
Beatrice	W	9-1
Lincoln Southwest	W	4-0
Gretna	W	4-3
Omaha Gross Catholic	W	8-0
Norris	W	10-1
Lincoln Pius X	W	11-1
Hastings	W	1-0
Lincoln Pius X	W	7-2
Platteview	W	11-1
South Sioux City	W	16-1
Omaha Mercy	W	11-0
Fremont	W	8-0
Grand Island	W	4-2
Lincoln North Star	W	8-2
Elkhorn South	W	10-0
Duchesne/Roncalli	W	13-0
Waverly	W	6-0
Duchesne/Roncalli	W	9-0
Omaha Gross Catholic	W	9-0
Blair	W	12-0
Platteview	W	15-0
O'Neill	W	11-1
O'Neill	W	11-0

No.	Name	GR	POS	BA	AB	H	R	RBI	HR	W-L	ERA
	Faith Bonar	11									
4	Lauren Spizzirri	10	INF	.310	58	18	11	16	0		
5	Brianna Wiese	9	C	.333	3	1	4	0	0		
6	Kaitlin Foral	11	C/3B	.462	78	36	12	23	4		
7	Ashley Fritton	11	OF	.388	67	26	22	11	0		
11	Riece Kahler	11	2B	.400	75	30	24	22	4		
12	Hannah Camenzind	12	P/CF	.658	79	52	51	53	18	14-0	1.23
13	Andrea O'Neill	9	P	.000	1	0	0	0	0		
15	Margaret Vosik	9	INF	.143	7	1	3	3	0		
16	Lauren Camenzind	12	SS	.468	79	37	48	29	11		
17	Gabrielle Heckenlively	11	OF	.053	19	1	2	2	0		
18	Ruby Meylan	12	P/1B	.527	74	39	31	40	16	15-0	0.37
20	Keslyn Kobza	9	OF	.000	9	0	3	0	0		
25	Bianca Callabretto	9	OF	.119	42	5	14	6	0		
27	Isabella DiMari	9	INF/OF	.328	58	19	17	11	1		
28	Hannah DeSantis	9	OF	.333	3	1	21	1	0		
33	Paige Roessner	12	C	.348	46	16	2	13	2		

NORRIS Titans | Red/Navy Blue/White | 17-14

Superintendent: Dr. John Schwartz
Principal: Nate Seggerman
Athletic Director: Dr. Mitchell Stine
NSAA Team Enrollment: 250
Conference: Eastern Midlands
Head Coach: Kyle McMurray
Assistant Coaches: Dani White, Scott Kohout, Brett Behrends, Marisa Garver
State Tournament Appearances: 9
Most Recent State Tournament: 2020



Season Record 17-14

Beatrice	L	2-10
Southern/Diller-Odell	W	12-0
Northwest	W	5-2
Hastings	L	6-15
Crete	W	8-7
Northwest	W	4-3
Lincoln Pius X	W	9-0
Elkhorn South	L	2-8
Blair	W	9-1
Seward	L	0-3
Elkhorn North	W	6-2
Omaha Skutt Catholic	L	1-10
Blair	W	4-3
Waverly	W	11-0
Bennington	L	2-3
Lincoln Pius X	L	8-9
Elkhorn	L	8-12
Hastings	L	0-11
Lincoln Pius X	W	13-4
York	W	10-4
Waverly	W	10-5
Bennington	L	2-12
North Platte	W	5-1
Blair	L	5-13
Lincoln East	L	6-9
Wahoo	W	5-2
Fairbury	W	3-0
Beatrice	L	2-6
Beatrice	L	6-7
Beatrice	W	12-7
Beatrice	W	10-9

No.	Name	GR	POS	BA	AB	H	R	RBI	HR	W-L	ERA
1	Alexis Bishoff	11	C	.407	91	37	25	21	6		
2	Reese Snell	12	OF	.238	42	10	9	7	3		
3	Lenah Hillis	10	INF	.364	11	4	4	3	0		
4	Jacee Carlow	12	P	.287	87	25	6	14	2	14-10	4.48
5	Alexis Bryant	11	OF	.304	56	17	16	17	4		
7	Teagan Bade	12	P	.200	5	1	5	0	0	1-1	8.40
8	Maisie Brown	11	INF	.330	88	29	21	18	6		
9	Addison Burbach	9	OF	.000	1	0	12	0	0		
10	McKenna Becher	12	OF	.410	105	43	27	31	8		
11	Brenli Solano	11	P	.261	88	23	17	12	0	2-3	5.03
12	Ryleigh Ossowski	11	C	.196	51	10	4	6	0		
13	Eve Pavelka	10	INF	.000	0	0	0	0	0		
14	Rachel Rhoades	9	INF	.000	0	0	0	0	0		
15	Briana Clements	11	OF	.500	2	1	0	1	0		
16	Riane Hicks	10	OF	.000	0	0	0	0	0		
17	Trinity Becher	10	OF	.000	1	0	1	0	0		
18	Delaney White	12	INF	.414	99	41	22	21	2		
19	Faith Reynolds	10	INF	.000	0	0	0	0	0		
20	Sage Burbach	11	INF	.326	92	30	17	12	3		

BENNINGTON Badgers | Royal Blue/White | 25-4

Superintendent: Dr. Terry Haack
Principal: Dr. Matt Blomenkamp
Athletic Director: Chris Kessell
NSAA Team Enrollment: 343
Conference: Eastern Midlands Conference
Head Coach: Landon Blanchard
Assistant Coaches: Collin McClain, Marissa Hoff, Katie Ruwe
State Tournament Appearances: 8
Most Recent State Tournament: 2011
Runner-up: C/2008, B/2010



Season Record 25-4

Gretna	W	8-6
Lincoln North Star	W	3-2
Papillion-LaVista	W	10-4
Omaha Westside	W	10-2
Elkhorn South	L	12-14
Beatrice	W	5-3
Seward	W	9-1
Central City	W	15-2
Fairbury	W	10-0
Omaha Mercy	W	10-0
Duchesne/Roncalli	W	12-0
South Sioux City	W	7-0
Wahoo	L	1-2
Elkhorn	W	8-3
Waverly	W	8-1
Elkhorn	W	8-0
Norris	W	3-2
Waverly	W	8-5
Bellevue East	W	8-3
Norris	W	12-2
Millard South	W	3-1
Northwest	L	1-4
Hastings	L	8-9
Elkhorn North	W	13-3
Blair	W	9-3
Elkhorn	W	9-8
Cass	W	10-0
Aurora	W	6-4
Aurora	W	10-0

No.	Name	GR	POS	BA	AB	H	R	RBI	HR	W-L	ERA
1	Hailee Peterson	12	RF	.329	79	26	18	23	3		
2	Morgan Dreesen	11	2B	.284	88	25	20	23	1		
4	Maddie Scobee	10	3B	.410	83	34	38	27	3		
5	Olivia Wiese	11	Util	.000	4	0	19	0	0		
6	Olivia Belmudez	12	LF	.246	57	14	12	9	0		
7	Abi Brown	11	C	.440	84	37	8	34	8		
8	Paige Wright	12	Util	.000	2	0	29	0	0		
9	Hailli Vercoe	11	Util	.138	29	4	7	3	0		
10	Julissa Hauder	10	OF	.432	37	16	10	12	1		
11	Taylor Sedlacek	12	SS	.450	80	36	46	18	9		
12	Kennedy Cobb	12	OF	.000	0	0	0	0	0		
13	Bayler Holdorf	10	OF	.000	2	0	0	0	0		
14	Cheyenne Flynn	12	CF	.352	71	25	20	23	1		
15	Ashley Dierks	10	INF	.167	6	1	0	1	0		
16	Olivia Fehlhaber	11	1B	.091	11	1	1	2	0		
18	Daisy Lowther	12	P	.543	81	44	5	39	5	22-4	2.500
19	Maya Flynn	12	OF	.000	3	0	2	0	0		
20	Hannah Thacker	12	OF	.000	0	0	0	0	0		
21	Rylee Reimer	10	INF	.000	1	0	0	0	0		
24	Reese Smith	11	P	.500	4	2	1	0	0	.875	2-0

NORTHWEST Vikings | Black/Vegas Gold/White | 27-7

Superintendents: Dr. Jeffrey Edwards, Jordan Engle, Terry Zessin
Principals: Tim Krupicka, Jordan Engle, Dr. Stuart Lenz
Athletic Director: Matt Fritsche
NSAA Team Enrollment: 260
Conference: Central 10 Conference
Head Coach: Mitch Sadd
Assistant Coaches: Dave Prokesh, Natalie Starostka, Sara Olsen, Bailey Bryant
State Tournament Appearances: 6
Most Recent State Tournament: 2020



Season Record 27-7

Hastings	L	8-9
Beatrice	L	4-5
Norris	L	2-5
Lexington	W	11-1
Norris	L	3-4
Elkhorn South	W	4-0
Lincoln Pius X	W	3-2
Kearney	W	11-3
Kearney	W	3-1
Malcolm	W	14-0
Scottsbluff	W	9-2
Milford	W	12-0
Waverly	W	4-0
GICC	W	13-1
North Platte	L	2-5
North Platte	W	10-3
Aurora	W	6-2
Cozad	W	11-1
Aurora	W	10-0
Scottsbluff	W	14-8
CCV	W	10-0
York	W	10-0
Adams Central	W	6-1
Holdrege	W	10-0
Bennington	W	4-1
Hastings	L	3-8
Millard South	W	5-0
Lexington	W	7-0
Adams Central	W	14-4
York	W	10-0
Hastings	L	1-12
Adams Central	W	6-1
Wayne	W	8-0
Wayne	W	14-0

No.	Name	GR	POS	BA	AB	H	R	RBI	HR	W-L	ERA
1	Maddy Cushing	11	INF	.345	84	29	24	23	0		
2	Reagan Fries	12	INF	.000	3	0	1	0	0		
3	Reba Mader	12	INF	.313	96	30	34	17	1		
4	Reyse Zobel	9	C	.388	80	31	11	38	6		
5	Emma Sundberg	12	OF	.250	36	9	15	3	0		
6	Grace Baasch	11	INF	.409	93	38	42	36	5		
8	Avyn Urbanski	11	OF	.409	110	45	39	23	1		
9	Kamrynn Mings	10	OF	.230	61	14	22	8	0		
10	Ava Smith	9	INF	1.000	1	1	1	1	0		
11	Miah Kenny	10	C	.000	1	0	0	0	0		
13	Ava Laurent	11	P	.305	59	18	1	19	1	19-6	1.64
15	Ahdri Medrano	12	INF	.298	94	28	16	20	1		
17	Kylie Caspersen	10	P	.329	70	23	9	11	0	8-1	1.74
19	Taryn Torson	10	P	.000	1	0	0	0	0		
21	Jo Bandt	11	C	.214	28	6	5	6	1		
22	Maddie John	10	INF	.250	4	1	18	0	0		
23	Kayla Koehn	10	INF	.750	4	3	2	3	0		
24	Layla Hopkins	10	OF	.000	1	0	0	0	0		
26	Kyra Ray	9	OF	.480	25	12	20	5	0		
27	Schylar Packer	11	INF	.500	4	2	2	1	0		

WAHOO Warriors | Blue/Gold | 27-3

Superintendent: Brandon Lavaley
Principal: Vernon Golladay
Athletic Director: Robert Barry
NSAA Team Enrollment: 111
Conference: Trailblazer Conference
Head Coach: Katrina Christen
Assistant Coaches: Elizabeth Gregg and Ashley Otte
State Tournament Appearances: 11
Most Recent State Tournament: 2015
State Championship Years: C/2010, C/2011, C/2013



Season Record 27-3

Plattsmouth	W	10-2
Seward	W	7-4
NEN	W	7-6
Hastings St. Cecilia	W	4-2
Milford	W	10-1
Freeman	W	9-2
Cass	W	12-1
Yutan/Mead	W	9-2
Beatrice	L	0-6
Crete	W	1-0
Ashland-Greenwood	W	9-5
Waverly	W	7-4
Bennington	W	2-1
Nebraska City	W	8-7
DC West/Concordia	W	11-0
Tekamah-Herman	W	10-2
Ralston	W	1-0
York	W	10-2
GICC	W	7-2
Platteview	W	18-0
Plattsmouth	W	12-0
Ralston	W	5-4
Beatrice	L	3-7
Norris	L	2-5
Arlington	W	10-1
Omaha Gross Catholic	W	5-0
Beatrice	W	7-4
NEN	W	6-1
Gering	W	8-0
Gering	W	8-0

No.	Name	GR	POS	BA	AB	H	R	RBI	HR	W-L	ERA
1	Sidney Smart	10	2B/SS	.340	94	32	28	23	4	0	0
2	Tabitha Cooney	12	LF	0.000	3	0	1	0	0	0	0
3	Harper Hancock	11	CF	.257	70	18	18	9	0	0	0
4	Adelia Dunlap	9	Util	0.000	0	0	14	0	0	0	0
5	Brynna Fairbanks	10	Util	0.000	0	0	2	0	0	0	0
6	Autumn Iversen	11	P/SS	.495	97	48	41	34	17	14-3	1.509
7	Abigail Borchers	12	2B/RF	.246	65	16	14	12	0	0	0
8	Jaiden Swanson	11	P/1B	.345	84	29	11	18	0	12-0	2.27
12	Madelyn Snyder	9	P/OF	0.000	0	0	0	0	0	0	0
16	Ava Lausterer	10	INF	.353	17	6	23	5	1	0	0
17	Lillian Harris	10	Util	0.000	3	0	2	0	0	0	0
18	Katelyn Urban	12	C	.374	91	34	3	27	3	0	0
19	Rebecca Wotipka	12	1B	.253	75	19	17	20	3	0	0
22	Kylee Kenning	12	3B	.333	81	27	15	19	1	0	0
24	Lanta Hitz	10	Util	.174	23	4	20	3	0	0	0
27	Rylee Koehler	12	RF	.192	52	10	8	6	1	0	0
29	Nicki Walla	12	OF	.200	5	1	2	2	0	0	0
30	Kassidy Beavers	10	P/1B	1.000	1	1	0	1	0	0	0

SCOTTSBLUFF Bearcats | Red/White | 29-7

Superintendent: Andrew Dick
Principal: Justin Shaddick
Athletic Director: Dave Hoxworth
NSAA Team Enrollment: 403
Conference: Greater Nebraska/Western
Head Coach: Dan Fox
Assistant Coaches: Sara Klein, Tonya Castle, Krista Sarchet
State Tournament Appearances: 2
Most Recent State Tournament: 2011



Season Record 29-7

Lexington	W	19-1
Alliance	W	18-3
Gothenburg	W	11-0
Adams Central	W	10-9
Sterling, CO	W	12-9
Gering	L	6-8
Chase County	W	21-2
Chase County	W	23-0
Chadron	W	8-3
Holyoke, CO	W	15-0
Holyoke, CO	W	14-1
Northwest	L	2-9
Fairbury	W	12-3
Elkhorn North	W	6-4
Alliance	W	11-0
Alliance	W	17-2
Gering	W	11-1
Chadron	W	7-1
Hershey	W	7-0
North Platte	L	1-9
North Platte	L	0-11
Gering	W	14-5
Northwest	L	8-14
Southern Valley/Alma	W	8-2
NEN	W	5-4
Alliance	W	10-0
North Platte	L	0-9
McCook	W	7-6
Gothenburg	W	10-1
Southern Valley/Alma	W	11-1
St. Paul	W	10-0
Chadron	W	15-0
Alliance	W	12-2
Gering	L	4-13
Omaha Gross Catholic	W	11-10
Omaha Gross Catholic	W	14-12

No.	Name	GR	POS	BA	AB	H	R	RBI	HR	W-L	ERA
1	Mariyah Avila	12	2B	.383	107	41	46	25	1	0	0
2	Brady Laucomer	12	SS	.500	100	50	54	69	14	0	0
3	Alex Jones	12	Util	.455	112	51	52	17	1	0	0
5	Dyllan Gies	10	Util	.000	0	0	0	0	0	0	0
6	Aleigh Portenier	10	Util	1.00	1	1	12	0	0	0	0
9	Jeca Anaya	12	OF	.273	33	9	16	12	0	2-1	5.86
10	Smalls Rodriguez	9	INF	.333	3	1	10	0	0	0	0
11	Marly Laucomer	10	3B	.310	71	22	23	15	3	0	0
12	Tatum Heimerman	10	OF	.427	89	38	42	28	7	0	0
14	Sasha Paez	12	1B	.293	92	27	15	18	0	0	0
15	Aubrey Barrett	11	P	.296	27	8	5	4	0	13-5	5.21
17	Elizabeth Fuss	11	P	.500	4	2	1	3	0	12-1	3.17
20	Piper Ryschon	11	INF	.000	2	0	6	0	0	0	0
21	Taryn Spady	11	CF	.415	106	44	43	50	9	0	0
23	Aspyn Andreas	10	OF	.000	2	0	0	0	0	0	0
29	Zoey Paez	10	DP	.456	57	26	11	26	4	0	0
33	Reagan Churchill	12	C	.323	62	20	13	12	2	0	0

HASTINGS Tigers | Orange/Black | 32-4

Superintendent: Jeff Schneider
Principal: Thomas Szlanda
Athletic Director: Tracy Douglas
NSAA Team Enrollment: 388
Conference: Greater Nebraska
Head Coach: Ashley Speak
Assistant Coaches: Tom Johnsen, Blake Marquardt, Nate Story
State Tournament Appearances: 11
Most Recent State Tournament: 2020
Runner-up: B/2020




Season Record 32-4

Northwest	W	9-8
Beatrice	W	14-6
Norris	W	15-6
Grand Island	W	9-1
Grand Island	W	12-2
Lincoln Southwest	W	6-1
Norfolk	W	4-2
Malcolm	W	4-2
York	W	12-0
Elkhorn	L	10-11
Ralston	W	14-0
Aurora	W	12-2
Cozad	W	13-1
McCook	W	9-1
Adams Central	W	17-3
Holdrege	W	14-0
McCook	W	8-0
Adams Central	W	10-0
Omaha Skutt Catholic	L	0-1
McCook	W	11-0
Norris	W	11-0
Lexington	W	11-1
Gretna	L	0-9
Millard South	L	6-8
Northwest	W	8-3
Bennington	W	9-8
Aurora	W	21-2
GICC	W	16-1
Kearney	W	9-0
Kearney	W	11-1
North Platte	W	5-4
North Platte	W	14-2
Northwest	W	12-1
GICC	W	13-1
Crete	W	12-0
Crete	W	9-0

No.	Name	GR	POS	BA	AB	H	R	RBI	HR	W-L	ERA
4	Kaitlyn Laux	12	SS	.316	79	25	28	22	1		
5	Makenzie Nollette	9	OF	1.000	1	1	2	0	0		
7	Samantha Schmidt	11	CF	.526	114	60	54	46	9		
8	Mckinsey Long	12	2B	.386	70	27	26	18	2		
9	Kaelan Schultz	12	3B	.598	97	58	59	60	20		
10	Peytin Hudson	12	P	.400	100	40	20	41	5	13-0	2.067
12	Madison Wenzl	9	Util	.000	0	0	0	0	0		
14	Delaney Mullen	12	1B	.455	101	46	33	46	4		
15	Faith Molina	12	P	.547	106	58	43	44	12	17-4	2.810
18	Emma Synek	11	Util	.352	71	25	25	14	2		
19	Grayce Beck	9	C	.333	12	4	0	7	0		
22	Alyssa Breckner	11	OF	.281	32	9	10	9	1	2-0	1.750
23	Sydni Johnson	12	Util	.375	8	3	33	1	0		
24	Eleanor Oliver	11	Util	.333	6	2	9	1	0		
25	Carly Davis	11	2B	.000	0	0	0	0	0		
27	Carlie Muhlbach	9	C	.400	5	2	1	2	0		
30	Emma Landgren	10	OF	.394	71	28	25	28	4		

ELKHORN Antlers | Red/White | 17-14

Superintendent: Dr. Bary Habrock
Principal: Mark Schroeder
Athletic Director: Sara Fjell
NSAA Team Enrollment: 269
Conference: Eastern Midlands
Head Coach: Allen Schutte
Assistant Coaches: Tim Peterson, Nicole Reznicek, Brian Richter, Kaylee Schutte
State Tournament Appearances: 18
Most Recent State Tournament: 2020
State Championship Years: B/2004, B/2005, B/2006, B/2007, B/2014, B/2018
Runner-up: B/2000, B/2001, B/2012, A/2019



Season Record 17-14

Omaha Burke	W	14-2
Elkhorn South	L	1-9
North Platte	L	1-8
Gretna	L	5-10
Waverly	L	5-13
York	W	10-2
Columbus	W	9-2
Lincoln Northeast	W	4-3
Omaha Gross Catholic	W	5-4
Ralston	W	5-1
Hastings	W	11-10
Gretna	L	3-15
Bennington	L	3-8
Blair	W	15-2
Bennington	L	0-8
Elkhorn North	W	7-6
Blair	L	7-8
Norris	W	12-8
Columbus	L	3-10
Norfolk	W	7-1
Beatrice	W	10-1
Elkhorn South	L	11-21
Omaha Westside	W	10-3
Omaha Marian	L	2-9
Lincoln Pius X	L	5-9
Lincoln Southwest	L	2-9
Elkhorn North	W	12-2
Bennington	L	8-9
Elkhorn North	W	9-1
Waverly	W	9-1
Waverly	W	11-2

No.	Name	GR	POS	BA	AB	H	R	RBI	HR	W-L	ERA
1	Gabrielle Ladehoff	11	C	.000	0	0	0	0	0		
2	Emerson Karstens	9	P	.000	2	0	0	0	0	2-0	5.25
3	Camryn Cramer	12	1B	.312	93	29	18	28	3		
4	Mya Larsen	10	2B	.434	76	33	29	21	1		
5	Jordyn Rochholz	11	SS	.372	86	32	23	11	0		
6	Reese Turman	9	1B	.000	0	0	0	0	0		
7	Ella Dalton	12	CF	.495	95	47	38	31	4		
10	Rylee Bruno	10	RF	.250	4	1	4	0	0		
11	Isabelle Pagan	12	3B	.409	66	27	12	17	1		
12	Emma Hague	11	LF	.405	74	30	27	20	4		
13	Paige Riley	11	2B	.250	16	4	5	4	0		
16	Ameri Ueckert	9	C	.000	0	0	0	0	0		
17	Preslee Yager	9	OF	.000	0	0	1	0	0		
18	Jayci Jarvinen	12	OF	.267	75	20	16	13	0		
19	Ava Anderson	11	INF	.000	5	0	18	0	0		
20	Claire Nuismier	10	RF	.398	88	35	14	25	3	11-5	4.83
27	Makailey Beekman	10	3B	.125	8	1	4	2	0		
30	Kendall Rager	11	3B	.250	40	10	2	8	2		
33	Annabelle Hensley	10	C	.163	49	8	4	8	4		
40	Kendra Mitchell	11	P	.364	11	4	1	3	1	4-9	5.52



**HASTINGS
PUBLIC SCHOOLS**

Assuring the essential.
Expanding the possible.

BOARD OF EDUCATION
Jim Boeve, Board President
John Bohnam, Vice President
Sharon Brooks
Brent Gollner
Jodi Graves
Chris Shade
Tracey Katzberg
Laura Schneider
Becky Sullivan

ADMINISTRATION

Jeff Schneider, Superintendent
Lawrence Tunks, Director of Learning
Kandace Garwood, Director of Student Services
Trent Kelly, Director of Technology and Operations
David Essink, Director of Human Resources
Tom Szlanda, Principal
Rick Ripperger, Assistant Principal
Brian Laux, Assistant Principal
Tracy Douglas, Activities Director

Congratulations to all of the participating teams
and their fans! You can be proud of what
you have accomplished.

Hastings Public Schools welcomes you, and we
commit ourselves to doing whatever it takes to
assure you a great tournament experience.

Eileen's
COLOSSAL
COOKIES ONLINE
ORDERING

DOWNLOAD APP



order.eileenscookies.com

**Congratulations teams on
making it to the
High School State
Softball Tournament**

**The community of Hastings
welcomes you and your families!**



**Hastings Area Chamber of Commerce
301 South Burlington, Hastings, NE 68901**

Explore
HASTINGS

ADAMS COUNTY
VISIT
HASTINGS
Nebraska
CONVENTION AND VISITORS BUREAU

SHOP DOWNTOWN

ENJOY PUBLIC PARKS VISIT MUSEUMS

Find what you are looking for in Adams County.

VisitHastingsNebraska.com

402-461-2370 | 219 N Hastings Ave | Hastings, NE |

Adams County Convention & Visitors Bureau
proudly serving Adams County and the Hastings community!

2020 Team Champions



SOUTHEAST COMMUNITY COLLEGE

STORM

Follow Your DREAMS!

- * *Competitive schedule featuring opponents from Nebraska and surrounding states*
- * *Make an immediate impact at the collegiate level*
- * *Affordable route to a two- or four-year degree*

Want to become part of Storm Softball? Contact Jodi at 402-806-0518 or jdeboer@southeast.edu

www.sccstorm.com



WATCH HIGH SCHOOL SPORTS LIVE ON THE NFHS NETWORK

Stream **LIVE** or On Demand from any device.



Desktop



Mobile



Tablet



Connected Apps



WWW.NFHSNETWORK.COM

SUBSCRIBE | FOLLOW | WATCH

Class C

NSAA Softball Bracket

Game 1 • Field 1 • Oct. 13 • 2:00 pm



#1
Bishop Neumann
Cavaliers (30-2) 46.1875
vs.



#8
Cozad
Haymakers (24-11) 42.7143

Game 2 • Field 4 • Oct. 13 • 2:00 pm



#4
Yutan/Mead
Patriots (27-5) 44.2813
vs.



#5
Malcolm
Clippers (23-9) 44.0313

Game 3 • Field 3 • Oct. 13 • 2:00 pm



#3
Guardian Angels CC
Bluejays (22-7) 44.3103
vs.



#6
Freeman
Falcons (22-7) 43.3793

Game 4 • Field 2 • Oct. 13 • 2:00 pm



#2
Hastings St. Cecilia
Hawkettes (28-7) 44.7429
vs.



#7
Kearney Catholic
Stars (29-6) 43.2857

Game 7 • Field 3 • Oct. 14 • 11:30 am

Loser Game 1 vs. Loser Game 2

Game 9 • Field 3 • Oct. 14 • 2:00 pm

Loser Game 6 vs. Winner Game 7

Game 8 • Field 4 • Oct. 14 • 11:30 am

Loser Game 3 vs. Loser Game 4

Game 10 • Field 4 • Oct. 14 • 2:00 pm

Winner Game 8 vs. Loser Game 5

Game 5 • TBA • Oct. 13 • 7:00 pm

Winner Game 1 vs. Winner Game 2

Game 11 • TBA • Oct. 14 • 7:00 pm

Winner Game 5 vs. Winner Game 6

Game 6 • TBA • Oct. 13 • 7:00 pm

Winner Game 3 vs. Winner Game 4

Game 15 • Field 1 • Oct. 15

If Needed – 30 minutes after conclusion of Game 14

Championship
Game 14 • Field 1 • Oct. 15 • 2:00 pm

Winner Game 11 vs. Winner Game 13

Game 13 • Field 1 • Oct. 15 • 11:30 am


Winner Game 12 vs. Loser Game 11

Game 12 • TBA • Oct. 14 • 7:00 pm

Winner Game 9 vs. Winner Game 10

BISHOP NEUMANN Cavaliers | Scarlet/Gold/Gray | 30-2

Superintendent: Fr. Lee Jirovsky
Principal: John Kreikemeier
Athletic Director: Rick Ahrens
NSAA Team Enrollment: 70
Conference: Centennial
Head Coach: David Brabec
Assistant Coaches: Jonella Wonka, Bob Sloup, Brianna Brabec
State Tournament Appearances: 8
Most Recent State Tournament: 2020
State Championship Years: C/2017
Runner-up: C/2015, C/2018



Season Record 30-2

NEN	W	9-1
Centennial	W	12-2
FCEMF	W	8-1
Ashland-Greenwood	W	8-5
Aquinas Catholic	W	8-3
West Point-Beemer	W	19-0
Tekamah-Herman	W	12-0
Guardian Angels Central Catholic	W	3-0
Highway 91	W	13-1
Wayne	W	10-5
Fort Calhoun	W	19-0
Guardian Angels Central Catholic	W	6-4
GICC	W	11-4
Hastings St. Cecilia	W	8-6
Yutan/Mead	L	2-5
Omaha Mercy	W	10-2
Wayne	W	11-1
South Sioux City	W	13-0
Fairbury	W	10-4
Seward	W	11-8
DC West/Concordia	W	13-1
Aurora	W	11-0
Crete	W	14-4
Elkhorn North	W	10-6
Blair	W	7-4
Guardian Angels Central Catholic	W	19-11
Aquinas Catholic	W	8-2
Malcolm	L	4-8
West Point-Beemer	W	21-0
Freeman	W	10-2
Polk County	W	9-1
Polk County	W	9-0

No.	Name	GR	POS	BA	AB	H	R	RBI	HR	W-L	ERA
1	Lainey Weist	11	OF	.143	7	1	5	1	0	1-0	0.000
2	Adelyn Zwick	9	OF	.000	2	0	0	0	0	1-0	4.67
3	Grace Sullivan	12	OF	.444	18	8	22	10	1		
4	Aubrey Sylliaasen	11	INF	.500	106	53	34	28	2	3-0	1.50
5	Hattie Bohac	12	C	.500	90	45	7	53	5		
6	Ela Lanik	10	OF	1.000	2	2	12	1	0		
7	Grace Schulz	11	INF	.433	60	26	20	28	4		
9	Avery Mayberry	11	OF	.432	88	38	30	36	3		
11	Elizabeth Lilly	10	INF	0.000	0	0	27	0	0		
14	Kaysha Swartz	11	INF	.364	66	24	31	21	2		
16	Teresa Quinn	12	OF	.357	28	10	33	13	1		
17	Logan Sylliaasen	11	INF	.407	86	35	30	28	4	0-0	14.00
18	Emma Reitz	10	C	.500	2	1	1	0	0		
19	Hilary Kabourek	11	INF	.556	9	5	8	3	1		
20	Jillian Johnson	9	OF	1.000	1	1	0	0	0		
22	Bridget Whitney	9	INF	.167	6	1	1	1	0		
23	Mary Chvatal	12	INF	.484	91	44	53	27	2		
24	Emma Kavan	12	OF	.433	90	39	24	31	0		
26	Kya Swartz	11	INF	.200	5	1	2	3	0		
30	Macy Sabatka	12	P	.434	53	23	0	14	0	25-2	2.97

COZAD Haymakers | Red/Black | 24-11

Superintendent: Angela Simpson
Principal: Corey Fisher
Athletic Director: Jeremy Yilk
NSAA Team Enrollment: 88
Conference: Southwest
Head Coach: Ashley Ford
Assistant Coaches: Brent Dinslage, Samantha Crick
State Tournament Appearances: 16
Most Recent State Tournament: 2019
State Championship Years: C/2001, C/2002
Runner-up: B/1999, C/2016



Season Record 24-11

Hershey	W	12-0
Crete	L	1-2
Malcolm	L	0-2
St. Paul	W	7-5
Holdrege	W	12-4
Gothenburg	W	2-1
Fremont	W	8-7
Omaha Westside	W	2-1
Blair	L	6-17
McCook	W	8-4
Minden	W	4-1
Aurora	L	0-10
Hastings	L	1-13
Southern Valley/Alma	W	13-5
FCEMF	W	4-3
Ord	W	11-0
Kearney Catholic	L	2-3
Lexington	W	7-6
Northwest	L	1-11
Alliance	W	7-0
Ralston	L	0-1
Chadron	W	10-2
Chase County	W	10-0
Gering	W	9-8
Chase County	W	15-0
Gering	W	8-7
Adams Central	L	1-11
Kearney Catholic	L	6-10
Centennial	W	8-7
Southern/Diller-Odell	W	7-0
Gothenburg	W	8-5
Hershey	W	6-2
Auburn	L	3-14
Auburn	W	15-12
Auburn	W	9-8

No.	Name	GR	POS	BA	AB	H	R	RBI	HR	W-L	ERA
00	Madison Sayer	9	INF	.255	98	25	21	39	5		
2	Lauren Eldridge	9	OF	.000	0	0	1	0	0		
4	Kinley Armagost	9	C	.000	0	0	6	0	0		
5	Reagan Armagost	12	P	.373	102	38	21	21	0	20-7	4.161
7	Shaundra Wiederholt	12	INF	.429	98	42	31	28	1		
8	Trinity Peltier	12	OF	.000	3	0	2	0	0		
12	Sofia Foster	11	INF	.167	6	1	1	1	0		
13	Taylor Howell	10	INF	.304	92	28	12	20	2	4-4	4.649
14	Madison Rowley	11	OF	.308	78	24	19	12	0		
18	Madelyn Spaulding	11	C	.222	81	18	10	24	4		
19	Aubree Eldridge	12	OF	.311	90	28	23	21	2		
20	McKenzie Munster	9	INF	.307	75	23	14	13	0		
22	Katie Wilson	12	OF	.440	91	40	49	8	0		
23	Kiley Porter	11	INF	.171	35	6	13	1	0		
30	London Costanza	9	INF	.000	1	0	0	0	0		

YUTAN/MEAD Patriots | Red/White/Blue | 27-5

Superintendents: Mitch Hoffer, P.J. Quinn
Principals: Brandy Thompson, Darin Kovar
Athletic Directors: Josh Lynch, Terry Hickman
NSAA Team Enrollment: 76
Conference: Nebraska Capitol Conference
Head Coach: Ryan Glatter
Assistant Coaches: Mike Davis, Brooke Campbell, Bill Watts, Ron Helmick
State Tournament Appearances: 5
Most Recent State Tournament: 2009
State Championship Years: C/2008
Runner-up: C/2006



Season Record 27-5

Schuyler	W	18-2
West Point-Beemer	W	16-0
North Bend Central	W	13-0
Raymond Central	W	8-0
North Bend Central	W	14-0
Logan View/Scribner-Snyder	W	12-0
Nebraska City	W	7-6
Wahoo	L	2-9
Auburn	W	8-5
Twin River	W	8-0
Bishop Neumann	W	5-2
Syracuse	W	14-4
Cass	W	10-0
Elkhorn North	W	9-7
Ashland-Greenwood	L	1-8
Tekamah-Herman	W	16-2
Aquinas Catholic	W	4-0
Omaha Mercy	W	10-0
Schuyler	W	17-0
Weeping Water	W	10-2
Guardian Angels Central Catholic	W	6-4
Ashland-Greenwood	L	1-3
Raymond Central	W	7-0
Cass	W	12-0
Fort Calhoun	W	8-0
Arlington	L	0-4
Ashland-Greenwood	W	9-2
Auburn	L	2-4
Arlington	W	4-2
Logan View/Scribner-Snyder	W	6-2
Aquinas Catholic	W	7-2
Aquinas Catholic	W	12-0

No.	Name	GR	POS	BA	AB	H	R	RBI	HR	W-L	ERA
00	Alexis Polak	11	OF	.211	38	8	10	5	2		
1	Maycee Hays	10	C	.360	75	27	25	30	2		
2	Savanna Hassler	11	Util	.250	8	2	1	0	0		
3	Emma Abraham	11	OF	.370	27	10	14	6	1		
6	Kendyl Egr	12	OF	.333	15	5	7	7	0		
7	Meghan Richards	12	Util	.700	10	7	10	2	0		
9	Emily Hebenstreit	12	3B	.407	81	33	34	25	1		
10	Riley Hannan	9	Util	.000	0	0	3	0	0		
11	Sophia Brennan	11	INF	.446	65	29	13	25	3		
14	Laura Kuhr	12	OF	.600	5	3	3	0	0		
19	Ella Watts	11	2B	.437	71	31	30	20	5	7-1	1.909
21	Taylor Novak	11	OF	.279	68	19	24	18	2		
23	Laycee Josoff	11	SS	.297	64	19	20	10	1		
24	Hailey Martin	10	OF	.000	0	0	0	0	0		
25	Alexis Pehrson	9	INF	.000	0	0	0	0	0		
30	Shaylynn Campbell	11	P	.500	92	46	39	34	5	16-4	2.093
42	Kaitlin Hansen	11	1B	.459	61	28	20	26	4	2-0	.000
44	Rylee Kirchmann	9	INF	1.000	1	1	0	2	0		
72	Andi Nelson	10	1B	.000	0	0	0	0	0		
99	Aubrie Pehrson	9	Util	.000	0	0	0	0	0		

MALCOLM Clippers | Royal Blue/White | 23-9

Superintendent: Ryan Terwilliger
Principal: Greg Adams
Athletic Director: Dallas Sweet
NSAA Team Enrollment: 82
Conference: East Central Nebraska
Head Coach: Andrew Edwards
Assistant Coaches: Travis Meyer, Ian Thompson, Rick Meyer
State Tournament Appearances: 5
Most Recent State Tournament: 2020
State Championship Years: C/2016
Runner-up: C/2017



Season Record 23-9

Auburn	W	14-13
Crete	W	7-3
Cozad	W	2-0
Aurora	W	10-0
Blair	L	0-7
NEN	W	9-3
Hastings	L	2-4
Lincoln Southwest	L	4-6
Norfolk	L	3-6
Milford	W	8-2
Northwest	L	0-14
FCMF	W	10-1
Fairbury	W	6-2
Cass	W	10-0
Raymond Central	W	12-0
Tekamah-Herman	W	11-6
Ashland-Greenwood	L	7-11
Seward	L	3-5
Fairbury	L	2-3
Centennial	W	11-1
Blue River	W	9-8
Freeman	L	1-4
Auburn	W	7-6
Freeman	W	7-6
Plattsmouth	W	8-0
Weeping Water	W	7-2
Bishop Neumann	W	8-4
Aquinas Catholic	W	14-4
Wilber-Clatonia	W	13-1
Aquinas Catholic	W	17-0
Arlington	W	11-1
Arlington	W	17-9

No.	Name	GR	POS	BA	AB	H	R	RBI	HR	W-L	ERA
2	Abbi Arroyo	12	P	.000	1	0	0	0	0	11-5	3.511
3	Jessica Sandell	9	RF/Util	.350	80	28	30	18	0		
4	Kiana Dostal	12	2B	.367	49	18	9	12	0		
5	Sidney Holliday	11	OF	.375	6	16	22	4	0		
6	Anna Schweitzer	10	Util	.000	0	0	11	0	0		
7	Katherine Lewis	12	Util	.000	0	2	0	0	0		
9	Alanea Babb	11	C/3B	.395	91	36	32	30	1		
10	Jaiden Helms	12	CF	.386	88	34	41	23	4		
11	Hana Maddox	12	1B	.154	2	13	0	3	0		
12	Elisa Paider	12	OF	.071	1	14	0	3	0		
13	Tekamah Bratsovsky	10	Util	.212	33	7	4	5	0		
14	Ava Helms	10	C/3B	.352	85	30	7	30	4		
15	Abigail Cantrell	12	1B/3B	.295	61	18	18	11	2		
16	Cora Schweitzer	12	LF	.301	17	63	19	18	3		
18	Karsyn Broders	11	OF	.000	1	0	0	0	0		
19	Keira Farritor	10	Util/DP	.322	59	19	12	15	1		
30	Alyssa Fortik	11	SS	.402	87	36	34	30	3		
32	Luci Brockhaus	10		.000	2	0	3	0	0		
34	Emma Brown	11	P/1B	.174	23	4	3	4	1	12-4	2.480

GUARDIAN ANGELS CENTRAL CATHOLIC Bluejays | Blue/White | 22-7

Superintendent: Fr. Steve Emanuel
Principal: Kate Hagemann
Athletic Director: Jason Folkers
NSAA Team Enrollment: 41
Conference: Mid-State
Head Coach: Allan Kreikemeier
Assistant Coaches: Bruce Schlecht, Jeff Pribnow, Emily Franzluebbers
State Tournament Appearances: 11
Most Recent State Tournament: 2020
State Championship Years: C/2014, C/2020
Runner-up: C/2012, C/2019



Season Record 22-7

Fort Calhoun	W	4-2
South Sioux City	W	11-2
Tekamah-Herman	W	8-1
Highway 91	W	8-0
Arlington	W	5-3
Bishop Neumann	L	0-3
Aquinas Catholic	W	1-0
Ponca	W	8-0
Omaha Gross Catholic	L	4-9
Bishop Neumann	L	4-6
GICC	W	10-4
Pierce	W	13-5
Aquinas Catholic	W	2-0
Ponca	W	7-0
Twin River	W	8-2
York	W	3-0
NEN	W	4-2
Arlington	W	9-1
O'Neill	W	11-2
Yutan/Mead	L	4-6
Hastings St. Cecilia	L	6-14
Boone Central	W	4-0
Bishop Neumann	L	11-19
Boone Central	W	5-3
Wayne	L	6-7
Raymond Central	W	11-1
Ponca	W	9-0
Raymond Central	W	7-3
Raymond Central	W	13-1

No.	Name	GR	POS	BA	AB	H	R	RBI	HR	W-L	ERA
1	Sydney Hutchinson	10	OF	.280	25	7	12	4	0		
2	Tori Buss	11	RF	.246	57	14	7	8	0		
3	Aubrey Kreikemeier	12	C	.394	71	28	10	29	4		
4	Shelby Perchal	9	LF	.264	53	14	14	16	2		
5	Kiley Pojar	10	OF	.354	65	23	14	18	0	1-1	9.95
6	Addyson Luebbert	9	CF	.125	16	2	1	2	0		
7	Emerson Ortmeier	9	OF	.000	0	0	12	0	0		
9	Kathryn Jansen	9	Util	.000	0	0	0	0	0		
10	Kate Gnad	12	SS	.316	79	25	31	9	0		
11	Brooklyn Steffen	9	Util	.000	0	0	25	0	0		
12	Livia Hunke	12	2B	.394	94	37	28	15	0		
13	Kennedy Baumert	9	Util	.000	2	0	2	0	0		
14	Leah Jansen	11	1B	.306	72	22	19	12	1		
15	Elizabeth Hasemann	9	INF	.000	0	0	0	0	0		
17	Kayla Fischer	12	P	.310	58	18	5	16	1	21-6	2.86
20	Brynn Baumert	11	3B	.316	57	18	16	18	2		

FREEMAN Falcons | Navy/Silver/N. Carolina Blue | 22-7

Superintendent: Andrew Havelka
Principal: Jeremy Schroeder
Athletic Director: Jeremy Schroeder
NSAA Team Enrollment: 40
Conference: East Central Nebraska/MUDECAS
Head Coach: Gene Busboom
Assistant Coaches: Greg Dorn, Lenny Beu, Cassie Muir
State Tournament Appearances: 1



Season Record 22-7

Fairbury	W	2-1
NEN	L	0-9
Raymond Central	W	7-3
Hastings St. Cecilia	L	3-4
Weeping Water	W	4-0
Nebraska City	W	1-0
Wahoo	L	2-9
Plattsmouth	W	6-5
Aquinas Catholic	W	7-4
Wilber-Clatonia	W	12-1
FCEMF	W	8-0
Nebraska City	L	1-5
Auburn	W	5-4
Southern/Diller-Odell	W	7-1
Southern/Diller-Odell	W	10-0
Falls City	W	9-4
Auburn	W	7-2
Omaha Benson	W	12-0
Plattsmouth	W	11-0
Elkhorn North	L	4-8
Malcolm	W	4-1
Malcolm	L	6-7
Weeping Water	W	11-1
Raymond Central	W	7-2
Centennial	W	14-4
Southern/Diller-Odell	W	8-0
Bishop Neumann	L	2-10
Gothenburg	W	7-3
Gothenburg	W	5-3

No.	Name	GR	POS	BA	AB	H	R	RBI	HR	W-L	ERA
1	Catie Reed	11	2B	.143	14	2	4	4	0		
2	Hailey Parde	9	Util	.000	0	0	1	0	0		
5	Aspyn Haner	9	SS/3B	.338	65	22	20	8	0		
6	Adi Little	9	Util	.312	16	5	10	5	0		
7	Paige Mahler	11	P	.167	24	4	2	4	0	18-6	2.43
8	Madison Gee	12	2B	.424	59	25	16	20	2		
9	Kloey Johnson	10	INF	.286	70	20	29	13	4		
10	Dakota Haner	10	C	.412	68	28	22	20	5	4-1	1.44
11	Cassie Klein	10	OF	.288	73	21	16	12	0		
13	Caryss Jurgens	11	DP	.118	17	2	8	1	0		
16	Hayleigh Shubert	11	1B	.232	56	13	6	12	0		
22	Cassidy Denney	10	Util	.292	24	7	4	4	0		
23	Autumn Schoen	11	3B	.232	56	13	10	12	1		
27	Kyla Davison	10	OF	.302	63	21	16	10	0		

HASTINGS ST. CECILIA Hawkettes | Blue/White | 28-7

Superintendent: Fr. Tom Brouillette
Principal: Fr. Cyrus Rowan
Athletic Director: Clint Head
NSAA Team Enrollment: 54
Conference: Centennial West
Head Coach: Ryan Ohnoutka
Assistant Coaches: Josie Bumgardner, Matt Rossow
State Tournament Appearances: 3
Most Recent State Tournament: 2020



Season Record 28-7

Seward	W	9-2
Wahoo	L	2-4
Freeman	W	4-3
Kearney Catholic	W	15-5
Centennial	W	9-1
Central City	W	14-2
DC West/Concordia	W	7-2
York	W	14-5
Ralston	W	16-1
CCV	W	14-2
Omaha Gross Catholic	W	7-4
Aquinas Catholic	W	15-2
Bishop Neumann	L	6-8
North Platte	L	1-3
Crete	L	4-9
Seward	L	10-11
GICC	L	9-11
Southern Valley/Alma	W	14-0
CCV	W	11-4
FCEMF	W	14-1
Polk County	W	12-2
Kearney Catholic	W	9-8
Minden	W	15-1
Gothenburg	W	13-1
Twin River	W	13-1
St. Paul	W	20-9
Adams Central	L	3-8
Wayne	W	16-9
Kearney Catholic	W	13-2
Boone Central	W	10-2
Guardian Angels Central Catholic	W	14-6
Boone Central	W	11-3
CCV	W	12-0
Fairbury	W	8-0
Fairbury	W	13-5

No.	Name	GR	POS	BA	AB	H	R	RBI	HR	W-L	ERA
1	Allison Stritt	11	P/INF	.429	21	9	10	4	0	17-5	5.40
2	Kiersten Kober	12	SS	.352	91	32	43	47	8		
3	Taylor Butler	12	1B	.406	96	39	33	32	11		
5	Isabella Kvols	9	RF	.239	67	16	25	9	0		
6	Addison Demuth	10	OF	.286	14	4	3	0	0		
7	Shaye Butler	12	C	.495	103	51	26	52	8		
8	Olivia Kvols	12	2B	.406	101	41	40	40	3		
9	Abigail Musalek	9	C/DP	.417	36	15	9	15	2		
10	Chloe Rossow	9	LF	.291	55	16	26	9	0		
12	Bailey Kissinger	12	CF	.600	110	66	68	22	1		
20	Tatum Krikac	10	3B	.407	91	37	32	34	3		
22	Brooke Bohlke	9	1B	1.000	1	1	5	1	0		
24	Anna Stritt	9	OF	.000	2	0	22	3	0		
25	Grace Ganatra	9	OF	.286	14	4	22	4	0		
39	Jordan Head	11	P/1B/DP	.500	68	34	13	36	10	11-1	3.48

KEARNEY CATHOLIC Stars | Green/Gold | 29-6

Superintendent: Matt Rogers
Principal: Matt Rogers
Athletic Director: Rick Petri
NSAA Team Enrollment: 97
Conference: Centennial
Head Coach: Sydney Tidwell
Assistant Coaches: Kenny Owen, Marty Schirmer, Becky Dunn, Lauren Milone
State Tournament Appearances: 3
Most Recent State Tournament: 2020
Runner-up: C/2020



Season Record 29-6

Ord	W	12-0
Hastings St. Cecilia	L	5-15
Centennial	W	7-4
CCV	W	12-0
Hershey	W	14-2
Hershey	W	12-0
McCook	W	7-2
Holdrege	W	10-9
Adams Central	W	15-8
Minden	W	10-0
GICC	L	2-10
McCook	W	9-1
Holdrege	W	8-0
St. Paul	W	7-4
Lexington	W	8-1
Cozad	W	3-2
Polk County	W	15-4
Gothenburg	W	10-5
Twin River	W	14-4
Aquinas Catholic	L	6-7
Gering	W	4-1
Lexington	W	9-4
North Platte	L	0-14
Hastings St. Cecilia	L	8-9
Lexington	W	9-1
Polk County	W	10-3
Cozad	W	10-6
Hastings St. Cecilia	L	2-13
Chase County	W	12-0
Southern Valley/Alma	W	5-4
Minden	W	12-4
Southern Valley/Alma	W	13-0
Ord	W	9-1
Highway 91	W	5-1
Highway 91	W	7-2

No.	Name	GR	POS	BA	AB	H	R	RBI	HR	W-L	ERA
2	Krista Lee	12	OF	.440	109	48	50	17	2	28-6	3.29
3	Bralen Biddlecome	12	P	.495	101	50	14	60	6		
5	Jaci Gappa	12	OF	.177	62	11	13	9	0		
6	Kami Kaskie	10	OF	.296	71	21	19	15	2	1-0	4.13
7	Raleigh Gilg	11	INF	.000	0	0	0	0	0		
8	Payton Schirmer	12	2B	.368	87	32	27	17	0		
9	Carleigh Eurek	12	3B	.421	107	45	35	34	1		
10	Whitney Uelmen	10	OF	.000	2	0	18	1	0		
11	Olivia Nore	12	SS	.433	104	45	45	31	2		
12	Alyssa Lodge	10	INF	.000	3	0	5	2	0		
15	Alexis Keim	11	C	.424	99	42	45	32	2		
17	Lauren Marker	11	1B	.426	94	40	23	36	7		
18	Lacey Maciejewski	10	OF	.217	23	4	5	1	0		
20	Kyleigh Seim	11	1B/OF	.346	26	9	2	3	0		

Proud Sponsor of the Nebraska State Softball Tournament



Proud sponsor of the State Softball Tournament!



**Three Hastings locations:
2900 Osborne Drive East • 2101 W 2nd • 126 N Elm**





WHY *Hastings?*

Go Somewhere
Your transition from college to a career begins your first semester. Every class, internship, research study and extracurricular activity adds to your experience — and an intentional study abroad course will push you out of your comfort zone. You'll **become your best** self, ready to go somewhere.

Accountability
We provide all required textbooks plus an iPad and Apple Pencil. Yes, this saves you \$1,000 a year. But, more importantly, when everyone has the tools they need, there's more accountability, fewer excuses and **more success**.

Less Stress
Our block schedule. It's a **difference maker** that lets you take just one or two classes at a time. The result? Students report less stress. And professors?

SCAN HERE



Want to learn more?
Schedule your in-person or virtual visit today!

HASTINGS.EDU/VISIT

HASTINGS 
COLLEGE



Russ's
M·A·R·K·E·T

Offering Five Star Service

John A. Cerveny, D.C.

Adams County Chiropractic - Red Cloud Chiropractic
406 N. Minnesota Ave - Hastings, NE 68901 20 N. Webster St. - Red Cloud, NE 68970
402-463-5111 402-746-3435

Acupuncture - Nutrition - Sports Injuries

SUPPORT NEBRASKA HIGH SCHOOL ACTIVITIES

**YOUR space, YOUR message.
Advertise with us today!**

- + Statewide Exposure
- + Businesses & Organizations
- + Secondary Education Programs
- + Upcoming Events, Shows,
Clinics & Camps

Contact:

Ashton Honor
NSAA Marketing Manager
ahonor@nsaahome.org
402-489-0386



Class A

2020-Papillion-La Vista (36-0) 12, North Platte (32-11) 0 (3 innings)
 2019-Papillion-La Vista (36-0) 15, Elkhorn (30-5) 2 (6 innings)
 2018-Lincoln Southwest (39-5) 9, Papillion-La Vista (34-2) 5
 2017-Papillion-La Vista (36-2) 16,
 Lincoln Southwest (38-6) 4 (4 in.)
 2016-Millard South (29-7) 11, Papillion-La Vista (33-5) 9
 2015-Omaha Marian (29-3) 8, Papillion-La Vista (31-6) 5
 2014-Millard South (31-2) 9, Omaha Marian (27-5) 1
 2013-Millard South (32-4) 13, Papillion-La Vista (34-3) 4
 2012-Millard South (29-5) 12, Papillion-La Vista South (28-8) 1, (4 in.)
 2011-Millard South (29-3) 6, Lincoln Southwest (39-7) 2
 2010-Papillion-La Vista (28-4) 6, Millard South (25-6) 2
 2009-Lincoln Southwest (37-2) 2, Lincoln North Star (34-12) 1
 2008-Lincoln Southwest (34-7) 4, Papillion-La Vista (35-3) 3
 2007-Papillion-La Vista (35-4) 8, Lincoln Southwest (29-12) 0 (5 in.)
 2006-Papillion-La Vista (28-5) 4, Lincoln East (30-13) 1
 2005-Millard South (32-4) 5, Papillion-La Vista (26-13) 0
 2004-Papillion-La Vista (37-6) 3, Millard West (29-8) 0
 2003-Papillion-La Vista (34-5) 4, Millard North (23-17) 0
 2002-Papillion-La Vista (34-3) 6, Omaha Burke (29-7) 4
 2001-Papillion-La Vista (29-8) 2, Lincoln Southeast (42-3) 1 (8 in.)
 2000-Papillion-La Vista (34-4) 2, Omaha Westside (29-10) 0
 1999-Papillion-La Vista (35-5) 10, Omaha Westside (26-10) 0
 1998-Papillion-La Vista (40-3) 8, Millard North (24-14) 0
 1997-Papillion-La Vista (39-3) 9, North Platte (34-8) 0
 1996-Papillion-La Vista (37-3) 6, Millard South (35-6) 4
 1995-Papillion-La Vista (34-10) 6, Ralston (30-6) 2
 1994-Lincoln Southeast (32-8) 3, Millard South (22-11) 1
 1993-Millard North (30-4) 10, Omaha Gross Catholic (27-4) 6

Class B

2020-Omaha Skutt Catholic (32-3) 8, Hastings (33-5) 4
 2019-Wayne (35-4) 5, Beatrice (32-6) 3
 2018-Elkhorn (30-6) 3, Beatrice (30-9) 0
 2017-Crete (28-8) 12, Seward (22-11) 2 (6 in.)
 2016-Elkhorn South (31-2) 9, Gretna (31-6) 2
 2015-Gretna (24-12) 6, Elkhorn South (27-7) 5
 2014-Elkhorn (30-5) 5, Elkhorn South (28-9) 2
 2013-Omaha Skutt Catholic (28-4) 2, York (36-3) 1
 2012-Lincoln Pius X (27-7) 12, Elkhorn (25-9) 4, (6 in.)
 2011-Omaha Skutt Catholic (29-4) 5, Beatrice (25-7) 3
 2010-Blair (25-5) 2, Bennington (29-6) 1
 2009-Blair (27-4) 1, Seward (25-6) 0 (8 in.)
 2008-Blair (26-3) 4, Omaha Skutt Catholic (24-6) 1
 2007-Elkhorn (30-1) 3, Beatrice (29-7) 2
 2006-Elkhorn (30-2) 8, Ralston (20-13) 3
 2005-Elkhorn (31-4) 1, Beatrice (30-4) 0
 2004-Elkhorn (32-4) 1, Beatrice (31-5) 0
 2003-Beatrice (29-6) 4, Ralston (27-9) 0
 2002-Lincoln Pius X (29-6) 3, Beatrice (29-4) 2
 2001-Beatrice (32-4) 3, Elkhorn (25-5) 0
 2000-Beatrice (29-5) 2, Elkhorn (29-8) 0
 1999-Ralston (27-7) 8, Cozad (24-8) 0
 1998-Ralston (30-4) 5, Beatrice (23-12) 2
 1997-Ralston (22-7) 3, McCook (30-7) 0

Class C

2020-Guardian Angels Central Catholic (28-3) 12,
 Kearney Catholic (30-7) 0 (3 innings)
 2019-Fairbury (28-5) 6, Guardian Angels Central Catholic (29-5) 5
 2018-Wayne (35-0) 3, Bishop Neumann (27-10) 2
 2017-Bishop Neumann (26-8) 14, Malcolm (28-6) 13
 2016-Malcolm (32-5) 9, Cozad (26-8) 0 (5 in.)
 2015-Conestoga (31-3) 7, Bishop Neumann (29-7) 1
 2014-Guardian Angels Central Catholic (26-8) 4,
 Ashland-Greenwood (20-14) 2
 2013-Wahoo (29-6) 10, Wayne (29-9) 6
 2012-Arlington (26-7) 8,
 Guardian Angels Central Catholic (26-15) 0, (5 in.)
 2011-Wahoo (28-7) 10, Ashland-Greenwood (18-16) 3
 2010-Wahoo (26-2) 12, Ashland-Greenwood (23-13) 4
 2009-Friend (27-4) 3, Wayne (30-5) 1
 2008-Yutan/Mead (28-1) 4, Bennington (27-9) 0
 2007-Tekamah-Herman (29-9) 10, Wayne (27-7) 8 (12 in.)
 2006-Columbus Lakeview (24-4) 7, Yutan/Mead (23-5) 5 (9 in.)
 2005-Fillmore Central/Exeter-Milligan (34-1) 1, Logan View (28-8) 0
 2004-Wayne (34-0) 1, Ashland-Greenwood (30-5) 0
 2003-Wayne (36-2) 5, Fairbury (24-7) 2
 2002-Cozad (38-6) 6, Columbus Lakeview (20-7) 3
 2001-Cozad (23-5) 7, Ashland-Greenwood (14-11) 0



NSAA State Softball

State Records

TEAM CATEGORIES

Consecutive Wins: 72, Papillion-La Vista, 2019-2020

Class A: 72, Papillion-La Vista, 2019-2020
Class B: 30, Bennington, 2011; Wayne, 2011
Class C: 41, Wayne, 2003-2005

Most Innings Played One Game: 14, Omaha Roncalli/Ft. Calhoun vs. Omaha Gross Catholic, 2002

Class A: 13, Millard South vs. Papillion-La Vista, 1997; Omaha Westside vs. Lincoln Southeast, 2007
Class B: 14, Omaha Roncalli/Ft. Calhoun vs. Omaha Gross Catholic, 2002
Class C: 12, Wayne vs. Tekamah-Herman, 2007

Most Runs Scored-Season: 425, Lincoln Southwest, 2017 & 2018

Class A: 425, Lincoln Southwest, 2017 & 2018
Class B: 354, York, 2013
Class C: 360, Malcolm, 2016

Most Runs Scored-Game, Both Teams: 49, Beatrice (25) vs. Lincoln East (24), 2012

Class A: 49, Lincoln East (24) vs. Beatrice (25), 2012
Class B: 49, Beatrice (25) vs. Lincoln East (24), 2012
Class C: 45, Milford (25) vs. Aquinas Catholic (20), 2020

Most Runs Scored-Game, One Team: 41, Schuyler, 1993; Omaha Westside, 1993

Class A: 41, Omaha Westside, 1993
Class B: 41, Schuyler, 1993
Class C: 32, Boone Central, 2002

Most Runs Scored-Per Game Season Average: 10.27, Millard South, 2014

Class A: 10.27, Millard South, 2014
Class B: 9.69, York, 2014
Class C: 9.73, Malcolm, 2016

Most Runs Scored-Inning: 24, Schuyler, 1993

Class A: 18, Grand Island, 2012; Grand Island, 2013
Class B: 24, Schuyler, 1993
Class C: 20, Aquinas Catholic, 2018

Most Hits-Season: 515, Lincoln Southwest, 2017

Class A: 515, Lincoln Southwest, 2017
Class B: 434, Omaha Gross Catholic, 1997
Class C: 394, Malcolm, 2016

Most Hits-Game: 25, Beatrice, 2012

Class A: 23, Papillion-La Vista, 1993; Lincoln East, 2012; Omaha Burke, 2019
Class B: 25, Beatrice, 2012
Class C: 23, Cozad, 2014

Most Doubles-Season: 108, Northwest, 2015

Class A: 95, Lincoln Southwest, 2018
Class B: 108, Northwest, 2015
Class C: 86, Fairbury, 2020

Most Triples-Season: 34, Beatrice, 2005

Class A: 30, Columbus, 1996
Class B: 34, Beatrice, 2005
Class C: 30, Cozad, 2002, 2011

Most Home Runs-Season: 73, Lincoln Southwest, 2018

Class A: 73, Lincoln Southwest, 2018

Class B: 55, Gretna, 2016
Class C: 46, Auburn, 2020; Hastings St. Cecilia, 2020

Most Stolen Bases-Season: 206, Beatrice, 1994

Class A: 178, Papillion-La Vista, 2012
Class B: 223, Scottsbluff, 2020
Class C: 168, O'Neill, 2007

Most Stolen Bases-Game: 23, Cass County Central, 2012

Class A: 12, Millard South, 2004 (twice); Papillion-La Vista, 2012 & 2013
Class B: 21, Beatrice, 1998
Class C: 23, Cass County Central, 2012

Shutouts Pitched-Season: 32, Wayne, 2004

Class A: 30, Papillion-La Vista, 1997, 1998
Class B: 27, Beatrice, 2001
Class C: 32, Wayne, 2004

Consecutive Shutout Innings: 129, Wayne, 2004

Class A: 77 1/3, Papillion-La Vista, 1999
Class B: 107, Elkhorn, 2007
Class C: 129, Wayne, 2004

Fewest Runs Allowed Per Game-Season: 0.176, Wayne, 2004

Class A: 0.521, Papillion-La Vista, 1998
Class B: 0.405, Beatrice, 2001
Class C: 0.176, Wayne, 2004

Fewest Earned Runs Allowed Per Game-Season: 0.088, Wayne, 2004

Class A: 0.139, Papillion-La Vista, 1998
Class B: 0.135, Beatrice, 2001
Class C: 0.088, Wayne, 2004

Consecutive Innings No Earned Runs: 160, Papillion-La Vista, 1998-99

Class A: 160, Papillion-La Vista, 1998-99
Class B: 107, Elkhorn, 2007
Class C: 129, Wayne, 2004

Lowest ERA - Season: 0.093, Wayne, 2004

Class A: 0.147, Papillion-La Vista, 1998
Class B: 0.140, Beatrice, 2001
Class C: 0.093, Wayne, 2004

Most No-Hitters (3-inning games excluded)-Season: 18, Wayne, 2004

Class A: 14, Papillion-La Vista, 1999
Class B: 13, Wayne, 2019
Class C: 18, Wayne, 2004

INDIVIDUAL CATEGORIES

Most Runs Scored-Season: 81, Emma Kauf, Lincoln Southwest, 2018

Class A: 81, Emma Kauf, Lincoln Southwest, 2018
Class B: 68, Lauren Riley, York, 2017; Ellie McCoy, Hastings, 2018
Class C: 72, Courtney Sandell, Malcolm, 2016

Most Runs Scored-Game: 6, Steph Dixon, Omaha Westside, 1993; Sarah Yocom, Cozad, 2014

Class A: 6, Steph Dixon, Omaha Westside, 1993
Class B: 5, Kelly Moats, Beatrice, 1996; Erin Hortman, Beatrice, 1996; Hanah Barnard, Beatrice, 2012; Bailey Collingham, Aurora, 2017; Lauren Riley, York, 2017
Class C: 6, Sarah Yocom, Cozad, 2014

Most Runs Scored-Career: 236, Emma Kauf, Lincoln Southwest, 2018

Class A: 236, Emma Kauf, Lincoln Southwest, 2018
Class B: 206, Lauren Riley, York, 2017
Class C: 226, Gabby Moser, Central City, 2019

Hits-Season: 93, Amanda Lehotak, Omaha Gross Catholic, 1997

Class A: 86, Carson Fischer, Lincoln Southwest, 2017
Class B: 93, Amanda Lehotak, Omaha Gross Catholic, 1997
Class C: 80, Lindsey Anderson, Central City, 2009

Hits-Game: 7, Sarah Yocom, Cozad, 2014

Class A: 6, Lyndsey Crist, Lincoln East, 2012
Class B: 6, Chantel Adams, Beatrice, 2012; Hanah Barnard, Beatrice, 2012; Jordyn Stearns, York, 2013
Class C: 7, Sarah Yocom, Cozad, 2014

Hits-Career: 264, Bailey Dawson, Lincoln Southeast, 2004

Class A: 264, Bailey Dawson, Lincoln Southeast, 2004
Class B: 232, Amanda Lehotak, Omaha Gross Catholic, 1998
Class C: 204, Sarah Yocom, Cozad, 2016

Consecutive Games with a Hit: 36, Emma Rosonke, Omaha Burke, 2019

Class A: 36, Emma Rosonke, Omaha Burke, 2019
Class B: 35, Amanda Lehotak, Omaha Gross Catholic, 1997
Class C: 25, Sarah Yocom, Cozad, 2016

Runs Batted In-Season: 73, Carson Fischer, Lincoln Southwest, 2017

Class A: 73, Carson Fischer, Lincoln Southwest, 2017
Class B: 69, Ellie McCoy, Hastings, 2018
Class C: 66, Kynlee Marquez, Southern Valley/Alma, 2019

Runs Batted In-Game: 10, Nicole Warren, Papillion-La Vista South, 2011

Class A: 10, Nicole Warren, Papillion-La Vista South, 2011
Class B: 10, Tessa Villotta, Blair, 2021
Class C: 9, Brooke Murdoch, Conestoga, 2011

Runs Batted In-Career: 215, Kylie Allen, Auburn, 2020

Class A: 214, Emma Kauf, Lincoln Southwest, 2018
Class B: 200, Jordyn Stearns, York, 2015
Class C: 215, Kylie Allen, Auburn, 2020

Highest Batting Averages-Season (Must be in at least 50% of team's games): .719, Maggy Rieschick, Auburn, 2015

Class A: .712, Alyssa Gappa, Omaha Northwest, 2019
Class B: .690, Alicia Armstrong, Beatrice, 2011
Class C: .719, Maggy Rieschick, Auburn, 2015

Highest Batting Averages-Career (Must play at least two years and be in 50% of team's games during career):

.604, Natalie Kissinger, Hastings St. Cecilia, 2019
.590, Gabby Moser, Central City, 2019
.582, Courtney Sandell, Malcolm, 2016
.557, Kaylan Jablonski, Omaha Skutt Catholic, 2013
.543, Maggy Rieschick, Auburn, 2015
.535, Emma Kauf, Lincoln Southwest, 2018
.535, Alyssa Gappa, Omaha Northwest, 2019
.534, Sam Alm, Millard West, 2017
.531, Lauren Hedlund, Boone Central/Newman Grove, 2019
.527, Tori Homolka, Wilber-Clatonia, 2016
.524, Rylie Unzicker, Millard South, 2016
.520, Lauren Wobken, Guardian Angels Central Catholic, 2016
.516, Erin Lockhart, Lincoln Southeast, 2014
.514, Alicia Armstrong, Beatrice, 2011
.513, Jennifer Carson, Columbus, 1997
.507, Genevieve Greer, Omaha Northwest, 2018
.506, Steffen Hooi, Omaha Central, 1995
.506, Bailey Collingham, 2017
.506, Emma Rosonke, Omaha Burke, 2020
.501, Jennifer Boeve, Hastings, 2017

.500, Gina Metzler, Papillion-LaVista, 2013
 .500, Nikki Haget, Elkhorn, 2007
 .499, Amanda Lehotak, Omaha Gross Catholic, 1998
 .497, Rylee Scholl, Falls City, 2017
 .494, Madi Unzicker, Millard South, 2013
 .490, Camille Fowler, Millard South, 2015
 .490, Courtney Potter, Raymond Central, 2016
 .487, Brooke Murdoch, Conestoga, 2012
 .484, Courtney Wallace, Papillion-La Vista, 2017
 .482, Cassie Humphrey, Chadron, 2005
 .480, Jen Daro, Omaha Skutt Catholic, 2012
 .478, Cassie Kleinsmith, Omaha Marian, 2003
 .476, Niki Dosland, Elkhorn, 1995
 .475, Kylie Allen, Auburn, 2020
 .470, Sam Dellinger, Papillion-LaVista, 2015
 Class A: .535, Emma Kauf, Lincoln Southwest, 2018;
 Alyssa Gappa, Omaha Northwest, 2019
 Class B: .557, Kaylan Jablonski,
 Omaha Skutt Catholic, 2013
 Class C: .604, Natalie Kissinger,
 Hastings St. Cecilia, 2019

Home Runs-Season: 24, Ellie McCoy, Hastings, 2018

Class A: 22, Emma Kauf, Lincoln Southwest, 2018;
 Jordy Bahl, Papillion-LaVista, 2019
 Class B: 24, Ellie McCoy, Hastings, 2018
 Class C: 21, Gabby Moser, Central City, 2018

Home Runs-Game: 3, by all individuals below:

Class A: 3, Nicole Warren, Papillion-La Vista South,
 2011, Jessica Rogers, Lincoln Southwest, 2014;
 Lyndsey Crist, Lincoln East, 2014; Kristen Van
 Hoosen, Millard West, 2014; Madison Luderman,
 Bellevue East, 2018; Roni Foote, Millard South,
 2018; Jordy Bahl, Papillion-LaVista, 2019; Faith
 Mills, Gretna, 2020; Kirsten Peterson, Lincoln
 Northeast, 2021
 Class B: 3, Jen Daro, Omaha Skutt, 2012; Alexis
 Grimmett, Adams Central, 2013; Tianna
 Hausman, Beatrice, 2014; Karli Shalon, David
 City/East Butler, 2014; Josie Bumgardner,
 Adams Central, 2014; Caitlyn Parr, Northwest,
 2017; Meg Rieschick, Auburn, 2014; Taylor
 Coleman, North Platte, 2016; Kylie Engleman,
 North Platte, 2016; Kennedy Maly, Wayne,
 2016; Sadie Carpenter, Adams Central, 2019;
 Klair Fagot, Lexington, 2020; Nessa McMillen,
 Blair, 2021
 Class C: 3, Taylor Cameron, Syracuse, 2007; Gabby
 Moser, Central City, 2017; Lana Hebda, Twin
 River, 2018; Alexis Bliven, Gothenburg, 2019,
 Lauren Hedlund, Boone Central/Newman
 Grove, 2019; Jordyn Bohuslavsky, Aquinas
 Catholic, 2020; Kylie Allen, Auburn, 2020;
 Tayelor Butler, Hastings St. Cecilia, 2020

Home Runs-Career: 63, Kylie Allen, Auburn, 2020

Class A: 59, Emma Kauf, Lincoln Southwest, 2018
 Class B: 61, Addison Barnard, Beatrice, 2020
 Class C: 63, Kylie Allen, Auburn, 2020

Doubles-Game: 4, Cassie Kleinsmith, Omaha Marian, 2002; Emily Gordon, Omaha Burke, 2003; Lia Mancuso, Omaha Central, 2011; Morgan Essman, Lincoln East, 2014; Kynlee Marquez, Southern Valley/Alma, 2019

Class A: 4, Cassie Kleinsmith, Omaha Marian, 2002;
 Emily Gordon, Omaha Burke, 2003; Lia
 Mancuso, Omaha Central, 2011; Morgan
 Essman, Lincoln East, 2014
 Class B: 3, Krista Kalkwarf, Seward, 1997; Cathy
 Novak, Crete, 1997; Jeana Hegeholz, Seward,
 2000; Jessi Jadowski, Ralston, 2005; Kiley
 Thalken, Bennington, 2009; Sydney Hames,
 Bennington, 2010 & 2011; Laura Roecker,
 Elkhorn, 2011; Bailey Foulk, Aurora, 2013;

Taylor Zehendner, Grand Island CC, 2014;
 Emma Grenfell, York, 2014; Alexis Pedersen,
 Northwest, 2015; Tabby Johansen, Aurora,
 2017; Tori Kneische, Wayne, 2019
 Class C: 4, Kynlee Marquez, Southern Valley/Alma,
 2019

Doubles-Season: 23, Megan May, Lincoln Southeast, 2013

Class A: 23, Megan May, Lincoln Southeast, 2013
 Class B: 21, Alex Kentner, Grand Island Central
 Catholic/Doniphan-Trumball, 2013
 Class C: 21, Allison Hendrickson, Cozad, 2005

Doubles-Career: 66, Tori Homolka, Wilber-Clatonia, 2016

Class A: 62, Megan May, Lincoln Southeast, 2013
 Class B: 59, Shelby Schrader, Northwest, 2013
 Class C: 66, Tori Homolka, Wilber-Clatonia, 2016

Triples-Game: 4, Emily Gordon, Omaha Burke, 2003

Class A: 4, Emily Gordon, Omaha Burke, 2003
 Class B: 3, Jenna Dell, Beatrice, 2005; Taylor Kadavy,
 York, 2011; Stephanie Finnegan, Cozad, 2011
 Class C: 3, Jessica Dotzler, Bennington, 2002; Bailey
 Andersen, Arlington, 2017; Lauren Hedlund,
 Boone Central/Newman Grove, 2019

Triples-Season: 12, Maggy Rieschick, Auburn, 2013

Class A: 11, Sara Loeffelholz, Omaha Marian, 2005
 Class B: 12, Maggy Rieschick, Auburn, 2013
 Class C: 11, Pook German, Cozad, 2002;
 Lauren Hedlund, Boone Central/
 Newman Grove, 2018

Triples-Career: 30, Lauren Hedlund, Boone Central/Newman Grove, 2019

Class A: 23, Leigh Suhr, Papillion-La Vista, 1997
 Class B: 28, Maggy Rieschick, Auburn, 2015
 Class C: 30, Lauren Hedlund, Boone Central/
 Newman Grove, 2019

Stolen Bases-Season: 80, KK Houser, Lincoln Southeast, 2008

Class A: 80, KK Houser, Lincoln Southeast, 2008
 Class B: 67, Melanie Dorsey, Cozad, 2000
 Class C: 58, Lauren Hedlund, Boone Central/
 Newman Grove, 2018

Stolen Bases-Game: 8, Lindsay Harris, Beatrice, 1998; KK Houser, Lincoln Southeast, 2008

Class A: 8, KK Houser, Lincoln Southeast, 2008
 Class B: 8, Lindsay Harris, Beatrice, 1998
 Class C: 7, Cassie Pralle, Southern, 2001

Stolen Bases-Career: 163, KK Houser, Lincoln Southeast, 2008

Class A: 163, KK Houser, Lincoln Southeast, 2008
 Class B: 153, Melanie Dorsey, Cozad, 2000
 Class C: 121, Lauren Hedlund, Boone Central/
 Newman Grove, 2019

Most Wins Pitching-Season: 37, Dana Wertz, Lincoln Southeast, 2001

Class A: 37, Dana Wertz, Lincoln Southeast, 2001
 Class B: 33, Renee Lobeda, Lincoln Pius X, 2003
 Class C: 34, Molly Hill, Wayne, 2003

Most Wins Pitching-Career: 115, Tammy Nielsen, Fremont, 2000

Class A: 115, Tammy Nielsen, Fremont, 2000
 Class B: 106, Karlee Seevers, 2017
 Class C: 84, Molly Hill, Wayne, 2004

Consecutive Pitching Wins: 39, Molly Hill, Wayne, 2003-2004

Class A: 31, Peaches James, Papillion-La Vista,
 1998-99
 Class B: 25, Karlee Seevers, York, 2015

Class C: 39, Molly Hill, Wayne, 2003-2004

Most Shutouts-Season: 32, Molly Hill, Wayne, 2004

Class A: 24, Dana Wertz, Lincoln Southeast, 2002
 Class B: 25, Tara Oltman, Beatrice, 2005
 Class C: 32, Molly Hill, Wayne, 2004

Most Shutouts-Career: 67, Dana Wertz, Lincoln Southeast, 2002

Class A: 67, Dana Wertz, Lincoln Southeast, 2002
 Class B: 55, Ashley Hagemann, Elkhorn, 2007;
 Karlee Seevers, York, 2017
 Class C: 65, Molly Hill, Wayne, 2004

Consecutive Shutouts: 24, Molly Hill, Wayne, 2004

Class A: 19, Peaches James, Papillion-La Vista,
 1998-99
 Class B: 14, Ashley Hagemann, Elkhorn, 2007
 Class C: 24, Molly Hill, Wayne, 2004

Consecutive Shutout Innings: 170, Molly Hill, Wayne, 2004

Class A: 162 1/3, Peaches James,
 Papillion-La Vista, 1998-99
 Class B: 107, Ashley Hagemann, Elkhorn, 2007
 Class C: 170, Molly Hill, Wayne, 2004

Consecutive Innings No Earned Runs Allowed: 257 2/3, Peaches James, Papillion-La Vista, 1998-99

Class A: 257 2/3, Peaches James,
 Papillion-La Vista, 1998-99
 Class B: 121 2/3, Tori Kneische, Wayne, 2019
 Class C: 228, Molly Hill, Wayne, 2003-04

Lowest Earned Run Average-Season: (Must have pitched at least 30 percent of team's total innings):

0.00, Molly Hill, Wayne, 2004
 0.04, Peaches James, Papillion-La Vista, 1999
 0.08, Pook German, Cozad, 2001
 0.11, Peaches James, Papillion-La Vista, 1998
 0.15, Jordy Bahl, Papillion-LaVista, 2019
 0.16, Ashley DeBuhr, Beatrice, 2002
 0.16, Tara Oltman, Beatrice, 2005
 0.18, Faith Cain, Millard West, 2010
 0.19, Peaches James, Papillion-La Vista, 1997
 0.19, Cheris Kuster, Norris, 2001
 0.19, Ashley DeBuhr, Beatrice, 2001
 0.19, Becca Changstrom, Lincoln Southwest, 2009

Class A:

0.04, Peaches James, Papillion-La Vista, 1999
 0.11, Peaches James, Papillion-La Vista, 1998
 0.15, Jordy Bahl, Papillion-LaVista, 2019
 0.18, Faith Cain, Millard West, 2010
 0.19, Peaches James, Papillion-La Vista, 1997
 0.19, Becca Changstrom, Lincoln Southwest, 2009
 0.22, Joselyn Mays, Papillion-La Vista, 1998
 0.23, Shannon Briley, Millard North, 1993
 0.26, Dana Wertz, Lincoln Southeast, 2002
 0.27, Kylie Hovinga, Papillion-La Vista, 2006
 0.28, Courtney Wallace, Papillion-La Vista, 2017
 0.29, Joselyn May, Papillion-La Vista, 1997

Class B:

0.16, Ashley DeBuhr, Beatrice, 2002
 0.16, Tara Oltman, Beatrice, 2005
 0.19, Cheris Kuster, Norris, 2001
 0.19, Ashley DeBuhr, Beatrice, 2001
 0.22, Sydney Hames, Bennington, 2011
 0.25, Carly Nielsen, Blair, 2009
 0.28, Jenny Hunt, Ralston, 1998

NSAA State Softball

State Records

0.33, Mandy Osborn, Blair, 2006
 0.34, Ashley Hagemann, Elkhorn, 2006
 0.38, Ashley Hagemann, Elkhorn, 2007
 0.38, Brittany Telecky, Seward, 2009

Class C

0.00, Molly Hill, Wayne, 2004
 0.08, Pook German, Cozad, 2001
 0.21, Molly Hill, Wayne, 2003
 0.25, Nikole Lenhart, Bennington, 2001
 0.26, Pook German, Cozad, 2002
 0.28, Tori Kneische, Wayne, 2018
 0.43, Ashley Mathews, Cozad, 2003
 0.45, Kelly Sladek, Fillmore Central, 2004
 0.47, Cassy Miller, Wayne, 2008
 0.55, Toree Crouse, Southern, 2001
 0.59, Brittany Schuller, Columbus Lakeview, 2006
 0.59, Brooke Sass, Bennington, 2008

Lowest Earned Run Average-Career (must have played at least two years and pitched at least 30 percent of a team's total innings):
0.13, Peaches James, Papillion-La Vista, 1996-99

Class A: 0.13, Peaches James, Papillion-La Vista, 1999
 Class B: 0.27, Tara Oltman, Beatrice, 2005
 Class C: 0.21, Molly Hill, Wayne, 2004

Most No-Hitters (3-inning games excluded)-Season: 18, Molly Hill, Wayne, 2004

Class A: 11, Peaches James, Papillion-La Vista, 1999
 Class B: 12, Tori Kneische, Wayne, 2019
 Class C: 18, Molly Hill, Wayne, 2004

Most No-Hitters (3-inning games excluded)-Career: 33, Molly Hill, Wayne, 2002-2004

Class A: 20, Tammy Nielsen, Fremont, 2000
 Class B: 21, Tori Kneische, Wayne, 2019
 Class C: 33, Molly Hill, Wayne, 2004

Most Perfect Games (3-inning games excluded)-Season: 6, Molly Hill, Wayne, 2004; Becca Changstrom, Lincoln Southwest, 2009

Class A: 6, Becca Changstrom, Lincoln Southwest, 2009
 Class B: 5, Tara Oltman, Beatrice, 2005
 Class C: 6, Molly Hill, Wayne, 2004

Most Perfect Games (3-inning game excluded)-Career: 11, Molly Hill, 2002-2004

Class A: 7, Becca Changstrom, Lincoln Southwest, 2009
 Class B: 9, Karlee Seevers, York, 2017
 Class C: 11, Molly Hill, Wayne, 2004
 Consecutive Perfect Games (3-inning games excluded) 3, Peaches James, Papillion-La Vista, 1999

Class A: 3, Peaches James, Papillion-La Vista, 1999
 Class B: 2, Jama Carlson, Elkhorn, 1998; Cheris Kuster, Norris, 2002; Tara Oltman, Beatrice, 2005; Karlee Seevers, York, 2017
 Class C: 2, Molly Hill, Wayne, 2004

Strikeouts-Season: 543, Molly Hill, Wayne, 2004

Class A: 482, Becca Changstrom, Lincoln Southwest, 2009
 Class B: 499, Tori Kneische, Wayne, 2019
 Class C: 543, Molly Hill, Wayne, 2004

Strikeouts-7-Inning Game or Less: 22, Molly Hill, Wayne, 2004

Class A: 20, Lindsey Zastrow, Papillion-LaVista; Paige Policky, Lincoln North Star, 2009; Becca Changstrom, Lincoln Southwest, 2009
 Class B: 21, Tori Kneische, Wayne, 2019
 Class C: 22, Molly Hill, Wayne, 2004

Consecutive Strikeouts: 27, Tori Kneische, Wayne, 2019

Class A: 18, Tammy Nielsen, Fremont, 1999
 Class B: 27, Tori Kneische, Wayne, 2019
 Class C: 24, Molly Hill, Wayne, 2004

Strikeouts-Career: 1,548, Tammy Nielsen, Fremont, 2000

Class A: 1,548, Tammy Nielsen, Fremont, 2000
 Class B: 1,008, Ashley Hagemann, Elkhorn, 2007
 Class C: 1,303, Molly Hill, Wayne, 2004



Championship Bests

Most State Championship Appearances

Papillion-La Vista, 29
 Millard South, 21
 Beatrice, 20
 Millard West, 19
 Elkhorn, 18
 Millard North, 18
 Wayne, 17
 Lincoln Southeast, 17
 Cozad, 16
 Omaha Marian, 16
 Lincoln Southwest, 15
 Ralston, 15
 McCook, 14
 North Platte, 14
 Blair, 13
 Papillion-La Vista South, 12
 Omaha Skutt Catholic, 12
 Ashland-Greenwood, 11
 Guardian Angels Central Catholic, 11
 Hastings, 11
 Omaha Westside, 11
 Seward, 11
 Wahoo, 11
 Columbus Lakeview, 10
 Gretna, 10
 Milford, 10
 Fairbury, 9
 Norris, 9
 Omaha Gross Catholic, 9
 Bennington, 8
 Bishop Neumann, 8
 Centennial, 8
 Grand Island, 8
 Lincoln North Star, 8
 Fillmore Central/Exeter-Milligan, 7

Gothenburg, 7
 Lincoln East, 7
 Lincoln Pius X, 6
 Northwest, 6
 Omaha Burke, 6
 Twin River, 6
 York, 6
 Arlington, 5
 Auburn, 6
 Elkhorn South, 5
 Fremont, 5
 Malcolm, 5
 Yutan/Mead, 5

Most State Championships

Papillion-La Vista, 16
 Elkhorn, 6
 Millard South, 6
 Wayne, 4
 Beatrice, 3
 Blair, 3
 Lincoln Southwest, 3
 Ralston, 3
 Wahoo, 3
 Omaha Skutt Catholic, 3
 Cozad, 2
 Lincoln Pius X, 2
 Guardian Angels Central Catholic, 2
 Arlington, 1
 Bishop Neumann, 1
 Columbus Lakeview, 1
 Conestoga, 1
 Crete, 1
 Elkhorn South, 1
 Fairbury, 1
 Fillmore Central/Exeter-Milligan, 1
 Friend, 1
 Gretna, 1

Lincoln Southeast, 1
 Malcolm, 1
 Millard North, 1
 Omaha Marian, 1
 Tekamah-Herman, 1
 Yutan/Mead, 1

Consecutive State Championships

Papillion-La Vista, 10 (A/1995-2004)
 Millard South, 4 (2011-14)
 Elkhorn, 4 (2004-07)
 Blair, 3 (2008-10)
 Ralston, 3 (1997-99)
 Wahoo, 2 (2010-11)
 Lincoln Southwest, 2 (2008-09)
 Wayne, 2 (2003-04)
 Cozad, 2 (2001-02)
 Beatrice, 2 (2000-01)
 Wayne, 2 (2018-19)

Most Times in Finals

Papillion-La Vista, 22
 Beatrice, 11
 Elkhorn, 10
 Millard South, 9
 Wayne, 7
 Lincoln Southwest, 6
 Ashland-Greenwood, 5
 Ralston, 5
 Cozad, 4
 Guardian Angels Central Catholic, 4
 Omaha Skutt Catholic, 4
 Bishop Neumann, 3
 Blair, 3

Elkhorn South, 3
 Millard North, 3
 Wahoo, 3
 Bennington, 2
 Columbus Lakeview, 2
 Fairbury, 2
 Gretna, 2
 Lincoln Pius X, 2
 Lincoln Southeast, 2
 Malcolm, 2
 North Platte, 2
 Omaha Marian, 2
 Omaha Westside, 2
 Seward, 2
 Yutan/Mead, 2
 Arlington, 1
 Conestoga, 1
 Crete, 1
 Fillmore Central/Exeter-Milligan, 1
 Friend, 1
 Hastings, 1
 Kearney Catholic, 1
 Lincoln East, 1
 Lincoln North Star, 1
 Logan View, 1
 McCook, 1
 Millard West, 1
 Omaha Burke, 1
 Omaha Gross Catholic, 1
 Papillion-La Vista South, 1
 Ralston, 1
 Tekamah-Herman, 1
 York, 1

RESPECT THE REF



**Cheer loud and proud
for your team but
please be respectful
and let the officials do
their job.**

Using #NSAARespectTheRef, tweet @nsaahome how your school is respecting the referees.

Interested in becoming an NSAA official? Head over to nsaahome.org for more information.

2021-
2022

NSAA Student Advisory Committee



Sophia Talero, Senior
Norris



Garrett Hansen, Junior
McCool Junction



Camilla Ibrahimova, Senior
Lincoln Southeast



Blessing Ametitovi, Junior
Omaha Northwest



Rita Ceballos, Junior
Johnson County Central



Alex Draper, Junior
Platteview



Jessica Wartenberger, Junior
Falls City Sacred Heart



Carson Lavaley, Senior
Wahoo



Chloe Irwin, Senior
Gretna



Grace Johnson, Junior
Bancroft-Rosalie



Aubree Van Berkum, Senior
South Sioux City



Thomas Cunningham, Senior
Stanton



Creyton Line, Junior
SEM



Lauryn Scott, Junior
Adams Central



Mason Mandernach, Senior
Kearney Catholic



Kaitlyn Laux, Senior
Hastings



Corbin Horner, Junior
Dundy County Stratton



Alexa Sandman, Senior
Wauneta-Palisade



Kierra Miller, Junior
Bayard



Brenton Abbott, Senior
Leyton

