

GIRLS BASKETBALL



NSAA STATE CHAMPIONSHIPS

\$5



"NSAA activities...the other half of education."

Dear Friends:

Welcome to another exciting Nebraska School Activities Association championship competition!

Congratulations to the students who have qualified for this year's championship. Your success is a testament to long hours of practice and preparation.

Nebraska's families, schools, and communities are passionate supporters of our students competing in extracurricular activities. Thank you to the parents, grandparents, coaches, and fans who have cheered them on this season.

Extracurricular activities are a valuable component of education. They develop character and teach important skills like teamwork, fair play, and perseverance. These skills will serve students well as they graduate and take on leadership positions in society.

Regardless of the outcome, I hope the competition is enjoyable and provides you with memories that last a lifetime. Best wishes for a safe and successful championship!



Sincerely,
Pete Ricketts
Governor

Congratulations to the student participants, their parents, and the schools they represent on qualifying for the NSAA State Championship activities. We welcome you and applaud your hard work and dedication. The time, the effort, and the commitment you have put into your activity has paid off and you should be very proud of this accomplishment.

The Nebraska School Activities Association is proud of the educational based activities that we provide to our schools for our students. Our mission is to promote the high ideals of citizenship, fair competition, sportsmanship, and teamwork in an effort to complement our member schools' curricular programs.

Perhaps cliché, but definitely true, today's students are tomorrow's leaders. Events like our Championships help to form these leaders by instilling values and leadership qualities while rounding out their educational experiences.

None of this would be possible without the incredible dedication and commitment of the many outstanding teachers, coaches, and administrators throughout Nebraska. These educators, together with strong support from parents and guardians, patrons, and fans like you, provide our children a solid foundation for their future success

Once again, congratulations, and good luck!



Jay Bellar
NSAA Executive Director



“NSAA activities...the other half of education.”

GIRLS BASKETBALL

NSAA STATE CHAMPIONSHIPS
MARCH 7-12, 2022
LINCOLN

Monday, March 7

| | Pinnacle Bank Arena | Devaney Sports Center | Lincoln Northeast | Lincoln North Star |
|------------|--------------------------------|----------------------------------|------------------------------|-------------------------------|
| 9:00 A.M. | Class B Boys | Class C1 Girls | Class D2 Girls | Class D1 Boys |
| 10:45 A.M. | Class B Boys | Class C1 Girls | Class D2 Girls | Class D1 Boys |
| 1:30 P.M. | Class A Girls | Class C1 Girls | Class C2 Boys | Class D1 Boys |
| 3:15 P.M. | Class A Girls | Class C1 Girls | Class C2 Boys | Class D1 Boys |
| 6:00 P.M. | Class A Girls | Class B Boys | Class C2 Boys | Class D2 Girls |
| 7:45 P.M. | Class A Girls | Class B Boys | Class C2 Boys | Class D2 Girls |

Tuesday, March 8

| | Pinnacle Bank Arena | Devaney Sports Center | Lincoln Southeast | Lincoln Southwest |
|------------|--------------------------------|----------------------------------|------------------------------|------------------------------|
| 9:00 A.M. | Class B Girls | Class C1 Boys | Class D2 Boys | Class D1 Girls |
| 10:45 A.M. | Class B Girls | Class C1 Boys | Class D2 Boys | Class D1 Girls |
| 1:30 P.M. | Class A Boys | Class C1 Boys | Class C2 Girls | Class D1 Girls |
| 3:15 P.M. | Class A Boys | Class C1 Boys | Class C2 Girls | Class D1 Girls |
| 6:00 P.M. | Class A Boys | Class B Girls | Class C2 Girls | Class D2 Boys |
| 7:45 P.M. | Class A Boys | Class B Girls | Class C2 Girls | Class D2 Boys |

Wednesday, March 9

| | Pinnacle Bank Arena | Devaney Sports Center |
|------------|--------------------------------|----------------------------------|
| 9:00 A.M. | Class C1 Girls | Class D1 Boys |
| 10:45 A.M. | Class C1 Girls | Class D1 Boys |
| 1:30 P.M. | Class B Boys | Class C2 Boys |
| 3:15 P.M. | Class B Boys | Class C2 Boys |
| 6:00 P.M. | Class A Girls | Class D2 Girls |
| 7:45 P.M. | Class A Girls | Class D2 Girls |

Thursday, March 10

| | Pinnacle Bank Arena | Devaney Sports Center | Lincoln High (3rd & 4th Place) |
|------------|--------------------------------|----------------------------------|---|
| 9:00 A.M. | Class C1 Boys | Class D1 Girls | 9:00 A.M. Class C2 Boys |
| 10:45 A.M. | Class C1 Boys | Class D1 Girls | 11:00 A.M. Class C1 Girls |
| 1:30 P.M. | Class B Girls | Class C2 Girls | 1:00 P.M. Class D2 Girls |
| 3:15 P.M. | Class B Girls | Class C2 Girls | 3:00 P.M. Class D1 Boys |
| 6:00 P.M. | Class A Boys | Class D2 Boys | |
| 7:45 P.M. | Class A Boys | Class D2 Boys | |

Friday, March 11 - Championships

| | Pinnacle Bank Arena | Lincoln East (3rd & 4th Place) |
|------------|--------------------------------|---|
| 9:00 A.M. | Class D1 Boys | 9:00 A.M. Class C2 Girls |
| 11:00 A.M. | Class C1 Girls | 11:00 A.M. Class C1 Boys |
| 1:00 P.M. | Class B Boys | 1:00 P.M. Class D2 Boys |
| 4:00 P.M. | Class C2 Boys | 3:00 P.M. Class D1 Girls |
| 6:00 P.M. | Class A Girls | |
| 8:00 P.M. | Class D2 Girls | |

Saturday, March 12 - Championships

| | Pinnacle Bank Arena |
|------------|----------------------------|
| 9:00 A.M. | Class D1 Girls |
| 11:00 A.M. | Class C1 Boys |
| 1:00 P.M. | Class B Girls |
| 4:00 P.M. | Class C2 Girls |
| 6:00 P.M. | Class A Boys |
| 8:00 P.M. | Class D2 Boys |

NSAA EXECUTIVE DIRECTOR

Jay Bellar

CHAMPIONSHIP DIRECTOR

Jon Dolliver, NSAA Assistant Director

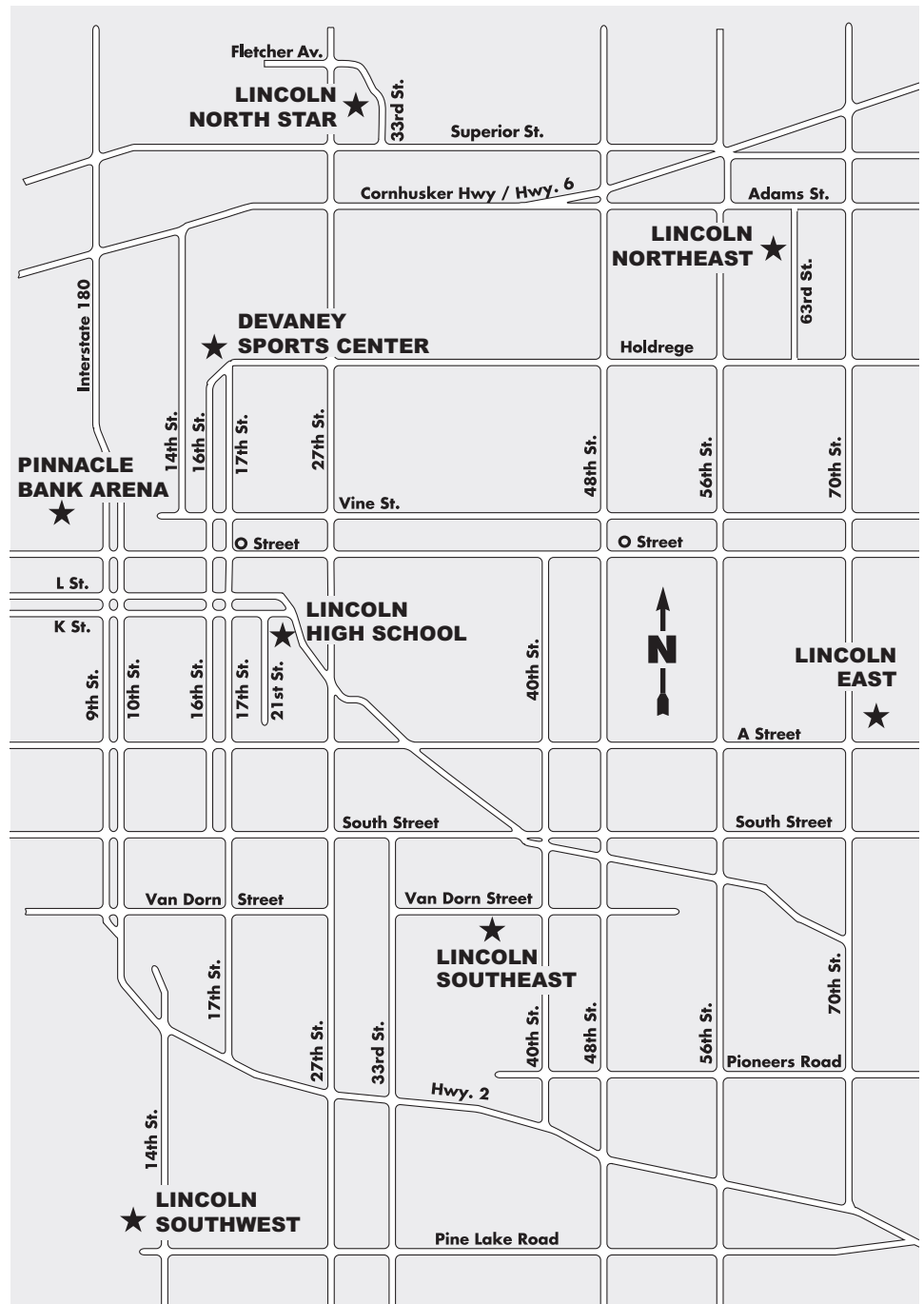
PHYSICIANS

Dr. Tim Dalton
Dr. Kyle Haefele
Dr. Dennis Hodge
Dr. Lynette Kramer
Dr. Nate Krug
Kellie Larson, PA
Dr. John Majerus
Dr. Michelle Manning
Dr. Ross Mathiasen
Dr. Kody Moffatt
Dr. Hank Newburn
Dr. Natalie Ronshaugen
Mike Sebek
Dr. Janet Sellon
Dr. Jason Summa
Dr. Brad Vasa

NSATA ATHLETIC TRAINERS

Jordan Bart
Kurt Behrhorst
Jayson Brueggemann
Melisa Bulin
Brian Butler
Stacey Dahlkoetter
Justin Eggleston
Drew Erks
Micah Hamik
Chance Hohensee
Brooke Hughes
Crystal Kjar
Danielle Kleber
Hannah Landy
Nicole Lee
Denise Marshall
Rob Marshall
Mac McCuiston
Tyler Rediger
Andrew Sheridan
Mike Sloup
Jordan Stithem
Becky Sullivan
Rebecca Townsend
Ryan Townsend
Whittney Vesser
Tyler Vrba

CHAMPIONSHIP SITES



NATIONAL ANTHEM SINGERS

Friday, March 11

Rachel Kearney of Lexington High School
John Greisen of Lincoln Southwest High School
Amy Birkhofer of Kimball High School

Saturday, March 12

Joshua Jurchen of Seward High School
Brian Dieckmann of Aurora High School
Aubrey Falter of Lincoln Southwest High School

HOSPITALITY

All qualifying teams are treated to a pizza party during their stay in Lincoln. Pizza is provided by Valentino's, the Lincoln Convention and Visitor's Bureau, NSAA, Lincoln Pepsi Cola, and Pinnacle Bank Arena.

Cover photos courtesy of Callam Sports Photography.

REIMAGINE LINCOLN



LINCOLN[™]
CONVENTION
AND VISITORS
BUREAU

[LINCOLN.ORG/VISIT](https://lincoln.org/visit)

FIND YOUR HAPPY PLACE IN LINCOLN, NEBRASKA

After the final points, explore the eclectic mix of food, culture and fun that Lincoln has to offer.




sccstorm.com

In the classroom and on the court, SCC student-athletes excel!


- Beatrice Campus (approx. 1,000 students)
- New on-campus housing, dining hall and academic buildings
- Student support services

Contact Lynn Schlake, Head Coach
402-802-6175
lschlake@southeast.edu



Hunter Hartshorn
Utica, NE

**Make a fast break
to Amigos after the game.**



13 Lincoln locations!





**DUNCAN
AVIATION**

TAKE YOUR CAREER TO NEW HEIGHTS


APPLY TODAY!

www.DuncanAviation.aero/careers

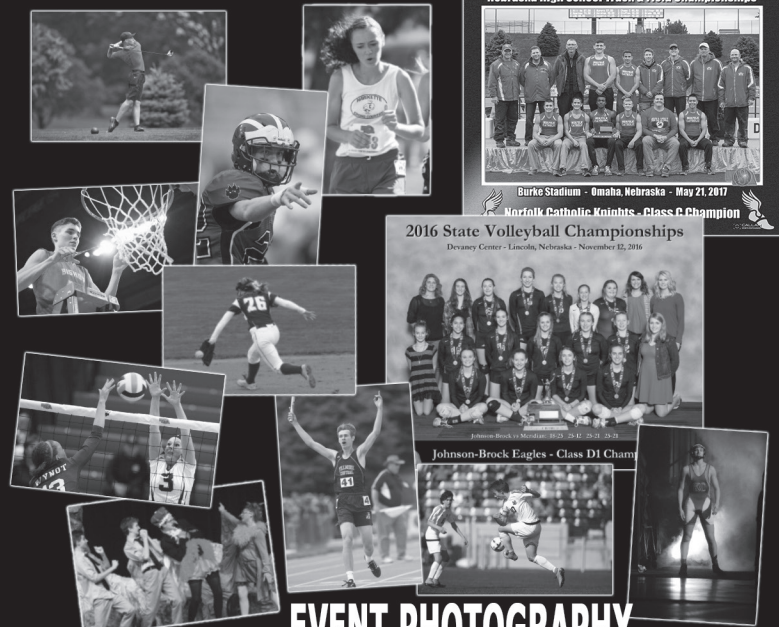


CALLAM SPORTS PHOTOGRAPHY

WWW.CALLAMSPORTSPHOTO.COM
EMAIL: CALLAMSPORTS@GMAIL.COM
PHONE: 402-499-5630



SCHOOL TEAM AND INDIVIDUAL PHOTOS



EVENT PHOTOGRAPHY



SOMEONE IS COUNTING
ON YOU TO **BUCKLE UP.**

NDOT
Highway Safety Office



**IT HURTS WORSE
THAN IT LOOKS.**

A DUI costs more than you think.

GET A RIDE.

NDOT
Highway Safety Office



All your needs. One solution.

Support all of your school's teams under one roof with a Hudl athletic department package.



Film Room

Our intuitive video tools get your athletes better prepared for opportunities at the next level.

Highlights

Intuitive creation tools let you build and share dynamic highlight reels to show off in seconds.

Data On-Demand

Get interactive data reports on all of your game and scout film, in less than a day.

Community

Sharing your video with your fans and followers is simple, so you can make lasting memories.

Learn more at hudl.com/nsaa

CLASS A

NSAA Girls Basketball Bracket

Pinnacle Bank Arena • March 7 • 1:30 pm



#1 Millard South
Patriots (26-0) 47.7692

vs.



#8 Bellevue West
Thunderbirds (18-6) 44.5417

Pinnacle Bank Arena • March 7 • 3:15 pm



#4 Omaha Central
Eagles (24-3) 46.2963

vs.



#5 Lincoln Southwest
Silver Hawks (19-5) 45.7083

Pinnacle Bank Arena • March 7 • 6:00 pm



#2 Fremont
Tigers (22-2) 47.2500

vs.



#7 Lincoln Pius X
Thunderbolts (19-6) 45.3600

Pinnacle Bank Arena • March 7 • 7:45 pm



#3 Lincoln High
Links (21-2) 46.7391

vs.



#6 Bellevue East
Chieftains (19-6) 45.4000

Semifinals
Pinnacle Bank Arena • March 9 • 6:00 pm

Winner
Game 1

Winner
Game 2

Finals
Pinnacle Bank Arena • March 11 • 6:00 pm

Winner
Game 5

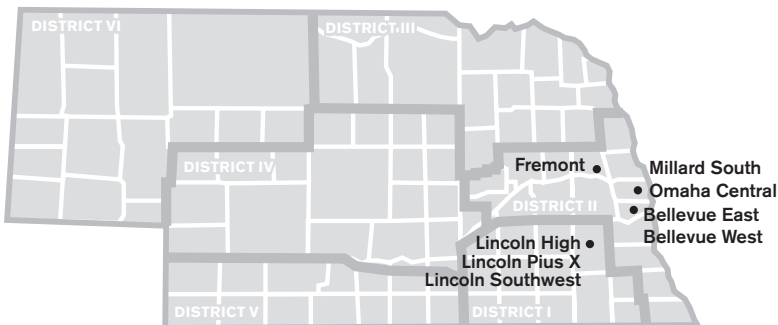
Winner
Game 6

Champion

Semifinals
Pinnacle Bank Arena • March 9 • 7:45 pm

Winner
Game 3

Winner
Game 4



MILLARD SOUTH Patriots | Red/White | 26-0

Superintendent: Dr. Jim Suttin
Principal: Heidi Weaver
Athletic Director: Steve Throne
NSAA Team Enrollment: 937
Conference: Metro
Head Coach: Bryce Meyers
Assistant Coaches: Scott Persigehl, Kevin Freeman, Darrin Comstock, Tatum Mendenhall, Sarah Martin
State Tournament Appearances: 23
Most Recent State Tournament: 2021
State Championship Years: A/1989, A/1992, A/1996
Runner-up: A/1988, A/1993, A/2017, A/2018



Season Record 26-0

| | | |
|-------------------------|---|-------|
| Lincoln Southeast | W | 66-22 |
| Bellevue West | W | 57-55 |
| Papillion-LaVista South | W | 80-24 |
| Lincoln Southeast | W | 78-28 |
| Bellevue East | W | 66-56 |
| Omaha Burke | W | 80-19 |
| Omaha South | W | 70-20 |
| Omaha Benson | W | 77-53 |
| Bellevue East | W | 58-54 |
| Omaha Central | W | 77-68 |
| Omaha Benson | W | 66-63 |
| Omaha Marian | W | 70-46 |
| Gretna | W | 53-34 |
| Lincoln High | W | 77-68 |
| Millard North | W | 61-55 |
| Elkhorn South | W | 67-34 |
| Papillion-LaVista | W | 78-53 |
| Millard West | W | 63-50 |
| Glenwood, IA | W | 63-42 |
| Omaha Central | W | 56-45 |
| Lincoln Northeast | W | 75-46 |
| Columbus | W | 72-37 |
| Omaha North | W | 69-17 |
| Omaha Westside | W | 68-43 |
| Omaha South | W | 74-32 |
| Papillion-LaVista South | W | 60-47 |

| No. | Name | GR | POS | HT | PTS | AVG | REB | AVG | AST | STL | BLK |
|-----|-------------------|----|-----|------|-----|------|-----|-----|-----|-----|-----|
| 5 | Miranda Kelly | 11 | F | 5-11 | 78 | 3.1 | 71 | 3.6 | 34 | 28 | 8 |
| 10 | Megan Belt | 12 | G | 5-7 | 278 | 11.1 | 61 | 2.4 | 70 | 58 | 1 |
| 11 | Alexa Finkenbiner | 11 | G/F | 5-11 | 89 | 4.2 | 132 | 6.3 | 126 | 63 | 7 |
| 13 | Branwyn Gramke | 9 | G | 5-9 | 22 | 2.2 | 12 | 1.4 | 3 | 2 | 0 |
| 15 | Ella Haakinson | 12 | G | 5-9 | 24 | 1.6 | 21 | 1.4 | 3 | 3 | 0 |
| 20 | Grace Prucha | 11 | G | 5-7 | 26 | 2.6 | 14 | 1.4 | 7 | 3 | 0 |
| 22 | Cora Olsen | 11 | G/F | 5-9 | 213 | 11.8 | 91 | 5.5 | 51 | 48 | 7 |
| 23 | Mya Babbitt | 11 | G | 5-8 | 432 | 18 | 68 | 2.8 | 60 | 52 | 3 |
| 24 | Khloe Lemon | 11 | F | 5-10 | 360 | 15.7 | 98 | 4.3 | 42 | 32 | 9 |
| 31 | Jayla Cleveland | 9 | F | 6-1 | 19 | 2.7 | 21 | 3 | 0 | 1 | 1 |
| 32 | Emorie Swanson | 9 | G | 5-6 | 10 | 1.4 | 6 | .9 | 2 | 3 | 0 |
| 33 | Juliana Jones | 11 | F | 5-10 | 166 | 6.6 | 134 | 7.3 | 72 | 63 | 26 |
| 42 | Teagan Noelle | 9 | G | 5-7 | 11 | 1.6 | 2 | .5 | 1 | 2 | 0 |

BELLEVUE WEST Thunderbirds | Purple/Gold/White | 18-6

Superintendent: Jeff Rippe
Principal: Kevin Rohlfs
Athletic Director: Jon Mauro
NSAA Team Enrollment: 554
Conference: Metro
Head Coach: Dane Bacon
Assistant Coaches: Matt Imig, Connor Dukes, Emily Salie
State Tournament Appearances: 12
Most Recent State Tournament: 2016
State Championship Years: A/2007, A/2009, A/2010
Runner-up: A/2011, A/2013, A/2014



Season Record 18-6

| | | |
|-------------------------|---|-------|
| Norfolk | W | 58-26 |
| Millard South | L | 55-57 |
| Papillion-LaVista | W | 69-55 |
| Lincoln Pius X | W | 53-50 |
| Elkhorn South | W | 63-25 |
| Grand Island | W | 68-18 |
| Omaha Northwest | W | 61-26 |
| Millard North | L | 46-47 |
| CB Abraham Lincoln, IA | W | 63-26 |
| Gretna | W | 57-42 |
| Papillion-LaVista South | W | 66-31 |
| Omaha Benson | W | 77-66 |
| Omaha North | W | 64-18 |
| Bellevue East | L | 32-50 |
| Millard West | W | 56-50 |
| Millard North | L | 36-46 |
| Omaha Marian | W | 67-34 |
| Omaha South | W | 73-25 |
| Lincoln East | L | 44-46 |
| Omaha Bryan | W | 2-0 |
| Bennington | W | 64-41 |
| Omaha Central | L | 39-55 |
| Omaha Marian | W | 54-47 |
| Lincoln Pius X | W | 38-36 |

| No. | Name | GR | POS | HT | PTS | AVG | REB | AVG | AST | STL | BLK |
|-----|----------------------|----|-----|------|-----|------|-----|------|-----|-----|-----|
| 0 | Ahnica Russell-brown | 10 | G | 5-8 | 193 | 8.4 | 72 | 3.1 | 20 | 36 | 0 |
| 1 | Alyssa Fjelstad | 12 | G | 5-4 | 0 | 1.5 | 20 | 0.9 | 16 | 21 | 0 |
| 2 | Grace Schaefer | 12 | F | 6-0 | 132 | 5.7 | 248 | 10.8 | 17 | 13 | 4 |
| 2 | Taryn Wharton | 12 | G | 5-6 | 310 | 13.5 | 50 | 2.2 | 69 | 65 | 0 |
| 3 | Faith Elmore | 11 | G | 5-7 | 56 | 2.4 | 47 | 2 | 9 | 24 | 0 |
| 4 | Kenzie Melcher | 10 | G | 5-10 | 223 | 9.7 | 83 | 3.6 | 30 | 34 | 0 |
| 5 | Mia McVay | 10 | G | 5-9 | 5 | 0.3 | 2 | 0.1 | 3 | 0 | 0 |
| 10 | Taylee Wharton | 9 | G | 5-2 | 5 | 0.2 | 5 | 0.1 | 0 | 1 | 0 |
| 12 | Zhyael Dotzler | 9 | G | 5-8 | 28 | 1.2 | 20 | 0.9 | 4 | 12 | 0 |
| 15 | Amy Oltman | 10 | G | 5-8 | 7 | 0.3 | 4 | 0.2 | 0 | 1 | 0 |
| 30 | Kara Muller | 10 | G | 5-7 | 7 | 0.3 | 7 | 0.3 | 0 | 1 | 0 |
| 34 | Makayla Mitchell | 10 | F | 5-11 | 0 | 0 | 5 | 0.2 | 1 | 1 | 0 |
| 50 | Danielle Peterson | 12 | F | 5-11 | 213 | 9.3 | 155 | 6.7 | 30 | 27 | 0 |
| 55 | Danielle Coyer | 10 | F | 6-2 | 0 | 2.4 | 43 | 1.9 | 2 | 4 | 6 |

OMAHA CENTRAL Eagles | Purple/White | 24-3

Superintendent: Dr. Cheryl Logan
Principal: Ellisa D. Kirksey
Athletic Director: Rob Locken
NSAA Team Enrollment: 1087
Conference: Metro
Head Coach: Michael Kroupa
Assistant Coaches: Joe DeMilt, Jenna Saraka, Mario Henderson, Dylan Folkens
State Tournament Appearances: 13
Most Recent State Tournament: 2021
State Championship Years: A/1983, A/1984, A/2012



Season Record 24-3

| | | |
|----------------------------------|---|-------|
| Omaha Bryan | W | 95-8 |
| Omaha Northwest | W | 72-29 |
| Gretna | W | 54-40 |
| Elkhorn South | W | 55-44 |
| Kearney | W | 60-47 |
| Papillion-LaVista South | W | 80-56 |
| Omaha North | W | 89-21 |
| Omaha Burke | W | 72-25 |
| Omaha Westside | W | 74-55 |
| Millard North | W | 68-53 |
| Millard South | L | 68-77 |
| Omaha Burke | W | 65-17 |
| Lincoln College Prep Academy, MO | W | 74-43 |
| Bishop Neumann | W | 56-41 |
| Lincoln East | W | 48-28 |
| Millard North | W | 57-51 |
| Bellevue East | W | 51-38 |
| Gretna | W | 59-40 |
| Lincoln Southwest | L | 46-60 |
| Millard South | L | 45-56 |
| Omaha Northwest | W | 69-43 |
| Omaha Westside | W | 72-57 |
| Lincoln North Star | W | 71-25 |
| Bellevue West | W | 55-39 |
| Omaha Marian | W | 78-36 |
| Elkhorn South | W | 71-24 |
| Millard West | W | 59-43 |

| No. | Name | GR | POS | HT | PTS | AVG | REB | AVG | AST | STL | BLK |
|-----|---------------------------|----|-----|------|-----|------|-----|------|-----|-----|-----|
| 1 | Paris Devers | 10 | G | 5-4 | 62 | 2.3 | 22 | 0.8 | 36 | 21 | 1 |
| 2 | Claire Williams | 12 | G | 5-5 | 111 | 4.6 | 66 | 2.8 | 78 | 34 | 4 |
| 3 | Aalaiya Davis | 9 | G | 5-6 | 6 | 0.9 | 11 | 1.0 | 4 | 5 | 0 |
| 4 | Alahna Davis | 12 | G | 5-1 | 11 | 0.0 | 35 | 1.5 | 18 | 22 | 1 |
| 13 | Inia Jones | 10 | G | 5-6 | 207 | 9.4 | 87 | 4.0 | 99 | 49 | 3 |
| 22 | Ital Lopuyo | 12 | C | 6-5 | 275 | 10.6 | 263 | 10.1 | 20 | 35 | 83 |
| 23 | Aaniya Webb | 12 | F | 5-10 | 488 | 18.8 | 98 | 3.8 | 45 | 54 | 4 |
| 24 | Aniah Wayne | 12 | G | 5-8 | 388 | 14.4 | 102 | 3.8 | 32 | 50 | 8 |
| 31 | Calista Perkins | 12 | G | 5-6 | 24 | 1.0 | 34 | 1.5 | 6 | 15 | 0 |
| 33 | Kiara Baptiste | 10 | F | 5-9 | 55 | 3.4 | 25 | 1.6 | 4 | 10 | 0 |
| 34 | Marion Henderson | 9 | F | 5-8 | 0 | 0.0 | 1 | 0.2 | 0 | 0 | 0 |
| 35 | TaShiya McClinton | 12 | F | 5-9 | 15 | 1.1 | 16 | 1.1 | 3 | 5 | 1 |
| 42 | Lilliana Petersen | 10 | F | 6-0 | 79 | 3.2 | 53 | 2.1 | 11 | 11 | 11 |
| 44 | Pierre Noelle Tcheuhchoua | 9 | C | 5-11 | 37 | 2.1 | 27 | 1.5 | 2 | 5 | 3 |

LINCOLN SOUTHWEST Silver Hawks | Forest Green/Silver | 19-5

Superintendent: Dr. Steve Joel
Principal: John Matzen
Athletic Director: Mark Armstrong
NSAA Team Enrollment: 790
Conference: Heartland Athletic Conference
Head Coach: Tim Barada
Assistant Coaches: Tom Druse, Nicole Kubik, Alex Israelson, Adam Monk, Ash Wimes
State Tournament Appearances: 10
Most Recent State Tournament: 2021
State Championship Years: A/2017
Runner-up: A/2019



Season Record 19-5

| | | |
|-------------------------|---|-------|
| Papillion-LaVista South | W | 53-35 |
| Bellevue East | W | 48-38 |
| Norfolk | W | 50-25 |
| Omaha South | W | 70-21 |
| Lincoln Southeast | W | 61-23 |
| Omaha Marian | W | 71-33 |
| Columbus | W | 40-9 |
| Fremont | L | 42-69 |
| Lincoln Pius X | L | 42-49 |
| Grand Island | W | 75-11 |
| Lincoln Northeast | W | 66-52 |
| Kearney | W | 61-42 |
| Fremont | L | 45-49 |
| Lincoln North Star | W | 71-28 |
| Omaha Central | W | 60-46 |
| Gretna | W | 50-25 |
| Columbus | W | 58-32 |
| Millard North | L | 34-48 |
| Lincoln East | W | 58-53 |
| Omaha Northwest | W | 62-39 |
| Lincoln High | L | 42-55 |
| Papillion-LaVista | W | 58-38 |
| Norfolk | W | 65-35 |
| Lincoln East | W | 43-36 |

| No. | Name | GR | POS | HT | PTS | AVG | REB | AVG | AST | STL | BLK |
|-----|--------------------|----|-----|------|-----|------|-----|-----|-----|-----|-----|
| 2 | Aniya Seymore | 11 | G | 5-5 | 182 | 7.6 | 54 | 2.3 | 48 | 41 | 2 |
| 3 | Lizzie Lesoing | 11 | G | 5-8 | 62 | 3.6 | 19 | 1.1 | 10 | 6 | 0 |
| 4 | Taryn Ling | 12 | G | 5-8 | 37 | 4.6 | 20 | 2.5 | 11 | 19 | 1 |
| 10 | Freddie Wallace | 12 | F | 6-0 | 255 | 12.1 | 95 | 4.5 | 18 | 19 | 12 |
| 11 | Malayah Long | 10 | F | 6-0 | 35 | 2.2 | 42 | 2.6 | 4 | 6 | 1 |
| 13 | Nyabuoy Buom | 12 | C | 6-4 | 35 | 2.7 | 17 | 1.3 | 0 | 1 | 2 |
| 15 | Kennadi Williams | 10 | G | 5-3 | 271 | 11.3 | 75 | 3.1 | 84 | 79 | 1 |
| 21 | Alexa Gobel | 11 | F | 6-1 | 31 | 2.2 | 37 | 2.6 | 7 | 6 | 5 |
| 24 | McKenna Rathbun | 12 | G | 5-7 | 113 | 6.3 | 45 | 2.9 | 32 | 47 | 2 |
| 30 | Brinly Christensen | 11 | F | 6-0 | 209 | 8.7 | 95 | 4.1 | 22 | 32 | 11 |
| 33 | Hayden Rathe | 9 | G | 5-6 | 16 | 1.3 | 8 | 0.7 | 4 | 15 | 0 |
| 34 | Emma Dostal | 9 | G | 5-3 | 14 | 1.2 | 9 | 0.8 | 3 | 5 | 0 |
| 35 | Trumyne Lee | 12 | F | 5-10 | 65 | 2.8 | 40 | 1.7 | 12 | 15 | 1 |

FREMONT Tigers | Black/Gold | 22-2

Superintendent: Mark Shepard
Principal: Myron Sikora
Athletic Director: Scott Anderson
NSAA Team Enrollment: 587
Conference: Heartland
Head Coach: Kelly Flynn
Assistant Coaches: Nate Karnatz, Erin Burling, Turner Dahl
State Tournament Appearances: 9
Most Recent State Tournament: 2021
Runner-up: A/2021



Season Record 22-2

| | | |
|--------------------|---|-------|
| Lincoln Pius X | L | 64-68 |
| Millard West | W | 69-46 |
| Omaha Benson | W | 64-27 |
| Papillion-LaVista | W | 68-48 |
| Nixa, MO | W | 69-63 |
| Lincoln Northeast | W | 60-47 |
| Lincoln Southwest | W | 69-42 |
| Lincoln Pius X | W | 59-47 |
| Omaha Burke | W | 64-18 |
| Columbus | W | 64-28 |
| Lincoln East | W | 59-33 |
| Omaha Marian | W | 78-48 |
| Lincoln Southeast | W | 81-42 |
| Lincoln Southwest | W | 49-45 |
| Norfolk | W | 62-36 |
| Bellevue East | W | 80-58 |
| Lincoln High | L | 64-68 |
| Glenwood, IA | W | 72-57 |
| Grand Island | W | 76-12 |
| Kearney | W | 74-62 |
| Lincoln North Star | W | 71-30 |
| Lincoln Northeast | W | 83-39 |
| Lincoln North Star | W | 82-42 |
| Kearney | W | 65-42 |

| No. | Name | GR | POS | HT | PTS | AVG | REB | AVG | AST | STL | BLK |
|-----|-------------------|----|-----|------|-----|------|-----|-----|-----|-----|-----|
| 2 | Sydney Glause | 10 | G | 5-6 | 15 | .9 | 15 | .9 | 5 | 6 | 0 |
| 3 | Margaret McClain | 11 | G | 5-5 | 6 | .5 | 9 | .7 | 2 | 1 | 0 |
| 4 | Jenna McClain | 9 | G | 5-8 | 2 | .3 | 0 | 0 | 1 | 0 | 0 |
| 10 | Taylor McCabe | 12 | G | 5-9 | 554 | 21.3 | 146 | 5.6 | 89 | 70 | 24 |
| 11 | Matthea Dalton | 9 | F | 5-10 | 20 | 1.3 | 30 | 2.0 | 0 | 3 | 1 |
| 14 | Emmalee Sheppard | 11 | G | 5-7 | 72 | 2.8 | 60 | 2.3 | 29 | 16 | 1 |
| 21 | Elise Estudillo | 12 | F | 5-9 | 14 | .08 | 11 | .6 | 8 | 5 | 1 |
| 22 | Isabella Keaton | 12 | G | 5-6 | 154 | 5.9 | 65 | 2.5 | 103 | 32 | 1 |
| 31 | McKenna Murphy | 10 | G | 5-10 | 313 | 12.0 | 88 | 3.4 | 63 | 42 | 5 |
| 32 | Sarah Shepard | 12 | F | 5-11 | 277 | 10.7 | 173 | 6.7 | 56 | 31 | 4 |
| 42 | Macy Bryant | 12 | C | 5-11 | 257 | 9.9 | 172 | 6.6 | 44 | 72 | 28 |
| 44 | Mackenzie Kinning | 12 | C | 5-10 | 5 | .3 | 21 | 1.3 | 1 | 2 | 1 |
| 45 | Katelyn Denker | 9 | G | 5-6 | 4 | 1.0 | 1 | 1.0 | 0 | 3 | 0 |

LINCOLN PIUS X Thunderbolts | Green/Gold/White | 19-6

Superintendent: Tom Korta
Principal: Terry Kathol
Athletic Director: Greg Lesiak
NSAA Team Enrollment: 427
Conference: Heartland Athletic Conference
Head Coach: Ryan Psota
Assistant Coaches: Andy Markowski, Emily Issacs, Cody Mroczek, Luke Neemann
State Tournament Appearances: 25
Most Recent State Tournament: 2021
State Championship Years: B/1991, B/1992, B/2015, A/2020, A/2021
Runner-up: B/1988, B/1989, B/1990, B/1996, B/2002, B/2009, B/2014



Season Record 19-6

| | | |
|----------------------|---|-------|
| Fremont | W | 68-64 |
| North Platte | W | 62-33 |
| Omaha South | W | 59-27 |
| Bellevue West | L | 50-53 |
| Lincoln North Star | W | 75-26 |
| Gretna | W | 46-35 |
| Kearney | W | 47-41 |
| Lincoln East | W | 59-52 |
| Fremont | L | 47-59 |
| Lincoln Southwest | W | 49-42 |
| Lincoln Northeast | W | 50-42 |
| Lincoln High | L | 47-53 |
| Omaha Bryan | W | 1-0 |
| Kearney | W | 41-35 |
| Norfolk | W | 57-37 |
| Omaha Skutt Catholic | L | 39-45 |
| Columbus | W | 63-31 |
| Omaha Burke | W | 64-32 |
| North Platte | W | 64-35 |
| Lincoln East | L | 37-39 |
| Elkhorn | W | 58-27 |
| Lincoln Southeast | W | 50-31 |
| Grand Island | W | 71-18 |
| Papillion-LaVista | W | 45-43 |
| Bellevue West | L | 36-38 |

| No. | Name | GR | POS | HT | PTS | AVG | REB | AVG | AST | STL | BLK |
|-----|------------------|----|-----|------|-----|------|-----|-----|-----|-----|-----|
| 4 | Lillian Hodge | 11 | G | 5-5 | 100 | 4.1 | 43 | 1.8 | 35 | 31 | 2 |
| 10 | Tenley Heimes | 12 | G | 5-4 | 12 | 1.2 | 2 | .2 | 4 | 4 | 0 |
| 12 | Hailey Kobza | 11 | G | 5-8 | 4 | .4 | 4 | .4 | 5 | 3 | 0 |
| 14 | Norah Stewart | 10 | G | 5-4 | 5 | .6 | 3 | .3 | 4 | 1 | 0 |
| 20 | Brynn Sebek | 10 | G | 5-6 | 52 | 3.1 | 19 | 1.1 | 9 | 5 | 0 |
| 22 | Keeleigh Knobbe | 9 | G | 5-10 | 28 | 1.5 | 20 | 1.1 | 14 | 8 | 1 |
| 24 | Makenna Lesiak | 11 | G | 5-9 | 199 | 8.3 | 55 | 2.3 | 28 | 30 | 3 |
| 30 | Sara Iburg | 10 | F | 5-10 | 166 | 6.9 | 113 | 4.7 | 48 | 24 | 6 |
| 32 | Adison Markowski | 11 | G | 5-8 | 302 | 12.6 | 86 | 3.6 | 35 | 49 | 0 |
| 34 | Charlee Hagedorn | 12 | F | 5-10 | 130 | 5.42 | 72 | 3.0 | 48 | 19 | 6 |
| 40 | Aly Woita | 12 | F | 5-11 | 72 | 3.0 | 62 | 2.6 | 18 | 16 | 13 |
| 42 | Madelyn Navrkal | 11 | F | 5-10 | 169 | 7.0 | 96 | 4.0 | 16 | 18 | 6 |
| 44 | Sidda Hagedorn | 10 | G | 5-10 | 19 | 1.7 | 11 | 1 | 5 | 5 | 1 |
| 52 | Ellie Wells | 9 | F | 5-11 | 26 | 2.6 | 20 | 2.0 | 5 | 1 | 0 |

LINCOLN HIGH Links | Black/Red/White | 21-2

Superintendent: Dr. Steve Joel
Principal: Mark Larson
Athletic Director: Pat Gatzemeyer
NSAA Team Enrollment: 878
Conference: Heartland
Head Coach: Dominique Kelley-Johnson
Assistant Coaches: Autumn Zenon, Frank Cuddy, Dante Owens
State Tournament Appearances: 14
Most Recent State Tournament: 2018
State Championship Years: A/1980
Runner-up: A/1981, A/1985, A/1992



Season Record 21-2

| | | |
|--------------------|---|-------|
| Millard North | W | 44-38 |
| Omaha Westside | W | 57-32 |
| Lincoln North Star | W | 72-14 |
| Elkhorn South | W | 63-20 |
| Lincoln Northeast | W | 57-41 |
| Millard West | W | 53-42 |
| Lincoln East | L | 40-42 |
| Grand Island | W | 72-17 |
| Columbus | W | 63-25 |
| Lincoln Pius X | W | 53-47 |
| Millard South | L | 68-77 |
| Norfolk | W | 60-31 |
| Lincoln East | W | 49-35 |
| Kearney | W | 53-44 |
| Omaha Benson | W | 80-41 |
| Fremont | W | 68-64 |
| Omaha Northwest | W | 64-30 |
| Lincoln Southeast | W | 58-21 |
| Papillion-LaVista | W | 71-43 |
| Lincoln Southwest | W | 55-42 |
| Gretna | W | 51-38 |
| Omaha Burke | W | 84-23 |
| Lincoln Northeast | W | 65-53 |

| No. | Name | GR | POS | HT | PTS | AVG | REB | AVG | AST | STL | BLK |
|-----|------------------------|----|-----|-----|-----|------|-----|-----|-----|-----|-----|
| 0 | Aniyah Hicks-Robinson | 9 | G | 5-5 | 41 | 2.9 | 11 | .8 | 4 | 6 | 0 |
| 10 | J'unti Franklin | 12 | G | 5-6 | 308 | 13.4 | 127 | 5.5 | 46 | 60 | 5 |
| 13 | Ariana Hoagland | 12 | F | 5-8 | 46 | 2 | 60 | 2.6 | 7 | 12 | 0 |
| 21 | Jailynn Brill | 11 | C | 6-1 | 138 | 6 | 117 | 5.1 | 12 | 23 | 23 |
| 22 | Marlana Saalfeld-Green | 11 | F | 6-1 | 19 | 3.8 | 8 | 1.6 | 0 | 1 | 2 |
| 23 | Briauna Robinson | 11 | G | 5-7 | 281 | 12.2 | 92 | 4 | 44 | 55 | 7 |
| 24 | Kiana Wiley | 11 | G | 5-5 | 230 | 10 | 120 | 5.2 | 21 | 65 | 5 |
| 30 | Dyvine Harris | 11 | G | 5-5 | 138 | 6 | 72 | 3.1 | 95 | 58 | 5 |
| 32 | Jamyla Gilmore | 9 | C | 6-1 | 12 | 1.7 | 12 | 1.6 | 0 | 0 | 0 |
| 42 | Nyawarga Jock | 11 | G | 5-6 | 166 | 7.2 | 46 | 2 | 12 | 32 | 0 |
| 44 | Josie Hilkemann | 11 | F | 5-8 | 14 | 2 | 7 | 1.6 | 0 | 3 | 0 |

BELLEVUE EAST Chieftains | Purple/White/Silver | 19-6

Superintendent: Dr. Jeff Rippe
Principal: Dr. Jeff Wagner
Athletic Director: Chad Holtz
NSAA Team Enrollment: 522
Conference: Metro
Head Coach: Brittany Wilson
Assistant Coaches: Leland Johnson, Eric Lenear, Morgan Lampe, Jordan Holderness
State Tournament Appearances: 19
Most Recent State Tournament: 2014
State Championship Years: A/2002, A/2006, A/2011
Runner-up: A/1979, A/2004, A/2005



Season Record 19-6

| | | |
|-------------------------|---|-------|
| Kearney | W | 52-48 |
| Lincoln Southwest | L | 38-48 |
| Millard West | W | 57-39 |
| Grand Island | W | 68-18 |
| Millard South | L | 56-66 |
| Elkhorn South | W | 50-26 |
| Papillion-LaVista South | W | 55-40 |
| Gretna | W | 54-42 |
| Millard South | L | 54-58 |
| Papillion-LaVista | W | 40-29 |
| Millard North | W | 65-53 |
| Omaha Marian | W | 55-36 |
| Norfolk | W | 61-21 |
| Bellevue West | W | 50-32 |
| Omaha Central | L | 38-51 |
| Omaha Burke | W | 72-20 |
| Fremont | L | 58-80 |
| Papillion-LaVista South | W | 55-39 |
| Omaha Westside | W | 64-41 |
| Omaha South | W | 70-29 |
| Lincoln Northeast | L | 53-54 |
| Omaha Benson | W | 58-37 |
| Omaha Northwest | W | 67-37 |
| Omaha Northwest | W | 58-28 |
| Millard North | W | 43-39 |

| No. | Name | GR | POS | HT | PTS | AVG | REB | AVG | AST | STL | BLK |
|-----|------------------|----|-----|------|-----|------|-----|-----|-----|-----|-----|
| 2 | Kara Stricklin | 10 | G | 5-5 | 48 | 3.4 | 27 | 2.1 | 10 | 11 | 1 |
| 3 | Hattie Baird | 12 | G | 5-6 | 32 | 2.3 | 14 | 1.0 | 3 | 2 | 0 |
| 4 | Jayla Wilson | 9 | G | 5-9 | 119 | 4.8 | 60 | 2.5 | 58 | 44 | 8 |
| 10 | RyLee McLucas | 9 | F | 6-0 | 59 | 2.5 | 55 | 2.3 | 7 | 8 | 17 |
| 11 | Loveyah Jones | 9 | G | 5-5 | 17 | 1.9 | 5 | .6 | 1 | 0 | 0 |
| 12 | Bra'Ni Jackson | 9 | G | 5-5 | 41 | 3.4 | 7 | .6 | 10 | 9 | 1 |
| 13 | Riley Jensen | 12 | F | 5-11 | 341 | 13.6 | 124 | 5.2 | 37 | 44 | 1 |
| 20 | Mya Weber | 9 | G | 5-9 | 2 | .3 | 6 | .8 | 1 | 1 | 0 |
| 21 | Mackenzie Reimer | 11 | F | 5-11 | 52 | 2.2 | 64 | 2.7 | 12 | 13 | 3 |
| 22 | Mya Skoff | 11 | G | 5-11 | 446 | 17.8 | 63 | 2.6 | 45 | 33 | 8 |
| 23 | Taleya Tolbert | 11 | F | 5-9 | 0 | 0 | 8 | 1.0 | 0 | 5 | 2 |
| 30 | Kendall Taylor | 12 | G | 5-6 | 8 | 1.3 | 4 | .7 | 3 | 3 | 0 |
| 32 | Baylee Egan | 12 | F | 5-11 | 172 | 7.0 | 223 | 9.3 | 42 | 50 | 44 |
| 33 | Caitlyn Conover | 12 | G | 5-6 | 54 | 2.3 | 18 | .8 | 10 | 13 | 1 |



36th Annual

MIKE TRADER'S Mid-America BASKETBALL CAMPS



- Over 150 of the boys and girls who played in the 2021 State Basketball Tournament have attended Mike Trader's Basketball Camp!
- Over 34,000 camp participants have attended during the past 35 years!
- Outstanding coaches!
- Individual skill development emphasized!
- Games!

2022 CAMPS

OGALLALA PRAIRIE VIEW
GRAND ISLAND CENTRAL CATHOLIC
MORRILL HIGH SCHOOL
NORFOLK YMCA
CCC - COLUMBUS
DOANE UNIVERSITY
HASTINGS MIDDLE SCHOOL
HASTINGS COLLEGE



INDIVIDUAL SESSIONS:

MAY 23 - 26 • OGALLALA PRAIRIE VIEW • Boys & Girls-Commuter Only
 MAY 31 - JUNE 3 • GICC • Boys & Girls-Commuter Only
 JUNE 13 - 15 • MORRILL HIGH SCHOOL • Boys & Girls-Commuter Only
 JUNE 20 - 23 • NORFOLK YMCA • Boys & Girls-Commuter Only
 JUNE 27 - 30 • HASTINGS MIDDLE SCHOOL • Boys & Girls-Commuter Only
 (Please check website for possible changes)
 JULY 6 - 9 • DOANE UNIVERSITY • Boys-Overnight & Commuter
 JULY 6 - 9 • DOANE UNIVERSITY • Girls-Overnight & Commuter
 JULY 11 - 14 • HASTINGS COLLEGE • Boys-Overnight & Commuter
 JULY 17 - 20 • CCC-COLUMBUS • Boys-Overnight & Commuter
 JULY 17 - 20 • CCC-COLUMBUS • Girls-Overnight & Commuter
 JULY 25 - 28 • GICC • Boys & Girls-Commuter Only

For more information or applications,
 log on to Mike Trader's website at
www.traderscamp.com



Or write to:
 Mike Trader, P.O. Box 86, York, NE 68467--0086
 Phone: 402-960-8011
 E-mail: mtradercamps@outlook.com



CLASS B

NSAA Girls Basketball Bracket

Pinnacle Bank Arena • March 8 • 9:00 am



#1 Elkhorn North
Wolves (23-1) 46.4167

vs.



#8 Waverly
Vikings (12-11) 41.3478

Pinnacle Bank Arena • March 8 • 10:45 am



#4 Norris
Titans (20-4) 44.5417

vs.



#5 York
Dukes (21-4) 44.2000

Devaney Sports Center • March 8 • 6:00 pm



#2 Omaha Skutt Catholic
SkyHawks (24-1) 45.7200

vs.



#7 Blair
Bears (18-6) 42.5000

Devaney Sports Center • March 8 • 7:45 pm



#3 Adams Central
Patriots (22-3) 44.6000

vs.



#6 Beatrice
Lady Orange (16-5) 43.3810

Semifinals
Pinnacle Bank Arena • March 10 • 1:30 pm

Winner
Game 1

Winner
Game 2

Finals
Pinnacle Bank Arena • March 12 • 1:00 pm

Winner
Game 5

Winner
Game 6

Semifinals
Pinnacle Bank Arena • March 10 • 3:15 pm

Winner
Game 3

Winner
Game 4

Champion



ELKHORN NORTH Wolves | Black/Grey/Blue | 23-1

Superintendent: Bary Habrock
Principal: Dan Radicia
Athletic Director: Luke Ford
NSAA Team Enrollment: 307
Conference: Eastern Midlands Conference
Head Coach: Ann Prince
Assistant Coaches: Tony Weinandt, Lindsey Schlosser, Laura Dischler
State Tournament Appearances: 2
Most Recent State Tournament: 2021
State Championship Years: B/2021



Season Record 23-1

| | | |
|-------------------------|---|-------|
| Platteview | W | 82-20 |
| Omaha Duchesne Academy | W | 85-36 |
| Bennington | W | 79-48 |
| North Platte | W | 77-32 |
| Waverly | W | 65-37 |
| Beatrice | W | 41-25 |
| Hastings | W | 72-42 |
| Wahoo | W | 68-30 |
| Bishop Neumann | W | 63-34 |
| Omaha Roncalli Catholic | W | 82-24 |
| Ashland-Greenwood | W | 69-27 |
| Omaha Skutt Catholic | L | 54-63 |
| Omaha Gross Catholic | W | 80-29 |
| Aurora | W | 72-26 |
| Broken Bow | W | 89-31 |
| Elkhorn | W | 58-21 |
| Norris | W | 54-37 |
| Omaha Bryan | W | 2-0 |
| CB Abraham Lincoln, IA | W | 59-39 |
| Norris | W | 43-37 |
| Blair | W | 53-36 |
| Elkhorn | W | 67-32 |
| Omaha Skutt Catholic | W | 62-60 |
| McCook | W | 63-38 |

| No. | Name | GR | POS | HT | PTS | AVG | REB | AVG | AST | STL | BLK |
|-----|-----------------|----|-----|------|-----|------|-----|-----|-----|-----|-----|
| 0 | Halle Pribnow | 10 | G | 5-3 | 10 | 0.8 | 6 | 0.5 | 4 | 2 | 0 |
| 1 | Reese Booth | 10 | G | 5-8 | 85 | 3.9 | 47 | 2.1 | 33 | 42 | 3 |
| 2 | Britt Prince | 10 | G | 5-11 | 557 | 24.2 | 159 | 6.9 | 102 | 106 | 13 |
| 3 | Grace Heaney | 11 | C | 6-2 | 44 | 2.6 | 30 | 1.8 | 4 | 2 | 1 |
| 5 | Morgan Sachs | 10 | G | 5-5 | 2 | 0.3 | 6 | 1.0 | 2 | 2 | 0 |
| 10 | Grace Thompson | 11 | G | 5-9 | 176 | 7.7 | 61 | 2.7 | 56 | 41 | 6 |
| 12 | Michaela Palmer | 12 | F | 5-9 | 23 | 1.6 | 16 | 1.1 | 9 | 6 | 0 |
| 13 | Reagan Palmer | 9 | G | 5-11 | 2 | 0.4 | 2 | 0.4 | 0 | 0 | 0 |
| 14 | Finley Gragert | 11 | F | 5-8 | 10 | 0.7 | 17 | 1.7 | 3 | 3 | 3 |
| 15 | Hannah Nadgwick | 11 | C | 5-11 | 176 | 7.7 | 131 | 5.7 | 35 | 25 | 14 |
| 20 | Allyson Dutoit | 10 | F | 5-11 | 0 | 0 | 1 | 0 | 0 | 0 | 0 |
| 22 | Sydney Stodden | 10 | G | 5-8 | 67 | 3.0 | 20 | 0.9 | 22 | 16 | 8 |
| 23 | Reilly Palmer | 12 | G | 5-9 | 267 | 11.6 | 37 | 1.6 | 27 | 23 | 2 |
| 25 | Molly Bruggeman | 12 | F | 5-9 | 123 | 5.9 | 82 | 3.9 | 35 | 29 | 5 |

WAVERLY Vikings | Maroon/White | 12-11

Superintendent: Dr. Cory Worrell
Principal: Megan Myers
Athletic Director: Brad McMillan
NSAA Team Enrollment: 228
Conference: Eastern Midlands
Head Coach: John Cockerill
Assistant Coaches: Joel Fritz, Kelby Phillips
State Tournament Appearances: 8
Most Recent State Tournament: 2019
Runner-up: B/2001, B/2016



Season Record 12-11

| | | |
|------------------------|---|-------|
| Northwest | W | 46-34 |
| Elkhorn | W | 45-24 |
| Blair | W | 56-53 |
| York | L | 29-55 |
| Elkhorn North | L | 37-65 |
| Crete | W | 29-22 |
| Lincoln Christian | L | 43-47 |
| South Sioux City | W | 48-31 |
| Omaha Gross Catholic | L | 33-38 |
| Norris | L | 47-53 |
| Bennington | L | 37-49 |
| Seward | W | 55-34 |
| Wahoo | W | 47-45 |
| Elkhorn | L | 47-49 |
| Blair | L | 43-49 |
| Bishop Neumann | L | 33-47 |
| Aurora | W | 69-50 |
| Omaha Duchesne Academy | W | 52-35 |
| Hastings | W | 53-47 |
| Beatrice | L | 30-45 |
| Plattsmouth | W | 51-17 |
| Norris | L | 30-48 |
| Scottsbluff | W | 50-48 |

| No. | Name | GR | POS | HT | PTS | AVG | REB | AVG | AST | STL | BLK |
|-----|---------------------|----|-----|------|-----|-----|-----|-----|-----|-----|-----|
| 1 | Anastyn Harms | 9 | G | 5-6 | 109 | 4.7 | 47 | 2.1 | 31 | 17 | 0 |
| 2 | Camille Waldo | 10 | G | 5-3 | 0 | 0 | 4 | 2.0 | 1 | 1 | 0 |
| 3 | Alexis Adams | 10 | G | 5-2 | 13 | 1.3 | 17 | 1.7 | 3 | 3 | 0 |
| 5 | Maci Steckelberg | 12 | G/F | 5-8 | 58 | 2.6 | 70 | 3.2 | 25 | 14 | 0 |
| 10 | Chloe Waldo | 11 | G/F | 5-6 | 0 | 0 | 1 | 1.0 | 0 | 0 | 0 |
| 11 | Emelia Rourke | 12 | G | 5-4 | 83 | 3.6 | 25 | 1.1 | 31 | 24 | 1 |
| 12 | Jaelyn Dicke | 11 | G/F | 5-8 | 16 | 1.0 | 44 | 2.6 | 5 | 10 | 2 |
| 15 | Anna Clarke | 11 | G/F | 5-11 | 178 | 7.7 | 127 | 5.5 | 29 | 17 | 7 |
| 21 | Mya Dubas | 11 | G | 5-5 | 0 | 0 | 2 | 0.3 | 0 | 0 | 0 |
| 23 | Parker Christiansen | 9 | G/F | 6-0 | 130 | 5.7 | 93 | 4.1 | 22 | 14 | 9 |
| 24 | Paige Radenslaben | 11 | G | 5-5 | 197 | 8.6 | 90 | 3.9 | 61 | 36 | 0 |
| 30 | Shianne Benker | 10 | F/C | 5-9 | 0 | 0 | 2 | 1.0 | 0 | 0 | 0 |
| 35 | Raynah Sutter | 12 | F/C | 5-7 | 1 | 0.2 | 4 | 0.6 | 0 | 1 | 0 |
| 43 | Abigail Carter | 12 | F/C | 5-11 | 221 | 9.6 | 123 | 5.3 | 17 | 12 | 4 |

NORRIS Titans | Red/Navy Blue/White | 20-4

Superintendent: Dr. John Schwartz
Principal: Nate Seggerman
Athletic Director: Dr. Mitchell Stine
NSAA Team Enrollment: 250
Conference: Eastern Midlands
Head Coach: Mark Hagerman
Assistant Coaches: Jordan Haag, Eric Lechtenberg, Lexi Ryan
State Tournament Appearances: 14
Most Recent State Tournament: 2021
Runner-up: B/2013, B/2015, B/2017, B/2021



Season Record 20-4

| | | |
|----------------------|---|-------|
| Freeman | W | 60-14 |
| Northwest | W | 58-36 |
| Elkhorn | W | 60-23 |
| Wahoo | W | 42-39 |
| Bishop Neumann | W | 62-42 |
| Seward | W | 66-31 |
| Aurora | W | 52-31 |
| South Sioux City | W | 75-26 |
| Lincoln Christian | W | 54-45 |
| Scottsbluff | L | 49-57 |
| Waverly | W | 53-47 |
| Crete | W | 48-17 |
| York | W | 42-33 |
| Bennington | W | 42-30 |
| Bennington | W | 37-36 |
| Elkhorn North | L | 37-54 |
| Beatrice | W | 47-38 |
| Lincoln Christian | W | 58-45 |
| Omaha Skutt Catholic | L | 47-53 |
| Elkhorn North | L | 37-43 |
| Blair | W | 41-39 |
| Nebraska City | W | 74-12 |
| Waverly | W | 48-30 |
| Gering | W | 57-35 |

| No. | Name | GR | POS | HT | PTS | AVG | REB | AVG | AST | STL | BLK |
|-----|-------------------------|----|-----|------|-----|------|-----|-----|-----|-----|-----|
| 10 | Sophia Talero | 12 | G | 5-5 | 63 | 2.7 | 42 | 1.8 | 33 | 38 | 3 |
| 11 | Bree Chambers | 9 | G | 5-8 | 26 | 1.1 | 5 | .21 | 1 | 0 | 0 |
| 12 | Kennedy Sullivan | 10 | G | 5-7 | 10 | 0.4 | 3 | 0.2 | 2 | 1 | 0 |
| 14 | Nicole Keetle | 10 | G | 5-9 | 47 | 2.1 | 16 | .65 | 16 | 15 | 0 |
| 20 | Anistyn Rice | 11 | G | 5-10 | 77 | 3.2 | 82 | 3.4 | 28 | 42 | 11 |
| 21 | Grayson Piening | 10 | G | 5-8 | 54 | 2.3 | 21 | 0.9 | 8 | 9 | 0 |
| 22 | Ella Waters | 12 | G | 6-3 | 107 | 4.5 | 38 | 1.6 | 24 | 16 | 8 |
| 24 | Adelaine Tidball | 10 | G | 5-6 | 11 | 0.5 | 5 | 0.2 | 2 | 4 | 0 |
| 25 | Billie (Gracie) Kircher | 11 | F | 5-11 | 122 | 5.1 | 82 | 3.4 | 69 | 36 | 6 |
| 30 | Delaney White | 12 | F | 5-9 | 300 | 12.5 | 161 | 6.7 | 16 | 27 | 10 |
| 34 | Grace Kohler | 10 | F | 5-9 | 86 | 3.6 | 77 | 3.3 | 69 | 38 | 4 |
| 35 | Sydney Jelinek | 12 | F | 5-11 | 147 | 6.1 | 57 | 2.4 | 41 | 27 | 2 |
| 40 | Sage Burbach | 11 | F | 6-0 | 194 | 8.1 | 135 | 5.6 | 20 | 25 | 21 |

YORK Dukes | Navy Blue/Vegas Gold | 21-4

Superintendent: Dr. Mitch Bartholomew
Principal: Jason Heitz
Athletic Director: Tyler Herman
NSAA Team Enrollment: 181
Conference: Central
Head Coach: Matt Kern
Assistant Coaches: Molly Maronde, Matt Fike
State Tournament Appearances: 13
Most Recent State Tournament: 2021
State Championship Years: B/1977, B/1979



Season Record 21-4

| | | |
|-------------------------------|---|-------|
| Ralston | W | 65-12 |
| Waverly | W | 55-29 |
| Lexington | W | 62-28 |
| Elkhorn | W | 67-33 |
| Aurora | W | 40-17 |
| Hastings | W | 46-45 |
| Adams Central | W | 33-29 |
| Hastings St. Cecilia | L | 32-48 |
| Amherst | W | 40-37 |
| Schuyler | W | 66-10 |
| Kearney | L | 32-39 |
| Grand Island Central Catholic | W | 47-35 |
| Crete | W | 74-34 |
| Norris | L | 33-42 |
| Fairbury | W | 42-26 |
| North Platte | W | 41-32 |
| Crete | W | 43-36 |
| Aurora | W | 33-20 |
| Northwest | L | 34-47 |
| Holdrege | W | 37-25 |
| Columbus Lakeview | W | 61-32 |
| Seward | W | 56-37 |
| Seward | W | 38-33 |
| Beatrice | W | 54-24 |
| Northwest | W | 33-28 |

| No. | Name | GR | POS | HT | PTS | AVG | REB | AVG | AST | STL | BLK |
|-----|--------------------|----|-----|-----|-----|-----|-----|-----|-----|-----|-----|
| 2 | Chloe Koch | 9 | G | 5-5 | 12 | 0.4 | 8 | 0.3 | 2 | 7 | 0 |
| 3 | Masa Scheierman | 12 | F | 6-1 | 198 | 7.9 | 193 | 7.7 | 52 | 24 | 50 |
| 5 | Kynli Combs | 10 | G | 5-9 | 10 | 0.4 | 6 | 0.2 | 0 | 0 | 2 |
| 10 | Kiersten Portwine | 10 | G | 5-5 | 153 | 6.1 | 42 | 1.6 | 43 | 27 | 4 |
| 11 | Destiny Shepherd | 12 | G | 5-5 | 221 | 8.8 | 34 | 1.3 | 86 | 42 | 0 |
| 12 | Lainey Portwine | 9 | G | 5-5 | 17 | 0.6 | 22 | 0.8 | 6 | 12 | 1 |
| 13 | Kassidy Stuckey | 10 | G | 5-8 | 3 | 0.1 | 8 | 0.3 | 0 | 2 | 3 |
| 14 | Addison Cotton | 11 | F | 5-6 | 11 | 0.4 | 13 | 0.5 | 2 | 2 | 0 |
| 21 | Anna Brggs | 11 | F | 6-2 | 236 | 9.4 | 152 | 6.0 | 18 | 16 | 79 |
| 23 | Lauryn Haggadone | 11 | F | 5-7 | 26 | 1.1 | 25 | 1.0 | 6 | 3 | 1 |
| 24 | Mattie Pohl | 12 | G | 5-6 | 172 | 6.8 | 98 | 3.9 | 26 | 39 | 4 |
| 30 | Mia Burke | 11 | G | 5-7 | 27 | 1.1 | 27 | 1.1 | 22 | 7 | 0 |
| 32 | Rylyn Cast | 11 | F | 5-9 | 39 | 1.5 | 54 | 2.1 | 19 | 15 | 7 |
| 40 | Josephine Loosvelt | 11 | G | 5-5 | 39 | 1.5 | 70 | 2.8 | 40 | 18 | 2 |

OMAHA SKUTT CATHOLIC SkyHawks | Kelly Green/Black/Silver | 24-1

Superintendent: Jeremy Moore
Principal: Rob Meyers
Athletic Director: Donn Kasner
NSAA Team Enrollment: 217
Conference: River Cities
Head Coach: Kip Colony
Assistant Coaches: Cara Gustafson, David Emanuel, Terry Thielen, Rachel Twist, Cole Colony
State Tournament Appearances: 8
Most Recent State Tournament: 2021
Runner-up: B/2004



Season Record 24-1

| | | |
|-------------------------|---|-------|
| Bishop Neumann | W | 71-39 |
| Omaha Mercy | W | 88-20 |
| North Platte | W | 64-29 |
| Richmond, MO | W | 77-27 |
| North Andrew, MO | W | 58-27 |
| Lincoln Christian | W | 64-45 |
| Northwest | W | 64-22 |
| Maryville, MO | W | 39-24 |
| Sioux City West, IA | W | 67-40 |
| Omaha Roncalli Catholic | W | 64-38 |
| Elkhorn North | W | 63-54 |
| Lewis Central, IA | W | 62-24 |
| South Sioux City | W | 67-24 |
| Omaha Gross Catholic | W | 62-28 |
| Lincoln Pius X | W | 45-39 |
| Hastings | W | 41-18 |
| Bennington | W | 73-49 |
| Omaha Gross Catholic | W | 63-33 |
| Norris | W | 53-47 |
| Elkhorn | W | 63-43 |
| South Sioux City | W | 62-38 |
| Omaha Duchesne Academy | W | 58-33 |
| Bennington | L | 62-57 |
| Elkhorn North | L | 60-62 |
| Holdrege | W | 69-18 |

| No. | Name | GR | POS | HT | PTS | AVG | REB | AVG | AST | STL | BLK |
|-----|---------------------|----|-----|------|-----|------|-----|-----|-----|-----|-----|
| 2 | Jesse Trout | 12 | G | 5-5 | 172 | 6.9 | 78 | 3.1 | 18 | 27 | 0 |
| 4 | Mia McMahon | 9 | G | 5-5 | 140 | 5.6 | 36 | 1.4 | 24 | 31 | 0 |
| 10 | Peyton McCabe | 10 | G | 5-6 | 445 | 17.8 | 83 | 3.3 | 74 | 54 | 1 |
| 12 | Libby Shotkoski | 9 | G | 5-5 | 17 | 1.7 | 5 | 0.5 | 0 | 3 | 0 |
| 14 | Presley Douglas | 9 | G | 5-7 | 144 | 6 | 64 | 2.7 | 59 | 58 | 1 |
| 20 | Addison Burt | 10 | F | 5-8 | 197 | 7.9 | 83 | 3.3 | 70 | 59 | 3 |
| 22 | Elizabeth Rosenthal | 12 | G | 5-7 | 6 | 2 | 10 | 3.3 | 5 | 6 | 0 |
| 24 | Victoria VanDyke | 12 | G | 5-6 | 209 | 8.4 | 117 | 4.7 | 45 | 54 | 2 |
| 30 | Lucille Currans | 10 | F | 5-7 | 8 | 0.5 | 13 | 0.9 | 7 | 1 | 0 |
| 32 | Julia Connealy | 11 | C | 5-10 | 103 | 4.5 | 139 | 6 | 23 | 26 | 7 |
| 34 | Kamryn Kasner | 9 | F | 5-9 | 51 | 2.5 | 41 | 2 | 13 | 6 | 1 |
| 40 | Madison Livingston | 11 | F | 5-10 | 66 | 2.6 | 107 | 4.3 | 13 | 14 | 7 |

BLAIR Bears | Purple/White | 18-6

Superintendent: Randy Gilson
Principal: Tammy Holcomb
Athletic Director: Tom Anderson
NSAA Team Enrollment: 264
Conference: Eastern Midlands
Head Coach: Matt Aschoff
Assistant Coaches: Kari Heser, Dallas Roach
State Tournament Appearances: 6
Most Recent State Tournament: 1998
State Championship Years: B/1989, B/1990



Season Record 18-6

| | | |
|-------------------------|---|-------|
| Omaha Mercy | W | 56-20 |
| Ralston | W | 58-10 |
| Waverly | L | 53-56 |
| Plattsmouth | W | 64-15 |
| Schuyler | W | 72-4 |
| Platteview | W | 72-35 |
| Omaha Gross Catholic | W | 62-47 |
| Omaha Duchesne Academy | W | 51-39 |
| Aurora | W | 52-30 |
| Archbishop Bergan | W | 43-38 |
| Bennington | W | 50-45 |
| Wahoo | L | 26-43 |
| Omaha Concordia | W | 72-43 |
| Elkhorn | L | 34-37 |
| Crete | W | 45-43 |
| Bennington | L | 47-48 |
| Waverly | W | 49-43 |
| Omaha Roncalli Catholic | W | 67-31 |
| Seward | W | 51-38 |
| Lewis Central, IA | W | 48-40 |
| Elkhorn North | L | 36-53 |
| Norris | L | 39-41 |
| South Sioux City | W | 38-26 |
| Sidney | W | 41-35 |

| No. | Name | GR | POS | HT | PTS | AVG | REB | AVG | AST | STL | BLK |
|-----|---------------------|----|-----|------|-----|------|-----|-----|-----|-----|-----|
| 1 | Margaret Valasek | 12 | C | 5-8 | 94 | 3.9 | 97 | 4.4 | 4 | 24 | 3 |
| 2 | Samantha Murray | 12 | G | 5-5 | 38 | 1.7 | 23 | 1 | 8 | 13 | 1 |
| 3 | Kaitlyn Johnson | 11 | G | 5-6 | 72 | 3.3 | 30 | 1.4 | 15 | 13 | 0 |
| 4 | Sophia Wrich | 10 | G | 5-8 | 26 | 1.9 | 19 | 1.4 | 4 | 10 | 0 |
| 5 | Molly Ladwig | 9 | G | 5-8 | 273 | 11.4 | 89 | 3.9 | 81 | 53 | 5 |
| 11 | Mya Larson | 12 | G | 5-4 | 101 | 7.8 | 22 | 1.6 | 15 | 18 | 1 |
| 13 | Leah Chance | 10 | G | 5-7 | 80 | 3.3 | 21 | 1 | 15 | 12 | 0 |
| 14 | Joslyn Policky | 10 | F | 5-8 | 1 | 0.1 | 14 | 1 | 1 | 2 | 0 |
| 20 | Makayla Baughman | 12 | G | 5-8 | 280 | 11.7 | 100 | 4.3 | 47 | 28 | 4 |
| 22 | Jordan Wolfe | 12 | G | 5-7 | 33 | 3.3 | 16 | 1.1 | 3 | 6 | 0 |
| 23 | Addison Sullivan | 9 | F | 5-11 | 136 | 5.7 | 112 | 4.9 | 26 | 16 | 9 |
| 24 | Marin Sather | 10 | F | 5-11 | 0 | 0 | 2 | 1 | 0 | 1 | 0 |
| 33 | Norah Cloudt | 11 | F | 5-8 | 0 | 0 | 0 | 0 | 0 | 0 | 0 |
| 45 | Hayden Frink-mathis | 9 | C | 6-0 | 13 | 0.9 | 38 | 2.7 | 4 | 3 | 1 |

ADAMS CENTRAL Patriots | Red/White/Blue | 22-3

Superintendent: Shawn Scott
Principal: Scott Harrington
Athletic Director: Alan Frank
NSAA Team Enrollment: 123
Conference: Central Conference
Head Coach: Evan Smith
Assistant Coaches: Josh Lewis, Libby Lollman, Terry Shuck, Hayley Homan
State Tournament Appearances: 6
Most Recent State Tournament: 2020
State Championship Years: C1/1995



Season Record 22-3

| | | |
|-------------------------------|---|-------|
| Aurora | W | 51-28 |
| Wood River | W | 64-32 |
| Gothenburg | W | 77-31 |
| O'Neill | W | 56-29 |
| St. Paul | W | 37-23 |
| Fillmore Central | W | 70-53 |
| York | L | 29-33 |
| Boone Central | W | 49-35 |
| Broken Bow | W | 43-30 |
| Bridgeport | W | 50-46 |
| Holdrege | W | 46-35 |
| Doniphan-Trumbull | W | 77-30 |
| Ord | W | 47-37 |
| Central City | W | 59-24 |
| Northwest | W | 56-43 |
| Grand Island Central Catholic | L | 41-47 |
| Seward | L | 42-44 |
| Crete | W | 61-28 |
| Hastings St. Cecilia | W | 45-36 |
| Kearney Catholic | W | 40-18 |
| Hastings | W | 61-59 |
| Lexington | W | 55-26 |
| Aurora | W | 54-45 |
| Northwest | W | 69-56 |
| Platteview | W | 61-34 |

| No. | Name | GR | POS | HT | PTS | AVG | REB | AVG | AST | STL | BLK |
|-----|-------------------|----|-----|------|-----|------|-----|-----|-----|-----|-----|
| 1 | Kadi Kimberly | 11 | G | 5-7 | 17 | .6 | 5 | .3 | 2 | 4 | 1 |
| 4 | Sadie Loehr | 12 | G | 5-6 | 6 | .4 | 4 | .5 | 1 | 2 | 0 |
| 11 | Gracie Weichman | 10 | G | 5-6 | 106 | 4.2 | 53 | 2.1 | 30 | 19 | 0 |
| 12 | Brianna Stroh | 12 | F | 5-10 | 93 | 3.9 | 66 | 2.8 | 20 | 20 | 1 |
| 14 | Irelyn Samuelson | 10 | G | 5-6 | 6 | .8 | 1 | .2 | 1 | 1 | 0 |
| 20 | Corinne Choyeski | 12 | G | 5-6 | 18 | 1.0 | 13 | .7 | 13 | 2 | 0 |
| 21 | Briley Nienhueser | 9 | G | 5-7 | 59 | 2.4 | 44 | 1.8 | 21 | 10 | 1 |
| 22 | Abby Stroh | 12 | F | 5-10 | 53 | 2.3 | 41 | 1.8 | 11 | 4 | 3 |
| 23 | Jessica Babcock | 12 | G | 5-7 | 0 | 0 | 0 | 0 | 0 | 0 | 0 |
| 24 | Elizabeth Trausch | 12 | G | 5-8 | 383 | 15.3 | 106 | 4.2 | 47 | 49 | 2 |
| 30 | Megyn Scott | 10 | F | 5-9 | 131 | 5.2 | 44 | 3.2 | 21 | 10 | 1 |
| 32 | Kylie Lancaster | 11 | G | 5-8 | 89 | 3.6 | 69 | 2.8 | 18 | 19 | 2 |
| 41 | Lauryn Scott | 11 | G | 5-9 | 151 | 6.0 | 131 | 5.2 | 75 | 48 | 5 |
| 45 | Rachel Goodon | 11 | C | 6-3 | 221 | 8.8 | 200 | 7.9 | 10 | 18 | 21 |

BEATRICE Lady Orange | Orange/Black | 16-5

Superintendent: Jason Alexander
Principal: Jason Sutter
Athletic Director: Gus Brown
NSAA Team Enrollment: 221
Conference: River Cities
Head Coach: Jalen Weeks
Assistant Coaches: Kyle Kolm, Hunter Zarybnicky, Danielle Fairbanks, Devin Stuart
State Tournament Appearances: 13
Most Recent State Tournament: 2020
Runner-up: B/2005, B/2006, B/2012, B/2020



Season Record 16-5

| | | |
|---------------|---|-------|
| Nebraska City | W | 45-15 |
| Crete | W | 27-24 |
| Platteview | W | 26-22 |
| Elkhorn North | L | 25-41 |
| Elkhorn | L | 29-36 |
| Platteview | W | 38-19 |
| Fairbury | W | 48-36 |
| Seward | W | 37-32 |
| Hastings | W | 54-49 |
| Ralston | W | 50-23 |
| Platteview | W | 38-22 |
| Wahoo | W | 51-44 |
| Norris | L | 38-47 |
| Wahoo | W | 41-38 |
| Malcolm | W | 49-43 |
| Northwest | L | 40-43 |
| Plattsmouth | W | 45-15 |
| Waverly | W | 45-30 |
| Crete | W | 45-32 |
| York | L | 24-54 |
| Elkhorn | W | 44-41 |

| No. | Name | GR | POS | HT | PTS | AVG | REB | AVG | AST | STL | BLK |
|-----|------------------|----|-----|------|-----|-----|-----|-----|-----|-----|-----|
| 0 | Morgan Mahoney | 12 | G | 5-6 | 100 | 4.8 | 43 | 2.1 | 15 | 18 | 3 |
| 2 | Avery Barnard | 11 | G | 5-6 | 42 | 2.1 | 25 | 1.3 | 19 | 10 | 1 |
| 4 | Riley Schwisow | 11 | G | 5-8 | 150 | 7.1 | 105 | 5.3 | 39 | 30 | 5 |
| 10 | Addison Hatcliff | 10 | G | 5-7 | 205 | 9.8 | 54 | 2.7 | 19 | 37 | 1 |
| 12 | Kiera Busboom | 10 | F | 6- | 18 | 0.8 | 24 | 1.2 | 2 | 4 | 1 |
| 14 | Breanna Chapman | 11 | G | 5-6 | 3 | 0.5 | 2 | 0.3 | 0 | 2 | 0 |
| 20 | Madeline Swanson | 12 | G | 5-6 | 4 | 0.4 | 3 | 0.3 | 1 | 1 | 0 |
| 22 | Anna Gleason | 9 | F | 5-11 | 9 | 1.0 | 15 | 1.7 | 0 | 2 | 0 |
| 24 | Delanie Roeder | 10 | G | 5-7 | 4 | 0.6 | 2 | 0.3 | 2 | 0 | 0 |
| 30 | Ellie Jurgens | 10 | F | 6- | 155 | 7.8 | 95 | 5.0 | 18 | 15 | 5 |
| 32 | Chelsea Leners | 12 | F | 5-11 | 147 | 7.0 | 74 | 3.7 | 10 | 11 | 1 |
| 34 | Rebecca Chol | 9 | G | 5-8 | 2 | 1.0 | 1 | 1.0 | 0 | 0 | 0 |
| 42 | Alexandri Mason | 9 | F | 5-9 | 2 | 1.0 | 1 | 1.0 | 0 | 0 | 0 |
| 44 | Olivia Jones | 9 | F | 5-10 | 2 | 1.0 | 1 | 1.0 | 0 | 0 | 0 |

The very best for young athletes.



Every young athlete deserves the very best. At Children’s Hospital & Medical Center, our team of sports medicine physicians, orthopedic surgeons, sports physical therapists and athletic trainers provide the very best care for area athletes. Our game plan includes concussion management, injury prevention techniques, treatment and physical therapy for sports-related injuries, including surgical interventions if necessary. All to help young athletes return to the game – and the classroom – quickly and safely.

To learn more or to schedule an appointment with one of our sports medicine specialists, visit ChildrensOmaha.org/SportsMedicine or call 402.955.PLAY(7529).



SPORTS MEDICINE

CARE

ADVOCACY

RESEARCH

EDUCATION

CLASS C1

NSAA Girls Basketball Bracket

Devaney Sports Center • March 7 • 9:00 am

#1 Lincoln Lutheran
Warriors (22-3) 45.0800

vs.

#8 BRLD
Wolverines (19-6) 43.4000

Devaney Sports Center • March 7 • 10:45 am

#4 Broken Bow
Indians (22-4) 44.8462

vs.

#5 Gothenburg
Swedes (18-7) 44.2800

Devaney Sports Center • March 7 • 1:30 pm

#2 North Bend Central
Tigers (24-2) 44.8846

vs.

#7 Malcolm
Clippers (20-6) 43.6923

Devaney Sports Center • March 7 • 3:15 pm

#3 Grand Island Central Catholic
Crusaders (20-5) 44.8800

vs.

#6 St. Paul
Wildcats (21-4) 44.0400

Semifinals
Pinnacle Bank Arena • March 9 • 9:00 am

Winner
Game 1

Winner
Game 2

Finals
Pinnacle Bank Arena • March 11 • 11:00 am

Winner
Game 5

Winner
Game 6

Champion

Semifinals
Pinnacle Bank Arena • March 9 • 10:45 am

Winner
Game 3

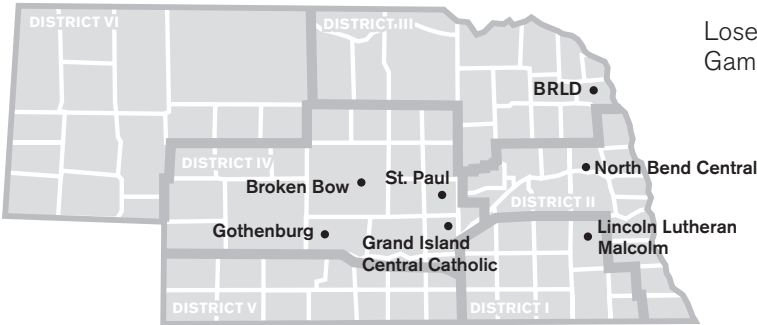
Winner
Game 4

Consolation
Lincoln High • March 10 • 11:00 am

Loser
Game 5

Loser
Game 6

Third Place



LINCOLN LUTHERAN Warriors | Blue/Gold/White | 22-3

Superintendent: Scott Ernstmeyer
Principal: Matt Heibel
Athletic Director: Joel Brase
NSAA Team Enrollment:58
Conference: Centennial
Head Coach: Wade Coulter
Assistant Coaches: Bill Richt, Harrison Martin, Brooklyn Liegel
State Tournament Appearances: 3
Most Recent State Tournament: 2021



Season Record 22-3

| | | |
|-------------------------------|---|-------|
| Grand Island Central Catholic | W | 42-38 |
| Omaha Gross Catholic | W | 57-28 |
| Lincoln Christian | W | 40-20 |
| Milford | W | 43-19 |
| Seward | W | 41-22 |
| Syracuse | W | 42-17 |
| Aquinas Catholic | W | 61-9 |
| Arlington | W | 54-5 |
| Holdrege | W | 34-21 |
| Wahoo | L | 37-38 |
| Omaha Concordia | W | 60-9 |
| Douglas County West | W | 58-17 |
| Elmwood-Murdock | W | 39-24 |
| Archbishop Bergan | W | 42-25 |
| Bishop Neumann | W | 43-32 |
| Bishop Neumann | W | 28-14 |
| Columbus Scotus | W | 46-29 |
| Hastings St. Cecilia | L | 23-35 |
| Ashland-Greenwood | W | 35-22 |
| Hastings St. Cecilia | L | 34-39 |
| Ralston | W | 67-31 |
| Auburn | W | 44-25 |
| Lincoln Christian | W | 40-25 |
| Malcolm | W | 48-27 |
| Fairbury | W | 38-18 |

| No. | Name | GR | POS | HT | PTS | AVG | REB | AVG | AST | STL | BLK |
|-----|-------------------|----|-----|------|-----|-----|------|-----|-----|-----|-----|
| 1 | Raegan Holle | 12 | G | 5-5 | 49 | 2.0 | 36 | 1.4 | 17 | 36 | 0.0 |
| 10 | Abby Wachal | 11 | F | 5-10 | 151 | 6.0 | 50.0 | 2.0 | 37 | 74 | 0 |
| 11 | Jenna Luebbe | 10 | G | 5-8 | 190 | 7.6 | 36 | 1.4 | 39 | 34 | 0.0 |
| 12 | Shanae Bergt | 12 | G | 5-9 | 132 | 5.3 | 67 | 2.7 | 67 | 60 | 1 |
| 20 | Jamison Wahl | 11 | G | 5-9 | 93 | 3.7 | 37 | 1.5 | 8 | 32 | 0 |
| 21 | Erika Young | 11 | G | 5-10 | 68 | 2.7 | 27 | 1.1 | 23 | 31 | 1 |
| 22 | Elsa Meyer | 11 | G | 5-9 | 136 | 5.4 | 34 | 1.4 | 9 | 22 | 0.0 |
| 23 | Sophie Wohlgemuth | 10 | F | 5-9 | 7 | 0.3 | 2 | 0.1 | 0 | 5 | 1 |
| 33 | Jordan Ernstmeyer | 11 | F | 5-11 | 56 | 2.2 | 78 | 3.1 | 17 | 18 | 4 |
| 35 | Molli Martin | 12 | F | 6-0 | 24 | 1.0 | 9 | 0.4 | 0 | 5.0 | 0.0 |
| 40 | Katelynn Oxley | 12 | F | 6-3 | 185 | 7.4 | 82.0 | 3.3 | 11 | 31 | 25 |
| 55 | Ava Stroud | 10 | C | 6-1 | 0 | 0 | 0 | 0 | 0 | 0 | 0 |

BRLD Wolverines | Black, UCLA Blue, & Gold | 19-6

Superintendents: Dr. Jon Cerny, Lindsey Beaudette
Principals: Kyle Elsasser, Weston Swanson
Athletic Directors: Matthew Kai, Bruce Knaok
NSAA Team Enrollment:70
Conference: East Husker Conference
Head Coach: Rod Peters
Assistant Coaches: Matt Wegner, Bruce Knaak
State Tournament Appearances: 3
Most Recent State Tournament: 2021



Season Record 19-6

| | | |
|------------------------------|---|-------|
| Omaha Nation | W | 72-30 |
| Homer | W | 71-43 |
| Pierce | W | 45-33 |
| Hartington Cedar Catholic | W | 71-37 |
| Howells-Dodge | W | 71-31 |
| Pender | L | 47-62 |
| North Central | W | 62-50 |
| St. Paul | L | 29-40 |
| Wayne | W | 60-41 |
| West Point-Beemer | W | 62-27 |
| Tekamah-Herman | W | 71-26 |
| Ponca | L | 55-73 |
| Wakefield | W | 79-62 |
| Humphrey/Lindsay Holy Family | W | 72-61 |
| Stanton | W | 55-33 |
| Clarkson/Leigh | L | 44-50 |
| Winnebago | W | 77-46 |
| Wisner-Pilger | W | 79-58 |
| Oakland-Craig | L | 38-42 |
| Clarkson/Leigh | L | 54-68 |
| Wisner-Pilger | W | 69-51 |
| Logan View-Scribner-Snyder | W | 64-35 |
| Wayne | W | 46-44 |
| Battle Creek | W | 54-51 |
| Wahoo | W | 41-38 |

| No. | Name | GR | POS | HT | PTS | AVG | REB | AVG | AST | STL | BLK |
|-----|------------------|----|-----|------|-----|------|-----|-----|-----|-----|-----|
| 1 | Trelynn Sheridan | 10 | F | 5-6 | 10 | .7 | 14 | .9 | 5 | 4 | 0 |
| 2 | Isabella Bonneau | 11 | G | 5-7 | 51 | 2.0 | 77 | 3.1 | 71 | 59 | 0 |
| 3 | McKenzie Murphy | 11 | G | 5-7 | 187 | 7.5 | 74 | 3.0 | 36 | 48 | 0 |
| 5 | Makenna James | 9 | G | 5-5 | 116 | 4.5 | 72 | 3.0 | 35 | 57 | 5 |
| 13 | Bailey Tuttle | 10 | F | 5-9 | 2 | .2 | 14 | 1.2 | 1 | 1 | 0 |
| 14 | Addison James | 9 | G | 5-4 | 166 | 6.7 | 62 | 2.5 | 52 | 40 | 4 |
| 20 | Elise Anderson | 12 | F | 5-11 | 51 | 2.0 | 48 | 2.0 | 28 | 20 | 2 |
| 21 | Arienne Brokaw | 12 | F | 5-10 | 5 | .3 | 19 | 1.2 | 4 | 4 | 0 |
| 23 | Samryn Dick | 10 | G | 5-4 | 74 | 3.4 | 32 | 1.5 | 31 | 24 | 0 |
| 24 | Alyssa Buchholz | 12 | G | 5-9 | 328 | 13.1 | 132 | 5.3 | 58 | 62 | 5 |
| 35 | Treyla Sheridan | 12 | F | 6-0 | 65 | 3.4 | 37 | 1.9 | 8 | 10 | 5 |
| 52 | Jordan Snyder | 12 | F | 6-2 | 426 | 17.8 | 184 | 7.7 | 64 | 32 | 68 |

BROKEN BOW Indians | Red/White/Black | 22-4

Superintendent: Darren Tobey
Principal: Rusty Kluender
Athletic Director: Jeff Ellis
NSAA Team Enrollment:99
Conference: Southwest
Head Coach: Kelly Cooksley
Assistant Coaches: Trent Benjamin, Shelby Saner
State Tournament Appearances: 4
Most Recent State Tournament: 2021
State Championship Years: C1/2003



Season Record 22-4

| | | |
|----------------------|---|-------|
| Arcadia/Loup City | W | 53-14 |
| Amherst | W | 41-25 |
| Minden | W | 54-23 |
| Ainsworth | W | 64-47 |
| St. Paul | L | 35-45 |
| Hershey | W | 58-41 |
| Alliance | W | 41-24 |
| Adams Central | L | 30-43 |
| McCook | W | 68-42 |
| Holdrege | W | 38-31 |
| Auburn | W | 53-48 |
| Kearney Catholic | W | 65-29 |
| Wood River | W | 65-35 |
| Elkhorn North | L | 31-89 |
| Gothenburg | W | 40-35 |
| Valentine | W | 47-18 |
| Valentine | W | 47-22 |
| Ainsworth | W | 51-28 |
| Gothenburg | W | 50-20 |
| Lexington | W | 56-30 |
| Ogallala | W | 65-33 |
| Ord | L | 50-57 |
| Cozad | W | 65-28 |
| Kearney Catholic | W | 44-36 |
| Gothenburg | W | 43-27 |
| Omaha Gross Catholic | W | 60-29 |

| No. | Name | GR | POS | HT | PTS | AVG | REB | AVG | AST | STL | BLK |
|-----|-------------------|----|-----|-----|-----|------|-----|------|-----|-----|-----|
| 1 | Madlyn Diederichs | 9 | G | 5-5 | 9 | .6 | 8 | .6 | 1 | 3 | 1 |
| 2 | Gracie Hackel | 9 | G | 5-5 | 7 | .44 | 5 | .31 | 2 | 5 | 0 |
| 3 | Kailyn Scott | 12 | G | 5-4 | 258 | 10.3 | 71 | 2.84 | 53 | 75 | 4 |
| 4 | Emma Taylor | 10 | G | 5-4 | 0 | 0 | 2 | .1 | 0 | 4 | 0 |
| 5 | Joscelyn Coleman | 12 | G | 5-3 | 192 | 8.0 | 78 | 3.25 | 39 | 35 | 0 |
| 10 | Gaby Staples | 9 | G | 5-5 | 118 | 4.5 | 47 | 1.8 | 39 | 32 | 0 |
| 12 | Caidyn Flenniken | 11 | G | 5-7 | 6 | .35 | 10 | .63 | 0 | 2 | 3 |
| 14 | Callie White | 12 | F | 5-6 | 27 | 1.1 | 37 | 1.5 | 21 | 23 | 3 |
| 20 | Brianna Quinn | 12 | F | 5-8 | 114 | 4.4 | 105 | 4.04 | 12 | 23 | 3 |
| 22 | MaKinley Tobey | 10 | F | 5-9 | 167 | 6.42 | 97 | 3.7 | 19 | 54 | 2 |
| 24 | Kya Scott | 12 | G | 5-7 | 246 | 10.3 | 139 | 5.8 | 36 | 49 | 6 |
| 30 | Janae Marten | 9 | G | 5-5 | 50 | 2.1 | 21 | .88 | 6 | 30 | 4 |
| 32 | Halle McCaslin | 10 | G | 5-6 | 131 | 5.03 | 55 | 2.1 | 11 | 30 | 2 |
| 44 | Camryn Johnson | 10 | F | 5-5 | 4 | .25 | 9 | .56 | 1 | 2 | 0 |

GOTHENBURG Swedes | Cardinal/White | 18-7

Superintendent: Dr. Todd Rhodes
Principal: Seth Ryker
Athletic Director: Marc Mroczek
NSAA Team Enrollment:92
Conference: Southwest Conference
Head Coach: Kassie Schuett
Assistant Coaches: Tim Strauser, Jena Rahjes
State Tournament Appearances: 9
Most Recent State Tournament: 2004
Runner-up: B/1983, B/1985, C1/1997



Season Record 18-7

| | | |
|----------------------------|---|-------|
| Lexington | W | 48-35 |
| Hershey | L | 45-56 |
| Southern Valley | W | 40-27 |
| Adams Central | L | 31-77 |
| North Platte St. Patrick's | W | 43-40 |
| Holdrege | W | 42-33 |
| Amherst | L | 34-48 |
| Gering | W | 45-34 |
| Hershey | W | 33-30 |
| McCook | W | 52-43 |
| Centura | W | 28-21 |
| Cozad | W | 38-27 |
| Chase County | W | 44-36 |
| Broken Bow | L | 35-40 |
| Sidney | W | 48-45 |
| Cozad | W | 67-36 |
| Minden | W | 52-24 |
| Broken Bow | L | 20-50 |
| Valentine | W | 39-28 |
| Minden | L | 45-47 |
| Ogallala | W | 41-24 |
| Ainsworth | W | 42-37 |
| Minden | W | 40-34 |
| Broken Bow | L | 27-43 |
| Milford | W | 36-29 |

| No. | Name | GR | POS | HT | PTS | AVG | REB | AVG | AST | STL | BLK |
|-----|------------------|----|-----|------|-----|-----|-----|-----|-----|-----|-----|
| 10 | Ava Weyers | 10 | G | 5-4 | 1 | .1 | 8 | .7 | 2 | 2 | 0 |
| 12 | Aubrey O'Hare | 10 | G | 5-6 | 167 | 6.7 | 69 | 2.8 | 41 | 37 | 5 |
| 14 | Emily Cornwell | 11 | G | 5-4 | 18 | .7 | 35 | 1.4 | 29 | 22 | 1 |
| 15 | Ashlyn Richeson | 10 | G | 5-4 | 162 | 6.5 | 58 | 2.3 | 92 | 48 | 6 |
| 20 | Kynlee Strauser | 11 | G | 5-7 | 227 | 9.1 | 91 | 3.6 | 49 | 38 | 10 |
| 22 | Taryn O'Hare | 9 | G | 5-7 | 33 | 1.7 | 19 | 1.0 | 11 | 5 | 0 |
| 24 | Clara Evert | 10 | F | 5-7 | 96 | 3.8 | 142 | 5.7 | 40 | 38 | 9 |
| 25 | Ellarey Harm | 11 | F | 5-9 | 246 | 9.8 | 131 | 5.2 | 14 | 44 | 23 |
| 30 | Addison Wyatt | 11 | F | 5-7 | 2 | .2 | 3 | .3 | 3 | 0 | 1 |
| 32 | Logan Hilbers | 10 | G | 5-5 | 3 | .5 | 0 | 0 | 1 | 0 | 0 |
| 34 | Layla Healey | 10 | G | 5-4 | 2 | .4 | 0 | 0 | 0 | 1 | 0 |
| 35 | Madison Smith | 10 | F | 5-10 | 57 | 2.4 | 79 | 3.2 | 7 | 7 | 3 |
| 40 | Addisyn Streeter | 10 | F | 5-6 | 0 | 0 | 0 | 0 | 0 | 0 | 0 |
| 42 | Emaleigh Rosse | 11 | F | 5-7 | 0 | 0 | 0 | 0 | 0 | 0 | 0 |

NORTH BEND CENTRAL Tigers | Orange/Black | 24-2

Superintendent: Dan Endorf
Principal: Brenda Petersen
Athletic Director: Jonathan Baehr
NSAA Team Enrollment: 76
Conference: East Husker
Head Coach: Aaron Sterup
Assistant Coaches: Kyle Meyer, Fred Ladehoff
State Tournament Appearances: 13
Most Recent State Tournament: 2021
State Championship Years: C1/1999, C1/2001, C1/2020, C1/2021
Runner-up: C1/1998



Season Record 24-2

| | | |
|----------------------------------|---|-------|
| Twin River | W | 68-17 |
| Seward | W | 54-25 |
| West Point-Beemer | W | 65-14 |
| Battle Creek | W | 55-30 |
| Milford | W | 54-34 |
| Omaha Mercy | W | 53-13 |
| Guardian Angels Central Catholic | W | 41-33 |
| Raymond Central | W | 63-34 |
| Pender | W | 45-39 |
| Grand Island Central Catholic | L | 37-45 |
| Arlington | W | 52-22 |
| Wayne | W | 58-39 |
| Archbishop Bergan | W | 61-43 |
| Columbus Scotus | W | 40-32 |
| Oakland-Craig | W | 61-38 |
| Harlan, IA | W | 53-30 |
| Madison | W | 62-5 |
| Wisner-Pilger | W | 51-33 |
| Howells-Dodge | W | 57-40 |
| Clarkson/Leigh | W | 46-45 |
| Oakland-Craig | L | 52-53 |
| Tekamah-Herman | W | 61-29 |
| Howells-Dodge | W | 50-32 |
| Arlington | W | 61-13 |
| West Point-Beemer | W | 45-21 |
| Ainsworth | W | 58-32 |

| No. | Name | GR | POS | HT | PTS | AVG | REB | AVG | AST | STL | BLK |
|-----|-------------------|----|-----|-----|-----|------|-----|-----|-----|-----|-----|
| 1 | Brooklyn Shaw | 11 | G | 5-7 | 8 | .6 | 3 | .2 | 0 | 1 | 1 |
| 2 | Abbygail Johnson | 11 | G | 5-6 | 0 | 0 | 4 | .3 | 2 | 2 | 0 |
| 3 | Cassandra Burbach | 10 | G | 5-6 | 2 | .5 | 2 | .5 | 0 | 0 | 0 |
| 12 | Kathryn Gaughen | 9 | G | 5-6 | 6 | .3 | 9 | .5 | 4 | 3 | 0 |
| 20 | Aleya Bourek | 12 | G | 5-6 | 101 | 3.9 | 17 | .7 | 16 | 11 | 0 |
| 21 | Madison Bishop | 11 | G | 5-6 | 155 | 6.0 | 58 | 2.3 | 25 | 39 | 4 |
| 22 | Haley Johnson | 11 | G | 5-6 | 29 | 1.5 | 17 | .9 | 6 | 9 | 0 |
| 23 | Kaitlyn Emanuel | 11 | F | 6-0 | 379 | 14.6 | 206 | 8.2 | 43 | 60 | 20 |
| 24 | Lindsey Emanuel | 9 | G | 5-7 | 182 | 7.0 | 95 | 3.8 | 27 | 46 | 3 |
| 30 | Sydney Emanuel | 12 | G | 5-7 | 297 | 11.4 | 146 | 5.8 | 62 | 63 | 4 |
| 32 | Josie Cleveringa | 10 | F | 5-9 | 114 | 4.5 | 69 | 2.8 | 23 | 20 | 6 |
| 33 | Lara Dolezal | 12 | C | 5-9 | 11 | .4 | 20 | 1.1 | 2 | 3 | 2 |
| 34 | Madelyn Gaughen | 12 | F | 5-9 | 115 | 4.6 | 91 | 3.6 | 28 | 35 | 6 |
| 41 | Jayla Van Ampting | 9 | F | 5-7 | 2 | .2 | 8 | .8 | 0 | 1 | 0 |

MALCOLM Clippers | Royal Blue/White | 20-6

Superintendent: Ryan Terwilliger
Principal: Greg Adams
Athletic Director: Dallas Sweet
NSAA Team Enrollment: 82
Conference: East Central Nebraska
Head Coach: Andy Klepper
Assistant Coaches: Michael Trausch, Jonathan Hunt, Seth Miller
State Tournament Appearances: 7
Most Recent State Tournament: 2020



Season Record 20-6

| | | |
|------------------------|---|-------|
| Plattsmouth | W | 63-22 |
| Auburn | W | 44-33 |
| Weeping Water | W | 45-29 |
| Cross County | W | 60-34 |
| Yutan | W | 47-31 |
| Elmwood-Murdock | L | 35-53 |
| Raymond Central | W | 52-24 |
| Louisville | W | 54-27 |
| Wilber-Clatonia | W | 61-16 |
| Oakland-Craig | W | 34-31 |
| Palmyra | W | 56-15 |
| Milford | L | 40-48 |
| Fillmore Central | L | 34-39 |
| David City | W | 42-32 |
| Freeman | W | 60-21 |
| Wilber-Clatonia | W | 48-23 |
| Mead | W | 52-30 |
| Johnson County Central | W | 57-32 |
| Freeman | W | 43-24 |
| Falls City | W | 47-41 |
| Elmwood-Murdock | L | 35-37 |
| Wahoo | W | 41-40 |
| Beatrice | L | 43-49 |
| Milford | W | 36-28 |
| Lincoln Lutheran | L | 27-48 |
| Syracuse | W | 46-36 |

| No. | Name | GR | POS | HT | PTS | AVG | REB | AVG | AST | STL | BLK |
|-----|--------------------|----|-----|------|-----|------|-----|-----|-----|-----|-----|
| 4 | Madison Schultz | 10 | G | 5-5 | 18 | 1.1 | 11 | 0.6 | 3 | 12 | 1 |
| 10 | Reagan Wondercheck | 12 | G | 5-8 | 81 | 3.1 | 81 | 3.1 | 26 | 43 | 6 |
| 11 | Alanea Babb | 11 | G | 5-4 | 39 | 1.6 | 17 | 0.7 | 11 | 18 | 0 |
| 13 | Kiley Elkins | 12 | F | 5-8 | 24 | 1.0 | 45 | 2.0 | 7 | 16 | 10 |
| 14 | Jordan Denton | 12 | F | 5-5 | 96 | 3.7 | 59 | 2.3 | 25 | 41 | 1 |
| 20 | Camry Sehi | 10 | F | 5-10 | 15 | 1.2 | 6 | 0.5 | 0 | 4 | 0 |
| 21 | Abigail Zegar | 10 | G | 5-7 | 51 | 2.0 | 43 | 1.7 | 19 | 17 | 1 |
| 23 | Alyssa Fortik | 11 | G | 5-3 | 407 | 16.3 | 50 | 2.0 | 72 | 80 | 2 |
| 24 | Diamond Sedlak | 11 | G | 5-9 | 224 | 8.6 | 141 | 5.4 | 67 | 79 | 16 |
| 25 | Emma Brown | 11 | F | 6-1 | 199 | 7.7 | 150 | 5.8 | 17 | 26 | 20 |
| 31 | Lauryn England | 11 | G | 5-7 | 39 | 1.7 | 39 | 1.7 | 15 | 23 | 0 |
| 32 | Mattie Kucera | 10 | F | 5-7 | 1 | 0.5 | 1 | 0.5 | 0 | 1 | 0 |
| 33 | Delaney Wollberg | 10 | F/C | 5-8 | 5 | 0.3 | 15 | 1.0 | 1 | 2 | 1 |
| 35 | Addyson Hanson | 11 | F | 5-8 | 2 | 0.1 | 5 | 0.4 | 0 | 3 | 0 |

GRAND ISLAND CENTRAL CATHOLIC Crusaders | Columbia Blue/Navy Blue/White | 20-5

Superintendent: Jordan Engle
Principal: Jordan Engle
Athletic Director: Dick Ross
NSAA Team Enrollment:66
Conference: Centennial West
Head Coach: Kevin Mayfield
Assistant Coaches: Maria Tibbetts,
 Trevor Cornelius, Howard Schumann
State Tournament Appearances: 10
Most Recent State Tournament: 2021



Season Record 20-5

| | | |
|------------------------|---|-------|
| Lincoln Lutheran | L | 38-42 |
| Norfolk Catholic | W | 53-37 |
| Centura | W | 49-27 |
| Columbus Scotus | L | 26-33 |
| Omaha Duchesne Academy | W | 60-49 |
| Lincoln Christian | W | 46-37 |
| Seward | W | 62-46 |
| Osceola | W | 78-22 |
| St. Mary's | L | 44-47 |
| Northwest | W | 46-34 |
| Kearney Catholic | W | 45-40 |
| North Bend Central | W | 45-37 |
| York | L | 35-47 |
| Aquinas Catholic | W | 58-23 |
| Wood River | W | 70-24 |
| Adams Central | W | 47-41 |
| Kearney Catholic | W | 48-39 |
| Hastings St. Cecilia | L | 45-48 |
| Aurora | W | 56-41 |
| Cozad | W | 55-31 |
| Lexington | W | 58-49 |
| Hastings St. Cecilia | W | 45-38 |
| Central City | W | 68-19 |
| St. Paul | W | 64-39 |
| Chase County | W | 48-35 |

| No. | Name | GR | POS | HT | PTS | AVG | REB | AVG | AST | STL | BLK |
|-----|-----------------|----|-----|-----|-----|------|-----|------|-----|-----|-----|
| 2 | Hannah Gellatly | 11 | G | 5-4 | 22 | 1.0 | 11 | 0.5 | 16 | 12 | 0 |
| 4 | Avery o'Boyle | 10 | G | 5-6 | 14 | 1.0 | 6 | 0.5 | 6 | 5 | 2 |
| 10 | Anna Tibbetts | 9 | G | 5-4 | 72 | 2.9 | 45 | 1.8 | 44 | 40 | 1 |
| 12 | Jenna Heidelk | 12 | G | 5-5 | 150 | 6.3 | 64 | 2.6 | 99 | 56 | 0 |
| 14 | Tristyn Hedman | 10 | G | 5-6 | 12 | 0.8 | 5 | 0.3 | 6 | 5 | 0 |
| 20 | Carolyn Maser | 10 | C | 6-1 | 72 | 2.9 | 58 | 2.3 | 12 | 12 | 9 |
| 22 | Alyssa Wilson | 12 | G | 5-6 | 134 | 5.4 | 56 | 2.2 | 21 | 22 | 2 |
| 24 | Bryndal Moody | 9 | G | 5-6 | 84 | 3.4 | 38 | 1.5 | 23 | 19 | 0 |
| 30 | Maggie Herbek | 9 | F | 5-9 | 6 | 0.7 | 5 | 0.6 | 3 | 0 | 2 |
| 32 | Kylie Gangwish | 11 | F | 5-9 | 7 | 2.3 | 1 | 0.3 | 0 | 0 | 0 |
| 34 | Gracie Woods | 11 | F | 6-1 | 203 | 8.8 | 95 | 4.1 | 53 | 18 | 5 |
| 42 | Chloe Cloud | 12 | C | 6-2 | 160 | 6.4 | 111 | 4.4 | 29 | 28 | 22 |
| 50 | Lucy Ghaifan | 11 | C | 6-1 | 353 | 14.1 | 259 | 10.4 | 31 | 52 | 25 |

ST. PAUL Wildcats | Royal Blue/Gold | 21-4

Superintendent: John Poppert
Principal: Jennifer Hagen
Athletic Director: Rick Peters
NSAA Team Enrollment:70
Conference: LouPlatte
Head Coach: Rick Peters
Assistant Coaches: Alex Egger,
 Chris Elstermeier, Brad Wells
State Tournament Appearances: 4
Most Recent State Tournament: 2020
State Championship Years: B/1993
Runner-up: B/1992



Season Record 21-4

| | | |
|-------------------------------|---|-------|
| Gibbon | W | 58-19 |
| Doniphan-Trumbull | W | 47-28 |
| Wood River | W | 59-31 |
| Adams Central | L | 23-37 |
| Arcadia/Loup City | W | 61-23 |
| Broken Bow | W | 45-35 |
| O'Neill | W | 47-31 |
| BRLD | W | 40-29 |
| Boone Central | W | 40-20 |
| Columbus Scotus | W | 40-34 |
| Sandy Creek | W | 71-28 |
| Aurora | W | 49-21 |
| Central City | W | 59-15 |
| Ord | L | 54-62 |
| Minden | L | 31-41 |
| Centura | W | 40-29 |
| Arcadia/Loup City | W | 69-27 |
| Ord | W | 53-31 |
| Ravenna | W | 43-40 |
| Ravenna | W | 41-27 |
| Centennial | W | 48-24 |
| Holdrege | W | 50-29 |
| Doniphan-Trumbull | W | 51-21 |
| Grand Island Central Catholic | L | 39-64 |
| Columbus Scotus | W | 42-35 |

| No. | Name | GR | POS | HT | PTS | AVG | REB | AVG | AST | STL | BLK |
|-----|------------------|----|-----|-----|-----|------|-----|-----|-----|-----|-----|
| 0 | Gracie Mudloff | 10 | G | 5-8 | 83 | 3.3 | 55 | 2.2 | 15 | 42 | 2 |
| 2 | Kayley Wells | 10 | G | 5-4 | 67 | 2.6 | 15 | 0.6 | 19 | 17 | 0 |
| 3 | Clara Kunze | 11 | F | 5-9 | 221 | 8.8 | 136 | 5.4 | 38 | 36 | 5 |
| 11 | Jenna Jakubowski | 11 | F | 5-9 | 120 | 4.8 | 99 | 4 | 17 | 31 | 1 |
| 12 | Kailey Coghlan | 10 | G | 5-7 | 17 | 0.7 | 20 | 0.8 | 4 | 10 | 0 |
| 14 | Amber Kosmicki | 12 | G | 5-7 | 196 | 7.8 | 90 | 3.6 | 29 | 35 | 2 |
| 20 | Kylee Hazen | 10 | G | 5-7 | 0 | 0 | 3 | 0.1 | 0 | 1 | 0 |
| 22 | Gracie Kelley | 10 | C | 6-0 | 23 | 0.9 | 27 | 1 | 4 | 3 | 1 |
| 23 | Charlee Wegner | 9 | G | 5-7 | 19 | 0.8 | 11 | 0.4 | 2 | 8 | 0 |
| 25 | Olivia Poppert | 12 | G | 6-1 | 445 | 17.8 | 228 | 9.1 | 89 | 55 | 20 |
| 31 | Sidney Gawrych | 10 | G | 5-6 | 0 | 0 | 2 | 0.1 | 1 | 0 | 0 |
| 50 | Emma Elstermeier | 10 | F | 5-6 | 6 | 0.2 | 15 | 0.6 | 0 | 4 | 0 |

2021 TEAM CHAMPIONS



CLASS A
Lincoln Pius X



CLASS B
Elkhorn North



CLASS C1
North Bend Central

2021 TEAM CHAMPIONS

CLASS C2
Crofton



CLASS D1
Weeping Water



CLASS D2
Humphrey
St. Francis



Relive all of the exciting action from the

2022 NSAA STATE GIRLS BASKETBALL

with your own DVD copy !

\$19⁹⁵

PLUS TAX, SHIPPING & HANDLING

call 1-800-868-1868

visit NebraskaPublicMedia.org



WATCH HIGH SCHOOL SPORTS LIVE ON THE NFHS NETWORK

Stream **LIVE** or On Demand from any device.



Desktop



Mobile



Tablet



Connected Apps



fire tv

Roku

apple tv

Google TV

WWW.NFHSNETWORK.COM

SUBSCRIBE | FOLLOW | WATCH

CLASS C2

NSAA Girls Basketball Bracket

Lincoln Southeast • March 8 • 1:30 pm

#1 Hasting St. Cecilia
Hawkettes (23-2) 47.1600

vs.

#8 Elkhorn Valley
Falcons (22-4) 44.0385

Lincoln Southeast • March 8 • 3:15 pm

#4 Crofton
Warriors (22-4) 45.9231

vs.

#5 Ponca
Indians (24-1) 45.7600

Lincoln Southeast • March 8 • 6:00 pm

#2 Guardian Angels Central Catholic
Bluejays (25-1) 46.5385

vs.

#7 Oakland-Craig
Knights (18-7) 44.0800

Lincoln Southeast • March 8 • 7:45 pm

#3 Bridgeport
Bulldogs (24-1) 46.2400

vs.

#6 Sutton
Fillies (22-4) 44.8462

Semifinals
Devaney Sports Center • March 10 • 1:30 pm

Winner
Game 1

Winner
Game 2

Finals
Pinnacle Bank Arena • March 12 • 4:00 pm

Winner
Game 5

Winner
Game 6

Champion

Semifinals
Devaney Sports Center • March 10 • 3:15 pm

Winner
Game 3

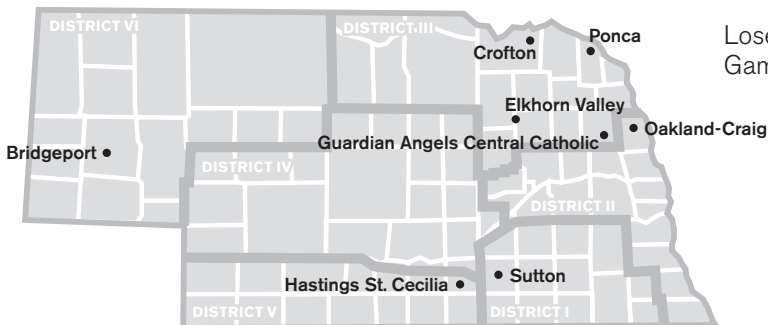
Winner
Game 4

Consolation
Lincoln East • March 11 • 9:00 am

Loser
Game 5

Loser
Game 6

Third Place



HASTINGS ST. CECILIA Hawkettes | Blue/White | 23-2

Superintendent: Fr. Tom Brouillette
Principal: Fr. Cyrus Rowan
Athletic Director: Clint Head
NSAA Team Enrollment: 54
Conference: Centennial West
Head Coach: Greg Berndt
Assistant Coaches: Rachel Jelden
State Tournament Appearances: 22
Most Recent State Tournament: 2021
State Championship Years: C/1977, C/1978, C/1979, C1/2011, C2/2019, C2/2020
Runner-up: C/1982, C2/2013, C2/2014, C2/2015, C1/2021



Season Record 23-2

| | | |
|-------------------------------|---|-------|
| Columbus Scotus | W | 30-27 |
| Bishop Neumann | W | 47-37 |
| Doniphan-Trumbull | W | 59-21 |
| Blue Hill | W | 45-23 |
| Ord | W | 51-29 |
| Sutton | W | 37-22 |
| Fillmore Central | W | 61-30 |
| York | W | 48-32 |
| Kearney Catholic | W | 39-36 |
| Sandy Creek | W | 57-22 |
| Lincoln Christian | W | 51-40 |
| Northwest | W | 53-35 |
| Minden | W | 38-19 |
| Kearney Catholic | W | 38-33 |
| Superior | W | 43-30 |
| Aquinas Catholic | W | 56-15 |
| Lincoln Christian | W | 54-35 |
| Grand Island Central Catholic | W | 48-45 |
| Lincoln Lutheran | W | 35-23 |
| Adams Central | L | 36-45 |
| Lincoln Lutheran | W | 39-34 |
| Grand Island Central Catholic | L | 38-45 |
| Blue Hill | W | 43-15 |
| Wood River | W | 53-11 |
| Centennial | W | 50-17 |

| No. | Name | GR | POS | HT | PTS | AVG | REB | AVG | AST | STL | BLK |
|-----|--------------------|----|-----|------|-----|------|-----|-----|-----|-----|-----|
| 1 | Erin Sheehy | 12 | G | 5-2 | 69 | 2.8 | 46 | 1.8 | 49 | 57 | 1 |
| 2 | Lindsey Parr | 9 | G | 5-5 | 5 | 0.4 | 9 | .8 | 4 | 2 | 0 |
| 3 | Isabella Kvols | 9 | G | 5-7 | 0 | 0 | 0 | 0 | 0 | 0 | 0 |
| 4 | Bailey Kissinger | 12 | G | 5-6 | 430 | 17.2 | 99 | 4.0 | 58 | 68 | 3 |
| 5 | Shaye Butler | 12 | F | 5-9 | 207 | 8.3 | 101 | 4.0 | 36 | 36 | 0 |
| 10 | Chloe Rossow | 9 | G | 5-7 | 0 | 0 | 1 | 0.5 | 0 | 0 | 0 |
| 11 | Tatum Krikac | 10 | G | 5-9 | 107 | 4.3 | 69 | 2.8 | 18 | 21 | 0 |
| 12 | Addison Demuth | 10 | G | 5-5 | 12 | 0.9 | 8 | 0.6 | 0 | 2 | 0 |
| 13 | Ryann Sabatka | 10 | F | 5-11 | 58 | 2.8 | 53 | 2.2 | 6 | 16 | 1 |
| 15 | Grace Ganatra | 9 | G | 5-8 | 0 | 0 | 0 | 0 | 0 | 0 | 0 |
| 20 | Brooke Bohlke | 9 | F | 5-10 | 0 | 0 | 0 | 0 | 0 | 0 | 0 |
| 21 | Abigail Musalek | 9 | F | 5-7 | 0 | 0 | 0 | 0 | 0 | 0 | 0 |
| 24 | Adeline Kirkegaard | 12 | F | 6-2 | 258 | 10.3 | 205 | 8.2 | 13 | 47 | 15 |
| 30 | Hannah Schneider | 11 | F | 5-6 | 0 | 0 | 2 | 0.7 | 0 | 0 | 0 |

ELKHORN VALLEY Falcons | Green/White | 22-4

Superintendent: Darin Hahne
Principal: Patty Novicki
Athletic Director: Monica Smeal
NSAA Team Enrollment: 47
Conference: Niobrara Valley
Head Coach: Brendan Dittmer
Assistant Coaches: Sarah Black, Briley Eischeid
State Tournament Appearances: 13
Most Recent State Tournament: 2019
State Championship Years: C/1982, D1/2010



Season Record 22-4

| | | |
|-------------------------|---|-------|
| Neligh-Oakdale | W | 50-15 |
| Madison | W | 57-6 |
| CWC | W | 60-21 |
| Elgin Public/Pope John | W | 47-40 |
| Stuart | W | 48-39 |
| Plainview | W | 44-33 |
| Battle Creek | L | 26-46 |
| Ainsworth | W | 56-40 |
| Randolph | W | 54-14 |
| West Holt | W | 48-25 |
| Stanton | L | 37-38 |
| Niobrara/Verdigre | W | 62-57 |
| Bloomfield | W | 57-37 |
| Wausa | W | 57-26 |
| Creighton | W | 44-41 |
| Boyd County | W | 63-32 |
| Summerland | W | 40-28 |
| Santee | W | 66-32 |
| West Holt | W | 51-28 |
| Niobrara/Verdigre | W | 51-35 |
| North Central | W | 41-32 |
| Central Valley | W | 73-43 |
| Humphrey St. Francis | L | 32-47 |
| Lutheran High Northeast | W | 60-46 |
| Norfolk Catholic | L | 47-48 |
| Yutan | W | 40-19 |

| No. | Name | GR | POS | HT | PTS | AVG | REB | AVG | AST | STL | BLK |
|-----|--------------------|----|-----|------|-----|-----|-----|-----|-----|-----|-----|
| 1 | Joslynn Larson | 10 | F | 5-6 | 12 | 0.8 | 6 | 0.4 | 4 | 2 | 0 |
| 3 | Bria Gale | 12 | G | 5-5 | 159 | 6.1 | 58 | 2.2 | 91 | 73 | 12 |
| 4 | Sibley Mollhoff | 12 | G | 5-4 | 6 | 0.4 | 8 | 0.5 | 1 | 7 | 0 |
| 11 | Lily Hartl | 9 | F | 5-6 | 14 | 0.9 | 9 | 0.6 | 6 | 5 | 0 |
| 13 | Merinee Vaughn | 10 | C | 6-0 | 3 | 0.2 | 10 | 0.6 | 1 | 0 | 0 |
| 15 | Taylor Hasebrook | 12 | G | 5-1 | 25 | 1 | 13 | 0.5 | 5 | 11 | 0 |
| 21 | Kenzie Mosel | 12 | F | 5-6 | 173 | 6.9 | 51 | 2 | 82 | 57 | 3 |
| 23 | Carney Black | 12 | F | 5-11 | 364 | 14 | 182 | 7 | 71 | 58 | 7 |
| 25 | Karlee Broberg | 9 | F | 5-7 | 158 | 6.1 | 34 | 1.3 | 20 | 22 | 2 |
| 31 | Jessica (JJ) Black | 9 | C | 6-2 | 260 | 10 | 184 | 7.1 | 29 | 81 | 83 |
| 33 | Lillian Hagemann | 9 | F | 5-6 | 46 | 1.8 | 61 | 2.4 | 18 | 23 | 5 |
| 35 | Carleigh Greene | 12 | F | 5-8 | 46 | 2 | 99 | 4.3 | 23 | 35 | 0 |
| 41 | Sydnee Schaecher | 12 | C | 6-2 | 36 | 1.4 | 61 | 2.3 | 4 | 8 | 9 |
| 43 | Kennedy Penne | 10 | C | 5-10 | 9 | 0.4 | 15 | 0.6 | 2 | 7 | 1 |

CROFTON Warriors | Maroon/White | 22-4

Superintendent: Chris Look
Principal: Johnnie Ostermeyer
Athletic Director: Ann Kramer
NSAA Team Enrollment: 49
Conference: Mid-State
Head Coach: Aaron Losing
Assistant Coaches: Tiffany Panning, Maggie Moon, Hallie Ballinger
State Tournament Appearances: 20
Most Recent State Tournament: 2021
State Championship Years: C1/2005, C1/2006, C1/2007, C2/2012, C2/2013, C2/2014, C2/2015, C2/2016, C2/2021
Runner-up: C1/1991, C1/1994, C2/2011, C2/2019



Season Record 22-4

| | | |
|----------------------------------|---|-------|
| Tri County Northeast | W | 80-29 |
| Laurel-Concord-Coleridge | W | 57-29 |
| Boone Central | W | 58-35 |
| Boyd County | W | 57-12 |
| Guardian Angels Central Catholic | L | 35-48 |
| Hartington Cedar Catholic | W | 54-19 |
| Niobrara/Verdigre | W | 64-40 |
| LeMars, IA | W | 53-19 |
| O'Neill | W | 55-33 |
| Wynot | W | 49-35 |
| Humphrey St. Francis | W | 46-31 |
| Ponca | W | 41-37 |
| Battle Creek | W | 60-34 |
| Hamlin, SD | W | 43-42 |
| West Central, SD | L | 59-61 |
| Wayne | W | 46-33 |
| Hartington-Newcastle | W | 60-18 |
| Pierce | W | 43-35 |
| Boone Central | W | 66-22 |
| Pierce | W | 43-31 |
| Guardian Angels Central Catholic | L | 41-46 |
| Humphrey/Lindsay Holy Family | W | 69-52 |
| Norfolk Catholic | W | 65-29 |
| Laurel-Concord-Coleridge | W | 68-37 |
| Ponca | L | 41-52 |
| Superior | W | 53-41 |

| No. | Name | GR | POS | HT | PTS | AVG | REB | AVG | AST | STL | BLK |
|-----|------------------|----|-----|------|-----|------|-----|-----|-----|-----|-----|
| 3 | Alexis Folkers | 12 | G | 5-5 | 295 | 11.3 | 82 | 3.2 | 108 | 68 | 1 |
| 4 | Jayden Jordan | 12 | G | 5-7 | 237 | 9.5 | 74 | 3.0 | 47 | 47 | 9 |
| 5 | Ella Wragge | 12 | F | 5-9 | 318 | 12.2 | 105 | 4.0 | 35 | 31 | 25 |
| 10 | Brooklynn Fiscus | 12 | G | 5-6 | 4 | 0.2 | 7 | 0.4 | 3 | 2 | 0 |
| 12 | Cassie Allen | 9 | G | 5-3 | 65 | 2.5 | 30 | 1.2 | 29 | 40 | 2 |
| 14 | Sammie Allen | 9 | G | 5-4 | 53 | 2.0 | 43 | 1.7 | 24 | 23 | 4 |
| 20 | Jada Schmidt | 12 | F | 5-6 | 28 | 1.2 | 22 | 1.0 | 6 | 8 | 3 |
| 22 | Ashley Tramp | 12 | G | 5-5 | 5 | 5.0 | 4 | 4.0 | 2 | 0 | 0 |
| 24 | Hannah Schieffer | 10 | C | 5-10 | 20 | 2.9 | 9 | 1.3 | 2 | 2 | 0 |
| 30 | Alexa Wiebelhaus | 9 | F | 5-8 | 89 | 3.4 | 52 | 2.0 | 12 | 25 | 10 |
| 32 | Caitlin Guenther | 10 | F | 5-11 | 155 | 6.0 | 88 | 3.4 | 45 | 30 | 14 |
| 34 | Eillie Tramp | 10 | G | 5-5 | 129 | 5.2 | 106 | 4.2 | 69 | 57 | 11 |
| 40 | Jordyn Arens | 10 | G | 5-5 | 2 | 0.5 | 3 | 0.8 | 3 | 0 | 0 |
| 44 | Vanessa Sprakel | 11 | C | 5-7 | 6 | 1.0 | 7 | 1.2 | 1 | 0 | 0 |

PONCA Indians | Blue/White | 24-1

Superintendent: Brendan Calahan
Principal: Derek Lahm
Athletic Director: Bob Hayes
NSAA Team Enrollment: 44
Conference: Lewis & Clark
Head Coach: Bob Hayes
Assistant Coaches: Ryan Olander, Jared Curry
State Tournament Appearances: 11
Most Recent State Tournament: 2021
Runner-up: C2/1993, C2/2020, C2/2021



Season Record 24-1

| | | |
|---------------------------|---|-------|
| Hartington-Newcastle | W | 57-23 |
| Wayne | W | 52-27 |
| Randolph | W | 62-10 |
| Irene-Wakonda, SD | W | 57-50 |
| Laurel-Concord-Coleridge | W | 55-38 |
| Vermillion, SD | W | 52-31 |
| Tri County Northeast | W | 63-18 |
| Battle Creek | W | 51-25 |
| Neligh-Oakdale | W | 59-14 |
| Wakefield | W | 41-31 |
| Crofton | L | 37-41 |
| Wakefield | W | 53-43 |
| BRLD | W | 73-55 |
| Winnebago | W | 71-29 |
| Walhill | W | 72-16 |
| Hartington Cedar Catholic | W | 47-38 |
| Wynot | W | 40-31 |
| Osmond | W | 62-19 |
| Creighton | W | 52-31 |
| Wakefield | W | 51-22 |
| Homer | W | 63-40 |
| Elk Point-Jefferson, SD | W | 41-24 |
| Wakefield | W | 62-53 |
| Crofton | W | 52-41 |
| Pender | W | 57-41 |

| No. | Name | GR | POS | HT | PTS | AVG | REB | AVG | AST | STL | BLK |
|-----|------------------|----|-----|------|-----|------|-----|-----|-----|-----|-----|
| 10 | Addison McGill | 12 | G | 5-4 | 86 | 3.4 | 32 | 1.3 | 46 | 40 | 0 |
| 12 | Lily Korth | 10 | G | 5-6 | 13 | .62 | 13 | .52 | 4 | 9 | 0 |
| 14 | Julien Buckles | 11 | G | 5-4 | 27 | 2.1 | 17 | .68 | 2 | 7 | 0 |
| 20 | Abbie Hrouda | 11 | G | 5-6 | 78 | 3.1 | 38 | 1.5 | 29 | 28 | 0 |
| 22 | Ellie McAfee | 11 | G | 5-8 | 92 | 3.8 | 34 | 1.4 | 23 | 35 | 0 |
| 24 | Mattie Milligan | 11 | G | 5-7 | 174 | 7.0 | 71 | 2.8 | 69 | 44 | 2 |
| 30 | Alix Hughes | 10 | G | 5-3 | 16 | .65 | 6 | .24 | 5 | 7 | 0 |
| 32 | Peighton James | 10 | F | 5-7 | 0 | 0 | 8 | .29 | 1 | 1 | 0 |
| 34 | Ashlyn Kingsbury | 11 | G | 6-0 | 314 | 12.6 | 128 | 5.1 | 68 | 42 | 20 |
| 40 | Gracen Evans | 11 | F | 5-10 | 216 | 8.6 | 127 | 5.1 | 44 | 49 | 5 |
| 42 | Claire Burrell | 11 | F | 5-10 | 54 | 2.3 | 42 | 1.7 | 8 | 8 | 0 |
| 44 | Samantha Ehlers | 11 | F | 6-0 | 299 | 12.0 | 177 | 7.0 | 30 | 44 | 24 |
| 50 | Tierney Peterson | 11 | F | 5-10 | 10 | .4 | 18 | .7 | 0 | 1 | 0 |
| 52 | Kaylie Heiner | 10 | F | 5-10 | 4 | .4 | 9 | .4 | 1 | 9 | 0 |

GUARDIAN ANGELS CENTRAL CATHOLIC Bluejays | Blue/White | 25-1

Superintendent: Fr. James Weeder
Principal: Kate Hagemann
Athletic Director: Jason Folkers
NSAA Team Enrollment: 41
Conference: Mid-State
Head Coach: Jerry Stracke
Assistant Coaches: Kevin Kreikemeier, Kelly Dinslage, Lexis Haase
State Tournament Appearances: 24
Most Recent State Tournament: 2021
State Championship Years: C2/2002, C2/2003, C2/2004, C2/2005, D1/2012, D1/2017
Runner-up: C2/2006, C2/2016



Season Record 25-1

| | | |
|------------------------------|---|-------|
| Wisner-Pilger | W | 66-31 |
| Lutheran High Northeast | W | 75-31 |
| Columbus Scotus | W | 37-34 |
| Wynot | W | 62-23 |
| Crofton | W | 48-35 |
| Winnebago | W | 82-33 |
| Aquinas Catholic | W | 68-12 |
| Norfolk Catholic | W | 57-49 |
| Wayne | W | 48-18 |
| Humphrey/Lindsay Holy Family | W | 65-39 |
| North Bend Central | L | 33-41 |
| Bishop Neumann | W | 49-35 |
| Howells-Dodge | W | 65-30 |
| Archbishop Bergan | W | 48-38 |
| Boone Central | W | 75-37 |
| Battle Creek | W | 58-13 |
| O'Neill | W | 72-28 |
| Hartington Cedar Catholic | W | 56-27 |
| Hartington Cedar Catholic | W | 64-45 |
| Battle Creek | W | 58-40 |
| Crofton | W | 46-41 |
| Pender | W | 39-24 |
| Pierce | W | 34-29 |
| Stanton | W | 63-28 |
| Wisner-Pilger | W | 70-16 |
| Norfolk Catholic | W | 44-30 |

| No. | Name | GR | POS | HT | PTS | AVG | REB | AVG | AST | STL | BLK |
|-----|---------------------|----|-----|------|-----|-----|-----|-----|-----|-----|-----|
| 10 | Sophia Hass | 12 | F | 5-7 | 241 | 9 | 152 | 6 | 98 | 105 | 6 |
| 12 | Livia Hunke | 12 | G | 5-6 | 242 | 9 | 35 | 1 | 34 | 64 | 0 |
| 14 | Isabel Hass | 10 | G | 5-5 | 201 | 8 | 44 | 2 | 84 | 99 | 14 |
| 20 | Israeia Kreikemeier | 9 | G | 5-6 | 20 | 3 | 3 | 0 | 1 | 5 | 0 |
| 22 | Addyson Luebbert | 9 | G | 5-6 | 69 | 4 | 14 | 1 | 17 | 25 | 3 |
| 24 | Greta Wooldrik | 11 | F | 5-9 | 25 | 2 | 19 | 1 | 5 | 7 | 0 |
| 30 | Erica Engelmeyer | 12 | F | 5-8 | 24 | 1 | 35 | 2 | 11 | 7 | 1 |
| 32 | Kassidy Kaup | 12 | C | 5-11 | 146 | 6 | 86 | 3 | 29 | 33 | 7 |
| 34 | Reese Throener | 11 | G | 5-8 | 72 | 3 | 52 | 2 | 26 | 29 | 7 |
| 40 | Leah Jansen | 11 | C | 5-9 | 20 | 2 | 14 | 1 | 3 | 8 | 1 |
| 42 | Jocelyn Skoda | 10 | F | 5-10 | 26 | 2 | 24 | 2 | 5 | 5 | 4 |
| 44 | Brynn Baumert | 11 | G | 5-8 | 124 | 5 | 55 | 2 | 30 | 47 | 2 |
| 50 | Taylor Timmerman | 12 | F | 5-9 | 84 | 3 | 71 | 3 | 23 | 27 | 11 |
| 52 | Kelsy Steffen | 10 | G | 5-7 | 189 | 7 | 171 | 7 | 47 | 64 | 3 |

OAKLAND-CRAIG Knights | Orange/White | 18-7

Superintendent: Jess Bland
Principal: Michelle Burton
Athletic Director: Mike Selk
NSAA Team Enrollment: 47
Conference: East Husker
Head Coach: Scott Guzinski
Assistant Coaches: Joe Anderson, Chris Johnson
State Tournament Appearances: 4
Most Recent State Tournament: 2020



Season Record 18-7

| | | |
|------------------------------|---|-------|
| Logan View-Scribner-Snyder | W | 58-31 |
| Clarkson/Leigh | L | 34-40 |
| Howells-Dodge | W | 47-29 |
| Winnebago | W | 52-34 |
| Wisner-Pilger | W | 49-37 |
| Madison | W | 60-11 |
| Pender | L | 61-66 |
| Omaha Nation | W | 68-13 |
| Centennial | W | 43-14 |
| Malcolm | L | 31-34 |
| Stanton | W | 58-24 |
| Sidney | W | 55-42 |
| Elmwood-Murdock | W | 52-32 |
| Tekamah-Herman | W | 62-23 |
| North Bend Central | L | 38-61 |
| Humphrey/Lindsay Holy Family | L | 39-47 |
| Tekamah-Herman | W | 61-21 |
| Humphrey/Lindsay Holy Family | W | 81-55 |
| BRLD | W | 42-38 |
| North Bend Central | W | 53-52 |
| Archbishop Bergan | L | 49-56 |
| West Point-Beemer | W | 65-42 |
| Omaha Nation | W | 52-8 |
| Pender | L | 39-46 |
| Gordon-Rushville | W | 49-36 |

| No. | Name | GR | POS | HT | PTS | AVG | REB | AVG | AST | STL | BLK |
|-----|--------------------|----|-----|------|-----|------|-----|-----|-----|-----|-----|
| 0 | Chaney Nelson | 11 | G | 5-8 | 345 | 15.7 | 64 | 2.9 | 15 | 49 | 0 |
| 2 | Adilen Rennerfeldt | 9 | G | 5-7 | 111 | 5.8 | 62 | 3.3 | 16 | 32 | 2 |
| 3 | Sydney Guzinski | 11 | G | 5-8 | 168 | 7.0 | 75 | 3.0 | 50 | 37 | 4 |
| 4 | Maycie Johnson | 11 | F | 5-8 | 24 | 1.6 | 22 | 1.5 | 7 | 15 | 0 |
| 5 | Laryn Johnson | 11 | G | 5-8 | 41 | 1.7 | 29 | 1.2 | 19 | 37 | 0 |
| 10 | Kara Selken | 10 | G | 5-5 | 9 | 0.8 | 8 | 0.6 | 3 | 6 | 1 |
| 12 | Bailey Pelan | 9 | G | 5-7 | 85 | 4.0 | 55 | 2.4 | 24 | 32 | 0 |
| 22 | Sadie Nelson | 11 | G | 5-9 | 275 | 13.0 | 58 | 2.7 | 35 | 43 | 5 |
| 24 | Gretchen Seagren | 9 | F | 5-11 | 84 | 3.5 | 98 | 4.0 | 17 | 27 | 7 |
| 30 | Shea Johnson | 11 | F | 5-8 | 65 | 2.7 | 172 | 7.2 | 25 | 38 | 7 |
| 32 | Morgan Ray | 10 | G | 5-8 | 25 | 1.9 | 16 | 1.1 | 2 | 2 | 1 |
| 34 | Johnna Peterson | 11 | F | 5-8 | 2 | 0.2 | 8 | 0.6 | 0 | 0 | 0 |
| 54 | Emma Johansen | 10 | F | 5-9 | 0 | 0.0 | 2 | 0.3 | 0 | 0 | 0 |

BRIDGEPORT Bulldogs | Purple/Gold/white | 24-1

Superintendent: Chuck Lambert
Principal: George Schlothauer
Athletic Director: Dave Kuhlen
NSAA Team Enrollment: 55
Conference: Western Trails/South Platte Valley
Head Coach: Dave Kuhlen
Assistant Coach: Amber Dean
State Tournament Appearances: 9
Most Recent State Tournament: 2021



Season Record 24-1

| | | |
|----------------------------|---|-------|
| Perkins County | W | 78-34 |
| Mullen | W | 75-27 |
| Sutherland | W | 78-29 |
| Pine Bluffs, WY | W | 85-21 |
| Chadron | W | 75-46 |
| Hemingford | W | 68-18 |
| Chase County | W | 57-51 |
| North Platte St. Patrick's | W | 84-52 |
| Ogallala | W | 70-38 |
| Adams Central | L | 46-50 |
| Burns, WY | W | 82-54 |
| Kimball | W | 86-10 |
| Mitchell | W | 71-38 |
| Hershey | W | 70-45 |
| North Platte St. Patrick's | W | 77-47 |
| Sioux County | W | 78-30 |
| Hershey | W | 64-58 |
| Bayard | W | 63-32 |
| Mitchell | W | 60-41 |
| Gordon-Rushville | W | 71-21 |
| Amherst | W | 39-37 |
| Gordon-Rushville | W | 67-46 |
| Sutherland | W | 69-38 |
| Perkins County | W | 67-22 |
| North Central | W | 59-48 |

| No. | Name | GR | POS | HT | PTS | AVG | REB | AVG | AST | STL | BLK |
|-----|-----------------------|----|-----|------|-----|------|-----|-----|-----|-----|-----|
| 0 | Olivia Loomis-Gottl | 10 | G | 5-10 | 476 | 19.8 | 149 | 6.2 | 139 | 87 | 8 |
| 1 | Brooklyn Mohrman | 10 | G | 5-6 | 316 | 12.6 | 55 | 2.2 | 56 | 111 | 1 |
| 2 | Natalie Keenan-Vergil | 12 | G | 5-7 | 113 | 4.5 | 54 | 2.2 | 43 | 74 | 2 |
| 3 | Alexis Hill | 11 | G | 5-0 | 6 | 0.3 | 20 | 1.1 | 9 | 18 | 1 |
| 5 | Samantha Hill | 9 | G | 5-3 | 5 | 0.8 | 0 | 0.0 | 0 | 0 | 0 |
| 10 | Rilee Carrier | 11 | F | 5-7 | 2 | 0.2 | 5 | 0.5 | 2 | 1 | 0 |
| 11 | Paige Schmunk | 12 | F | 5-7 | 11 | 0.6 | 3 | 0.2 | 4 | 2 | 0 |
| 13 | Megan Cline | 10 | C | 5-8 | 6 | 0.5 | 5 | 0.4 | 3 | 4 | 1 |
| 22 | Mackenzie Liakos | 11 | G | 5-5 | 135 | 6.1 | 53 | 2.4 | 103 | 40 | 0 |
| 23 | Ruthie Loomis-Gottl | 11 | C | 6-3 | 475 | 19.8 | 165 | 6.9 | 31 | 34 | 84 |
| 30 | Ellie Cline | 12 | C | 5-11 | 102 | 4.1 | 109 | 4.4 | 26 | 39 | 19 |
| 42 | Grace Dean | 10 | C | 5-10 | 91 | 3.6 | 127 | 5.1 | 23 | 39 | 1 |

SUTTON Fillies | Red/Black/White | 22-4

Superintendent: Dana Wiseman
Principal: Jay Vance
Athletic Director: Steve Ramer
NSAA Team Enrollment: 50
Conference: Southern Nebraska
Head Coach: Josh Rapp
Assistant Coach: Dominic Schmit
State Tournament Appearances: 18
Most Recent State Tournament: 2015
State Championship Years: C1/1991
Runner-up: C1/1986, C1/1990, C2/2003, C2/2008



Season Record 22-4

| | | |
|----------------------|---|-------|
| Superior | W | 53-47 |
| Kearney Catholic | L | 32-47 |
| Heartland | W | 45-12 |
| Lincoln Christian | W | 42-17 |
| BDS | W | 53-29 |
| Hastings St. Cecilia | L | 22-37 |
| Nebraska Christian | W | 38-35 |
| St. Mary's | L | 31-41 |
| Osceola | W | 45-17 |
| Centura | W | 47-31 |
| Cross County | W | 38-25 |
| Centennial | W | 55-28 |
| Wood River | W | 66-27 |
| Thayer Central | W | 48-35 |
| Ravenna | W | 52-48 |
| Fairbury | W | 41-40 |
| Milford | W | 51-38 |
| Sandy Creek | W | 55-29 |
| Centennial | W | 51-24 |
| Milford | L | 51-56 |
| Fairbury | W | 39-27 |
| Wilber-Clatonia | W | 53-24 |
| Fillmore Central | W | 42-25 |
| Fillmore Central | W | 52-30 |
| Superior | W | 36-28 |
| Amherst | W | 57-44 |

| No. | Name | GR | POS | HT | PTS | AVG | REB | AVG | AST | STL | BLK |
|-----|------------------|----|-----|------|-----|------|-----|-----|-----|-----|-----|
| 2 | Xytlaly Bautista | 12 | G | 5-7 | 187 | 7.5 | 55 | 2.2 | 55 | 46 | 6 |
| 4 | Kate Griess | 12 | G | 5-6 | 248 | 9.9 | 92 | 3.7 | 33 | 70 | 3 |
| 5 | Olivia Kessler | 11 | G | 5-4 | 0 | 0 | 1 | .1 | 3 | 1 | 0 |
| 10 | Kennedy Perrien | 10 | G | 5-4 | 34 | 1.4 | 40 | 1.6 | 19 | 21 | 0 |
| 12 | Reagan Robinson | 10 | G | 5-5 | 18 | .8 | 31 | 1.3 | 7 | 9 | 2 |
| 14 | Avery Robinson | 9 | G | 5-7 | 10 | 1.1 | 1 | .1 | 1 | 0 | 0 |
| 20 | Carly Skalka | 10 | F | 5-9 | 13 | 1.4 | 9 | .8 | 0 | 2 | 0 |
| 22 | Alivia Huxoll | 11 | C | 6-0 | 254 | 10.2 | 165 | 6.6 | 15 | 52 | 34 |
| 23 | Julia George | 12 | F | 5-10 | 141 | 5.6 | 125 | 5 | 59 | 42 | 10 |
| 24 | Grasha Nuss | 12 | G | 5-9 | 123 | 4.9 | 88 | 3.5 | 56 | 28 | 3 |
| 30 | Jacee Haight | 9 | F | 5-10 | 99 | 4.0 | 79 | 3.2 | 24 | 21 | 11 |
| 32 | Tori Peterson | 10 | F | 5-7 | 17 | .9 | 15 | .8 | 1 | 5 | 0 |



REGISTER ONLINE!

2022 MAYB SCHEDULE

ALL REGIONAL EVENTS POSTED ONLINE AT MAYB.COM

WINTER FINALE

MARCH 26-27
WICHITA, KS

SUMMER KICKOFF

JUNE 10-12
WICHITA, KS

MAYB NATIONAL CHAMPIONSHIP

BOYS NATIONALS AUGUST 4-7 WICHITA, KS
GIRLS NATIONALS NORTH JULY 29-31 OMAHA, NE
GIRLS NATIONALS SOUTH AUGUST 5-7 OKLAHOMA CITY, OK

1A/2A/3A/4A CHAMPIONSHIPS

JUNE 4-5 WICHITA, KS
HIGH SCHOOL TEAMS ONLY

COLLEGE EXPOSURE DATES

GIRLS EXPOSURE APRIL 2-3 WICHITA KS
BOYS D1 EXPOSURE JULY 10-11 WICHITA KS
GIRLS D1 EXPOSURE JULY 20-21 WICHITA KS

2309 S. KANSAS AVE. NEWTON KS 67114
OFFICE: 316-284-0354 EMAIL: MAYB@MAYB.COM

WWW.MAYB.COM

CLASS D1

NSAA Girls Basketball Bracket

Lincoln Southwest • March 8 • 1:30 pm

#1 Elmwood-Murdock
Knights (23-3) 47.0000

vs.

#8 Hartington Cedar Catholic
Trojans (13-15) 42.6071

Lincoln Southwest • March 8 • 3:15 pm

#4 Shelton
Bulldogs (25-1) 44.6538

vs.

#5 Niobrara/Verdigre
Cougars (18-8) 43.8462

Lincoln Southwest • March 8 • 9:00 am

#2 Archbishop Bergan
Knights (18-6) 45.7917

vs.

#7 BDS
Eagles (23-4) 43.4815

Lincoln Southwest • March 8 • 10:45 am

#3 Humphrey/Lindsay Holy Family
Bulldogs (19-6) 44.7200

vs.

#6 Nebraska Christian
Eagles (20-5) 43.5600

Semifinals
Devaney Sports Center • March 10 • 9:00 am

Winner
Game 1

Winner
Game 2

Finals
Pinnacle Bank Arena • March 12 • 9:00 am

Winner
Game 5

Winner
Game 6

Semifinals
Devaney Sports Center • March 10 • 10:45 am

Winner
Game 3

Winner
Game 4

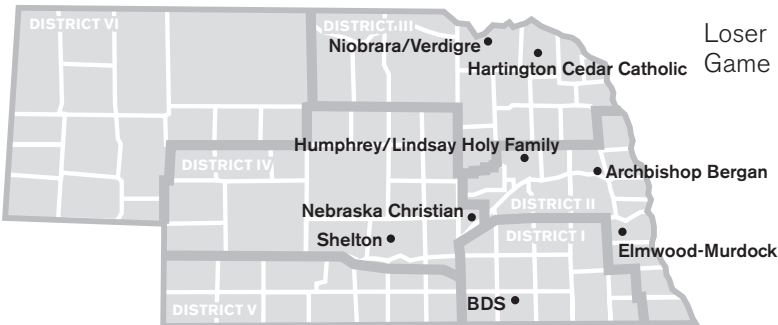
Consolation
Lincoln East • March 11 • 3:00 pm

Loser
Game 5

Loser
Game 6

Champion

Third Place



ELMWOOD-MURDOCK Knights | Silver/Black/White | 23-3

Superintendent: Ryan Knippelmeyer
Principal: Kyle Rohrig
Athletic Director: Lance Steffen
NSAA Team Enrollment: 35
Conference: East Central Nebraska
Head Coach: Paul Dwyer
Assistant Coaches: Travis Brewer, Emma Leone
State Tournament Appearances: 7
Most Recent State Tournament: 2021



Season Record 23-3

| | | |
|----------------------------|---|-------|
| Yutan | W | 39-29 |
| Lourdes Central Catholic | W | 40-31 |
| Louisville | W | 48-30 |
| Auburn | W | 45-32 |
| Malcolm | W | 53-35 |
| Syracuse | W | 44-22 |
| Falls City | W | 55-28 |
| Omaha Concordia | W | 53-30 |
| Logan View-Scribner-Snyder | W | 53-27 |
| Falls City Sacred Heart | W | 34-24 |
| Weeping Water | W | 55-20 |
| North Central | W | 36-19 |
| Lincoln Lutheran | L | 24-39 |
| Conestoga | W | 51-16 |
| Oakland-Craig | L | 32-52 |
| Freeman | W | 53-25 |
| Palmyra | W | 54-12 |
| Palmyra | W | 57-25 |
| Auburn | W | 44-24 |
| Malcolm | W | 37-35 |
| Johnson County Central | W | 55-27 |
| Mead | W | 70-39 |
| Cornerstone Christian | W | 54-18 |
| Cedar Bluffs | W | 71-3 |
| Archbishop Bergan | L | 55-57 |
| McCool Junction | W | 58-28 |

| No. | Name | GR | POS | HT | PTS | AVG | REB | AVG | AST | STL | BLK |
|-----|-------------------|----|-----|------|-----|------|-----|-----|-----|-----|-----|
| 4 | Sela Rikli | 12 | F | 5-7 | 43 | 1.7 | 57 | 2.2 | 8 | 13 | 2 |
| 10 | Tatum Backemeyer | 10 | G | 5-4 | 223 | 8.6 | 42 | 1.6 | 34 | 26 | 1 |
| 12 | Delaney Frahm | 10 | G | 5-9 | 128 | 4.9 | 70 | 2.7 | 66 | 39 | 5 |
| 14 | Bailey Frahm | 12 | G | 5-10 | 164 | 6.3 | 81 | 3.1 | 101 | 56 | 7 |
| 15 | Charley Hanes | 9 | F | 5-8 | 2 | .2 | 3 | .3 | 0 | 2 | 0 |
| 20 | Alexis Bacon | 12 | F | 5-9 | 289 | 11.1 | 156 | 6.0 | 59 | 36 | 3 |
| 23 | Ella Zierott | 11 | G | 5-6 | 52 | 2.0 | 61 | 2.3 | 32 | 37 | 1 |
| 24 | Cassidy Callaway | 10 | F | 5-7 | 4 | .4 | 1 | .1 | 0 | 0 | 0 |
| 30 | Madison Justesen | 10 | F | 5-7 | 12 | .5 | 18 | .8 | 4 | 2 | 0 |
| 32 | Jacie Fleischman | 10 | G | 5-6 | 4 | .2 | 8 | .4 | 3 | 3 | 0 |
| 33 | Isabelle Halferty | 9 | G | 5-6 | 20 | 1.7 | 7 | .6 | 0 | 2 | 0 |
| 34 | Jordan Vogler | 10 | F | 5-9 | 38 | 1.6 | 61 | 2.5 | 14 | 14 | 1 |
| 42 | Ava Hohman | 9 | F | 5-7 | 2 | .2 | 2 | .2 | 1 | 1 | 0 |
| 44 | Brenna Schmidt | 12 | F | 6-5 | 287 | 11 | 179 | 6.9 | 8 | 16 | 32 |

HARTINGTON CEDAR CATHOLIC Trojans | Red/White | 13-15

Superintendent: Fr. Owen Korte
Principal: Christopher Uttecht
Athletic Director: Chad Cattau
NSAA Team Enrollment: 32
Conference: Mid-State
Head Coach: Craig Wortmann
Assistant Coaches: James Kaiser, Matt Kathol
State Tournament Appearances: 13
Most Recent State Tournament: 2021
State Championship Years: B/1986
Runner-up: B/1987, C2/2001, C2/2010



Season Record 13-15

| | | |
|----------------------------------|---|-------|
| Boone Central | L | 48-55 |
| BRLD | L | 37-71 |
| Norfolk Catholic | L | 31-46 |
| Crofton | L | 19-54 |
| West Holt | W | 39-35 |
| Omaha Roncalli Catholic | L | 37-42 |
| Dakota Valley, SD | L | 28-67 |
| Homer | W | 58-42 |
| Auburn | L | 36-49 |
| Wayne | L | 36-41 |
| Osmond | W | 55-31 |
| Laurel-Concord-Coleridge | W | 38-28 |
| Tri County Northeast | W | 49-29 |
| Wynot | W | 37-34 |
| Pierce | L | 47-50 |
| Wayne | L | 40-56 |
| Guardian Angels Central Catholic | L | 27-56 |
| O'Neill | W | 45-33 |
| Ponca | L | 38-47 |
| O'Neill | W | 57-31 |
| Guardian Angels Central Catholic | L | 45-64 |
| Wayne | W | 52-44 |
| Norfolk Catholic | L | 54-60 |
| Homer | W | 67-61 |
| Battle Creek | L | 27-40 |
| Wausa | W | 61-19 |
| Osmond | W | 49-46 |
| Ravenna | W | 55-33 |

| No. | Name | GR | POS | HT | PTS | AVG | REB | AVG | AST | STL | BLK |
|-----|--------------------|----|-----|------|-----|------|-----|-----|-----|-----|-----|
| 1 | Bailey Hochstein | 9 | G | 5-2 | 10 | 2.4 | 4 | .2 | 0 | 5 | 0 |
| 2 | Makenna Noecker | 11 | G | 5-6 | 515 | 19.1 | 62 | 2.4 | 16 | 72 | 4 |
| 3 | Kathyne Jones | 10 | G | 5-6 | 128 | 4.8 | 59 | 2.2 | 22 | 37 | 5 |
| 4 | Cadyn Uttecht | 12 | F | 5-10 | 7 | .3 | 38 | 1.2 | 6 | 8 | 1 |
| 10 | Jordyn Steffen | 12 | G | 5-6 | 197 | 7.3 | 72 | 3.0 | 24 | 46 | 0 |
| 11 | Lyndsey Hamilton | 9 | F | 5-7 | 2 | .5 | 0 | 0 | 0 | 0 | 0 |
| 12 | Samantha Pick | 10 | G | 5-7 | 24 | 1.4 | 41 | 1.5 | 7 | 15 | 4 |
| 15 | Laney Kathol | 11 | F | 5-11 | 188 | 7 | 218 | 8 | 48 | 74 | 91 |
| 21 | Faith Christensen | 10 | G | 5-7 | 3 | .1 | 17 | .7 | 1 | 3 | 0 |
| 22 | Katelyn Arens | 9 | F | 5-9 | 5 | .2 | 5 | .2 | 0 | 1 | 0 |
| 23 | Olivia Kleinschmit | 9 | F | 5-8 | 0 | 0 | 1 | .1 | 0 | 0 | 0 |
| 24 | Grace Wortmann | 10 | F | 5-8 | 67 | 2.5 | 40 | 1.4 | 3 | 6 | 1 |
| 30 | Melayna McGregor | 9 | F | 5-7 | 5 | 1.8 | 7 | 1.1 | 0 | 3 | 0 |
| 31 | Lauren Bernecker | 9 | F | 5-9 | 60 | 2.2 | 52 | 1.8 | 16 | 21 | 11 |

SHELTON Bulldogs | Royal Blue/White | 25-1

Superintendent: Shanna Gannon

Principal: Jeff Kenton

Athletic Director: Ryan Province

NSAA Team Enrollment:34

Conference: Twin Valley

Head Coach: Jeff Thober

Assistant Coaches: Scott Willis, Brooke Bly

State Tournament Appearances: 1



Season Record 25-1

| | | |
|-------------------|---|-------|
| Elm Creek | W | 53-24 |
| Franklin | W | 56-10 |
| Wilcox-Hildreth | W | 46-20 |
| Kenesaw | W | 44-21 |
| Red Cloud | W | 69-44 |
| Bertrand | W | 53-6 |
| Lawrence-Nelson | W | 55-22 |
| Red Cloud | W | 68-28 |
| Silver Lake | W | 53-36 |
| Gibbon | W | 56-21 |
| Deshler | W | 53-28 |
| Arcadia/Loup City | W | 58-14 |
| Centura | L | 37-40 |
| Ansley-Litchfield | W | 42-30 |
| Wood River | W | 67-47 |
| Overton | W | 51-30 |
| Blue Hill | W | 54-26 |
| Red Cloud | W | 45-14 |
| Deshler | W | 38-33 |
| Kenesaw | W | 51-25 |
| Silver Lake | W | 39-19 |
| Harvard | W | 62-9 |
| Pleasanton | W | 53-35 |
| Axtell | W | 52-46 |
| Alma | W | 58-33 |
| Cambridge | W | 42-23 |

| No. | Name | GR | POS | HT | PTS | AVG | REB | AVG | AST | STL | BLK |
|-----|---------------------|----|-----|------|-----|-----|-----|-----|-----|-----|-----|
| 2 | Addison Burr | 10 | G | 5-5 | 5 | .6 | 2 | .1 | 3 | 1 | 0 |
| 3 | Brianna Simmons | 12 | G | 5-7 | 58 | 2.3 | 24 | 1 | 19 | 9 | 0 |
| 4 | Halie Clark | 11 | G | 5-7 | 135 | 5.6 | 61 | 2.5 | 48 | 44 | 3 |
| 10 | Mayte Meza Martinez | 11 | G | 5-4 | 171 | 6.8 | 66 | 2.6 | 48 | 65 | 1 |
| 11 | Alia Gomez | 11 | G | 5-4 | 166 | 6.6 | 51 | 2 | 49 | 55 | 0 |
| 13 | Kaycee Tompkin | 9 | C | 5-9 | 5 | .6 | 9 | 1 | 0 | 0 | 0 |
| 14 | Dru Niemack | 11 | C | 5-10 | 160 | 6.4 | 150 | 6 | 11 | 50 | 3 |
| 20 | Justine Pope | 9 | G | 5-6 | 0 | 0 | 5 | .5 | 0 | 0 | 0 |
| 21 | Sidney Gegg | 11 | C | 6-0 | 98 | 3.9 | 92 | 3.7 | 13 | 23 | 16 |
| 23 | Vinna Garcia | 11 | F | 5-5 | 21 | 1.1 | 13 | .7 | 1 | 4 | 0 |
| 25 | Jett Johnson | 11 | F | 5-7 | 6 | .5 | 7 | .6 | 0 | 0 | 0 |
| 31 | Callee Carman | 10 | G | 5-5 | 2 | .1 | 2 | .1 | 0 | 0 | 0 |
| 33 | Makenna Willis | 11 | G | 5-7 | 236 | 9.4 | 90 | 3.6 | 117 | 66 | 2 |
| 34 | Emmily Berglund | 11 | F | 5-8 | 218 | 8.7 | 128 | 5.1 | 10 | 34 | 4 |

NIOBRARA/VERDIGRE Cougars | Royal Blue/Blue/Black/Silver | 18-8

Superintendents: Chuck Kucera,

Margaret Sandoz

Principals: Chuck Kucera, Adrian Bowen

Athletic Directors: Patrick Svec,
Kandi Eisenhauer

NSAA Team Enrollment:35

Conference: Niobrara Valley

Head Coach: Zachary Stauffer

Assistant Coaches: Dana Konopasek,
Chris Swalley

State Tournament Appearances: 1



Season Record 18-8

| | | |
|-------------------------|---|-------|
| Stuart | W | 41-30 |
| Elgin Public/Pope John | L | 60-66 |
| St. Mary's | L | 43-47 |
| Bloomfield | W | 56-39 |
| Crofton | L | 40-64 |
| Creighton | W | 43-32 |
| Wausa | W | 56-42 |
| Summerland | L | 52-59 |
| Elba | W | 61-24 |
| Plainview | W | 63-44 |
| Neligh-Oakdale | W | 67-27 |
| Osmond | W | 61-40 |
| Lutheran High Northeast | W | 68-51 |
| Wynot | W | 41-34 |
| Elkhorn Valley | L | 57-62 |
| North Central | W | 70-52 |
| CWC | W | 60-39 |
| Osmond | W | 58-44 |
| Stuart | W | 61-46 |
| Elkhorn Valley | L | 35-51 |
| St. Mary's | L | 51-55 |
| West Holt | W | 65-43 |
| Boyd County | W | 56-35 |
| Bloomfield | W | 52-32 |
| Plainview | L | 39-45 |
| Johnson-Brock | W | 55-43 |

| No. | Name | GR | POS | HT | PTS | AVG | REB | AVG | AST | STL | BLK |
|-----|--------------------|----|-----|-----|-----|------|-----|-----|-----|-----|-----|
| 4 | Chrissenna Swalley | 11 | G | 5-9 | 162 | 6.5 | 57 | 2.3 | 35 | 43 | 8 |
| 5 | Harley Stark | 11 | G | 5-7 | 62 | 2.5 | 35 | 1.4 | 27 | 33 | 2 |
| 10 | Alexis Bartling | 12 | F/C | 5-8 | 17 | 0.7 | 35 | 1.5 | 8 | 16 | 4 |
| 12 | Bree Breithaupt | 11 | G | 5-5 | 210 | 8.4 | 88 | 3.5 | 29 | 79 | 3 |
| 21 | Summer Vesely | 10 | F | 5-8 | 35 | 1.4 | 68 | 2.7 | 6 | 17 | 4 |
| 22 | Chaney Konopasek | 12 | G | 5-9 | 163 | 6.5 | 159 | 6.4 | 68 | 81 | 11 |
| 24 | Ashley Parks | 11 | G | 5-8 | 54 | 2.3 | 51 | 2.1 | 10 | 25 | 1 |
| 25 | Josilyn Miller | 10 | G | 5-7 | 490 | 19.6 | 117 | 4.7 | 44 | 103 | 4 |
| 31 | Michaela Ravenkamp | 12 | F | 5-8 | 8 | 0.4 | 10 | 0.6 | 10 | 3 | 1 |
| 32 | Natasha Henry | 11 | G | 5-7 | 9 | 0.5 | 3 | 0.2 | 1 | 1 | 0 |
| 33 | Kennedi Reynolds | 11 | G | 5-5 | 5 | 0.4 | 1 | 0.1 | 0 | 2 | 0 |
| 35 | Andrea Sucha | 12 | F | 5-8 | 14 | 0.7 | 20 | 1.0 | 2 | 6 | 0 |
| 41 | Angelina Bauer | 11 | F | 5-8 | 104 | 5.0 | 73 | 3.5 | 23 | 23 | 2 |
| 42 | Billie Pritchett | 10 | G | 5-7 | 9 | 0.7 | 6 | 0.5 | 5 | 1 | 0 |

ARCHBISHOP BERGAN Knights | Kelly Green/Gold/White | 18-6

Superintendent: Fr. Walter Nolte
Principal: Dan Koenig
Athletic Director: Chris Rainforth
NSAA Team Enrollment:38
Conference: Centennial East
Head Coach: Nate Pribnow
Assistant Coaches: Jim Peitzmeier, Rylee Moore-Ryberg
State Tournament Appearances: 8
Most Recent State Tournament: 2021
State Championship Years: D1/2019
Runner-up: C1/1988, D1/2020



Season Record 18-6

| | | |
|----------------------------------|---|-------|
| Fort Calhoun | W | 63-32 |
| St. Mary's | W | 56-34 |
| Omaha Roncalli Catholic | W | 64-45 |
| Aquinas Catholic | W | 57-23 |
| Lourdes Central Catholic | W | 37-28 |
| Lincoln Christian | W | 54-42 |
| Plattsmouth | W | 55-23 |
| Ashland-Greenwood | W | 47-42 |
| Blair | L | 38-43 |
| Homer | L | 39-43 |
| Arlington | W | 57-31 |
| Guardian Angels Central Catholic | L | 38-48 |
| North Bend Central | L | 43-61 |
| Omaha Brownell Talbot | W | 69-26 |
| Lincoln Lutheran | L | 25-42 |
| Columbus Scotus | W | 37-27 |
| Columbus Scotus | L | 32-48 |
| Kearney Catholic | W | 46-33 |
| Omaha Concordia | W | 56-31 |
| Oakland-Craig | W | 56-49 |
| Bishop Neumann | W | 45-40 |
| Mead | W | 64-40 |
| Elmwood-Murdock | W | 57-55 |
| Plainview | W | 48-36 |

| No. | Name | GR | POS | HT | PTS | AVG | REB | AVG | AST | STL | BLK |
|-----|--------------------|----|-----|------|-----|------|-----|-----|-----|-----|-----|
| 1 | Summer Bojanski | 10 | G | 5-4 | 151 | 6.3 | 70 | 2.9 | 83 | 53 | 2 |
| 2 | Madison Schmidt | 9 | G | 5-5 | 0 | 0 | 3 | 0.4 | 2 | 2 | 0 |
| 3 | Adisyn Mendlik | 12 | G | 5-7 | 193 | 8.0 | 53 | 2.2 | 12 | 9 | 4 |
| 4 | Kaitlyn Mlnarik | 11 | G | 5-7 | 304 | 12.7 | 196 | 8.2 | 54 | 54 | 9 |
| 5 | Claire Mlnarik | 9 | G/F | 5-10 | 10 | 0.6 | 35 | 2.1 | 6 | 7 | 0 |
| 10 | Sydney Meyer | 10 | G | 5-9 | 12 | 1.3 | 26 | 2.9 | 3 | 4 | 1 |
| 11 | Rebecca Baker | 11 | G/F | 5-9 | 103 | 6.9 | 59 | 3.9 | 27 | 11 | 2 |
| 12 | Linden Nosal | 10 | F | 5-9 | 4 | 0.6 | 7 | 1.0 | 0 | 0 | 0 |
| 15 | Paige Frickenstein | 10 | F | 6-0 | 123 | 5.1 | 130 | 5.4 | 18 | 19 | 46 |
| 20 | Lauren Carlson | 12 | F | 5-7 | 20 | 1.7 | 6 | 0.5 | 1 | 6 | 0 |
| 22 | Adler Gilfry | 11 | G | 5-5 | 81 | 3.5 | 35 | 1.5 | 49 | 20 | 1 |
| 23 | Carlee Hapke | 11 | G/F | 5-7 | 174 | 7.3 | 98 | 4.1 | 29 | 23 | 2 |
| 25 | Mia Cortes | 9 | G | 5-4 | 0 | 0 | 0 | 0 | 0 | 0 | 0 |
| 30 | Nora Pentel | 9 | F | 5-7 | 4 | 1.3 | 4 | 1.3 | 0 | 0 | 0 |

BDS Eagles | Silver/Maroon/Black | 23-4

Superintendents: Kolin Haecker, Rex Pfeil
Principals: Damen Kugel, Josh Warren
Athletic Director: Ruth Kowalski, Kari Jo Alfs, Scott Shipley
NSAA Team Enrollment:27
Conference: Crossroads
Head Coach: Shana Gerberding
Assistant Coach: Logan Zeleny
State Tournament Appearances: 6
Most Recent State Tournament: 2021
Runner-up: D1/2018



Season Record 23-4

| | | |
|------------------------|---|-------|
| Hampton | W | 61-26 |
| East Butler | W | 40-30 |
| Dorchester | W | 50-36 |
| Lawrence-Nelson | W | 44-29 |
| Sutton | L | 29-53 |
| Cross County | L | 28-45 |
| Wood River | L | 36-41 |
| Central City | W | 32-20 |
| Cross County | W | 46-39 |
| Nebraska Lutheran | W | 52-40 |
| Giltner | W | 62-16 |
| Pawnee City | W | 60-18 |
| Johnson County Central | W | 45-32 |
| Exeter-Milligan | W | 46-33 |
| McCool Junction | W | 53-51 |
| Exeter-Milligan | W | 43-34 |
| Nebraska Lutheran | W | 46-17 |
| McCool Junction | W | 45-21 |
| Cross County | L | 23-39 |
| Meridian | W | 44-36 |
| Osceola | W | 51-29 |
| Shelby-Rising City | W | 52-33 |
| Meridian | W | 49-27 |
| High Plains Community | W | 39-17 |
| Red Cloud | W | 42-28 |
| Deshler | W | 33-18 |
| Elgin Public/Pope John | W | 63-57 |

| No. | Name | GR | POS | HT | PTS | AVG | REB | AVG | AST | STL | BLK |
|-----|-----------------------|----|-----|------|-----|-----|-----|-----|-----|-----|-----|
| 0 | Hanna Kadel | 10 | G | 5-3 | 155 | 5.7 | 54 | 2.1 | 27 | 20 | 3 |
| 2 | Campbell Bohling | 9 | G/F | 5-8 | 6 | .6 | 4 | .4 | 1 | 5 | 0 |
| 3 | Kinzley Bohling | 9 | G/F | 5-7 | 5 | .5 | 6 | .6 | 2 | 4 | 0 |
| 4 | Samantha Enghauser | 11 | G | 5-3 | 0 | 0 | 4 | .4 | 1 | 0 | 0 |
| 5 | Mariah Sliva | 12 | G | 5-9 | 81 | 3 | 70 | 2.7 | 32 | 45 | 8 |
| 11 | Paige Oltmans | 11 | G | 5-6 | 0 | 0 | 1 | .1 | 0 | 0 | 0 |
| 13 | Ashley Schlegel | 11 | G | 5-4 | 121 | 4.5 | 86 | 3.2 | 13 | 39 | 2 |
| 14 | Hallie Hoins | 11 | G | 5-6 | 34 | 1.3 | 43 | 1.6 | 16 | 38 | 1 |
| 20 | Taylor Sliva | 12 | G/F | 5-8 | 242 | 8.9 | 124 | 4.6 | 63 | 72 | 12 |
| 23 | Hayley Sliva | 9 | F | 5-10 | 52 | 2.1 | 81 | 3 | 14 | 12 | 5 |
| 31 | Hannah Miller | 11 | G | 5-6 | 254 | 9.2 | 138 | 5.1 | 42 | 63 | 0 |
| 32 | JessaLynn Hudson | 11 | F | 6-3 | 170 | 10 | 114 | 6.7 | 12 | 19 | 13 |
| 34 | Malory Dickson | 11 | F | 5-10 | 82 | 3.0 | 105 | 3.9 | 6 | 12 | 2 |
| 35 | Lynley Swartzendruber | 10 | G | 5-7 | 2 | .4 | 3 | .6 | 0 | 0 | 0 |

HUMPHREY/LINDSAY HOLY FAMILY Bulldogs | Red/White/Blue | 19-6

Superintendents: Greg Sjuts, Fr. Eric Olsen,
Principals: Brandon Kirby, Greg Sjuts,
 Andy Bishop
Athletic Director: Kandee Hanzel,
 Chelsea Preister
NSAA Team Enrollment:36
Conference: East Husker
Head Coach: Kandee Hanzel
Assistant Coach: Cami Oelsigle
State Tournament Appearances: 5
Most Recent State Tournament: 2021



Season Record 19-6

| | | |
|----------------------------------|---|-------|
| Clarkson/Leigh | W | 52-48 |
| Battle Creek | W | 54-47 |
| Plainview | W | 63-52 |
| Pender | W | 59-54 |
| Lutheran High Northeast | W | 57-38 |
| Boone Central | W | 66-49 |
| Columbus Scotus | L | 33-51 |
| Guardian Angels Central Catholic | L | 39-65 |
| Omaha Mercy | W | 64-47 |
| Stanton | W | 44-25 |
| Wisner-Pilger | W | 62-54 |
| Neligh-Oakdale | W | 60-16 |
| Summerland | W | 60-17 |
| Howells-Dodge | W | 61-35 |
| Madison | W | 59-17 |
| BRLD | L | 61-72 |
| Oakland-Craig | W | 47-39 |
| Elgin Public/Pope John | W | 71-53 |
| Oakland-Craig | L | 55-81 |
| Pender | L | 49-74 |
| Crofton | L | 52-69 |
| Twin River | W | 70-33 |
| Howells-Dodge | W | 61-41 |
| Elgin Public/Pope John | W | 60-45 |
| Overton | W | 45-39 |

| No. | Name | GR | POS | HT | PTS | AVG | REB | AVG | AST | STL | BLK |
|-----|---------------------|----|-----|------|-----|------|-----|------|-----|-----|-----|
| 1 | Claire Korth | 9 | G | 5-9 | 177 | 7.1 | 92 | 3.7 | 42 | 33 | 5 |
| 2 | Paige Beller | 12 | F | 5-9 | 223 | 8.9 | 141 | 5.6 | 39 | 49 | 6 |
| 3 | Halle Beller | 11 | G | 5-6 | 154 | 6.2 | 61 | 2.4 | 53 | 46 | 2 |
| 4 | Anna Bialas | 11 | G | 5-4 | 0 | 0 | 2 | .1 | 2 | 2 | 0 |
| 10 | Alisha Dahlberg | 11 | G | 5-9 | 134 | 5.4 | 58 | 2.3 | 66 | 50 | 3 |
| 12 | Ali Brandl | 10 | G | 5-5 | 4 | 0.3 | 11 | 0.7 | 6 | 3 | 0 |
| 14 | Jenaya Wemhoff | 11 | F | 5-6 | 6 | 0.4 | 8 | 0.5 | 1 | 3 | 0 |
| 20 | Lexi Frauendorfer | 12 | G | 5-7 | 166 | 7.2 | 106 | 4.6 | 55 | 43 | 6 |
| 23 | Mollie Groteluschen | 11 | F | 5-10 | 25 | 1.1 | 26 | 1.1 | 9 | 5 | 1 |
| 24 | Ellee Hanzel | 10 | G | 5-5 | 6 | 0.4 | 4 | 0.3 | 3 | 2 | 0 |
| 32 | Abilyn Schneider | 10 | F | 5-9 | 15 | 0.6 | 55 | 2.3 | 1 | 8 | 2 |
| 40 | Chelsa Reardon | 12 | C | 5-7 | 9 | 0.5 | 2 | 0.7 | 2 | 1 | 0 |
| 42 | Nellie Streblov | 12 | C | 5-7 | 9 | 0.6 | 2 | 0.1 | 1 | 1 | 0 |
| 45 | Addison Schneider | 12 | C | 6-1 | 452 | 18.1 | 347 | 13.9 | 17 | 17 | 25 |

NEBRASKA CHRISTIAN Eagles | Navy Blue/Columbia Blue/White | 20-5

Superintendent: Tim Hekrdle
Principal: Tim Hekrdle
Athletic Director: Andy Perdw
NSAA Team Enrollment:37
Conference: Goldenrod
Head Coach: Erin Mankin
Assistant Coach: Marty Griess
State Tournament Appearances: 1



Season Record 20-5

| | | |
|------------------------|---|-------|
| St. Edward | W | 61-0 |
| Centennial | W | 43-27 |
| Heartland Lutheran | W | 73-26 |
| High Plains Community | W | 57-16 |
| Sutton | L | 35-38 |
| Humphrey St. Francis | L | 33-44 |
| Southern | L | 36-39 |
| Johnson County Central | W | 51-41 |
| Doniphan-Trumbull | W | 43-35 |
| Fullerton | L | 34-35 |
| Central Valley | W | 47-35 |
| Osceola | W | 40-23 |
| Elba | W | 75-27 |
| Fullerton | W | 46-43 |
| Humphrey St. Francis | L | 44-47 |
| Heartland | W | 51-31 |
| Wood River | W | 46-33 |
| Shelby-Rising City | W | 40-34 |
| Riverside | W | 56-19 |
| Burwell | W | 48-27 |
| Nebraska Lutheran | W | 68-23 |
| Palmer | W | 63-19 |
| East Butler | W | 36-15 |
| Cross County | W | 35-23 |
| Alma | W | 47-36 |

| No. | Name | GR | POS | HT | PTS | AVG | REB | AVG | AST | STL | BLK |
|-----|-------------------------|----|-----|------|-----|-----|-----|-----|-----|-----|-----|
| 1 | Graci Boersen | 10 | G | 5-3 | 47 | 2 | 25 | 1 | 6 | 18 | 0 |
| 3 | Amanda Needham | 10 | G | 5-6 | 6 | 1.8 | 12 | 2.4 | 2 | 4 | 0 |
| 5 | Shelby McHargue | 12 | G | 5-11 | 158 | 6.6 | 141 | 5.8 | 25 | 77 | 4 |
| 10 | Sidney McHargue | 12 | F | 5-11 | 192 | 8 | 83 | 3.4 | 24 | 59 | 8 |
| 11 | Reghan Flynn | 11 | G | 5-8 | 130 | 7.2 | 59 | 3 | 36 | 50 | 8 |
| 12 | Hannah Swanson | 10 | G | 5-6 | 11 | .6 | 6 | .9 | 3 | 7 | 0 |
| 15 | Hope Seip | 10 | F | 5-10 | 62 | 2.8 | 87 | 3.6 | 11 | 40 | 6 |
| 20 | Juliana Sidak | 10 | G | 5-6 | 6 | 1 | 6 | 1 | 1 | 3 | 0 |
| 21 | Molly Griess | 12 | F | 6-0 | 315 | 13 | 176 | 7.3 | 28 | 58 | 32 |
| 23 | Alexandra (Ali) Bruning | 10 | G | 5-8 | 71 | 3 | 44 | 1.8 | 24 | 28 | 7 |
| 25 | Tabitha Seip | 12 | G | 5-8 | 144 | 6 | 70 | 2.9 | 70 | 85 | 8 |
| 30 | Maryah Wheeler | 11 | F | 5-7 | 4 | 0.8 | 20 | 0.8 | 1 | 6 | 2 |
| 33 | Claire Pipher | 11 | C | 5-11 | 4 | 1.3 | 11 | 1.8 | 1 | 1 | 0 |
| 35 | Sophie Swanson | 11 | F | 5-7 | 5 | .4 | 14 | .5 | 1 | 2 | 0 |

Call a tournament timeout and visit Morrill Hall.



Just don't foul these creatures...

Plus four floors of fossils, hands-on science activities, and world cultures exhibits



14th & Vine St. on UNL Campus
402-472-2637
museum.unl.edu



UNIVERSITY OF NEBRASKA
STATE MUSEUM
Morrill Hall



Present this ad for \$1 off admission

**Valid for up to 6 guests, 1 program per group, through 3/13/22*



Public Transit



APRIL 17-23, 2022

Public transit is available in 86 of Nebraska's 93 counties.

Public transit agencies serve their communities by getting residents to



MEDICAL FACILITIES



GROCERY STORES



PLACES OF WORK




SCHOOLS

Visit nebraskatransit.com to find a transit agency near you!

CLASS D2


NSAA Girls Basketball Bracket

Lincoln Northeast • March 7 • 9:00 am




#1 Falls City Sacred Heart
Irish (24-3) 46.7778

vs.




#8 Wynot
Blue Devils (15-10) 43.8800

Lincoln Northeast • March 7 • 10:45 am




#4 Anselmo-Merna
Coyotes (19-6) 44.8800

vs.




#5 Sterling
Jets (19-6) 44.6000

Lincoln North Star • March 7 • 6:00 pm




#2 Humphrey St. Francis
Flyers (23-3) 45.8462

vs.




#7 Diller-Odell
Griffins (16-7) 43.9130

Lincoln North Star • March 7 • 7:45 pm

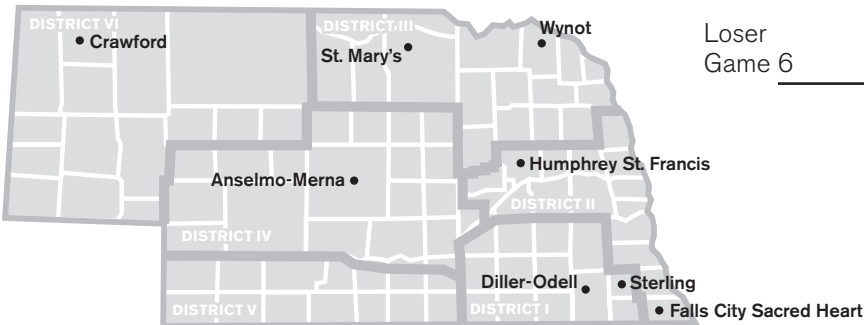


#3 St. Mary's
Cardinals (19-6) 45.3200

vs.



#6 Crawford
Rams (20-4) 44.1250



Semifinals
Devaney Sports Center • March 9 • 6:00 pm

Winner Game 1

Winner Game 2

Finals
Pinnacle Bank Arena • March 11 • 8:00 pm

Winner Game 5

Winner Game 6

Semifinals
Devaney Sports Center • March 9 • 7:45 pm

Winner Game 3

Winner Game 4

Consolation
Lincoln High • March 10 • 1:00 pm

Loser Game 5

Loser Game 6

Champion

Third Place

FALLS CITY SACRED HEART Irish | Green/White | 24-3

Superintendent: Doug Goltz
Principal: Jenny Dunn
Athletic Director: Doug Goltz
NSAA Team Enrollment: 24
Conference: Pioneer/MUDECAS
Head Coach: Luke Santo
Assistant Coaches: Adam Santo, Holly Westengaard
State Tournament Appearances: 26
Most Recent State Tournament: 2021
State Championship Years: D1/1998, D1/1999, D1/2000, D2/2015, D2/2017, D2/2018
Runner-up: D1/2002, D1/2003, D1/2007, D2/2019, D2/2021



Season Record 24-3

| | | |
|-------------------------------|---|-------|
| Sterling | W | 72-45 |
| Lourdes Central Catholic | L | 36-41 |
| Sidney, IA | W | 59-40 |
| Friend | W | 65-23 |
| Lewiston | W | 56-29 |
| Humboldt-Table Rock-Steinauer | W | 53-24 |
| Bishop LeBlond, MO | L | 60-62 |
| Tri County | W | 62-10 |
| Lourdes Central Catholic | W | 58-36 |
| Syracuse | W | 42-27 |
| Elmwood-Murdock | L | 24-34 |
| Diller-Odell | W | 62-29 |
| Lewiston | W | 53-30 |
| Parkview Christian | W | 48-20 |
| Johnson-Brock | W | 59-33 |
| Auburn | W | 44-21 |
| Pawnee City | W | 67-15 |
| Southern | W | 41-28 |
| Johnson-Brock | W | 56-46 |
| Humboldt-Table Rock-Steinauer | W | 66-29 |
| Diller-Odell | W | 60-41 |
| Lourdes Central Catholic | W | 53-34 |
| East Atchison, MO | W | 53-25 |
| Weeping Water | W | 66-27 |
| Lewiston | W | 54-19 |
| Sterling | W | 55-47 |
| Osceola | W | 63-23 |

| No. | Name | GR | POS | HT | PTS | AVG | REB | AVG | AST | STL | BLK |
|-----|----------------------|----|-----|------|-----|------|-----|-----|-----|-----|-----|
| 00 | Rachel Magdanz | 12 | F | 5-10 | 278 | 10.7 | 91 | 3.5 | 80 | 27 | 11 |
| 3 | Olivia Eickhoff | 11 | G | 5-8 | 238 | 8.8 | 112 | 4.1 | 58 | 43 | 5 |
| 4 | Jocelyn Olberding | 9 | F | 5-7 | 3 | 0.1 | 22 | 0.9 | 0 | 3 | 3 |
| 5 | Sadie Tisdell | 9 | G | 5-6 | 27 | 1.0 | 16 | 0.6 | 5 | 12 | 6 |
| 10 | DeLanie Witt | 11 | G | 5-4 | 146 | 5.4 | 42 | 1.6 | 63 | 34 | 4 |
| 11 | Lauren Malone | 12 | G | 5-4 | 55 | 2.0 | 68 | 2.5 | 52 | 50 | 7 |
| 12 | Elle Falk | 10 | F | 5-6 | 2 | 0.1 | 4 | 0.2 | 3 | 1 | 1 |
| 14 | Jessica Wertenberger | 11 | G | 5-9 | 254 | 9.4 | 128 | 4.7 | 60 | 60 | 12 |
| 15 | Jentry Lechtenberg | 9 | G | 5-8 | 67 | 2.7 | 51 | 2.0 | 14 | 9 | 4 |
| 20 | Emma Littrel | 12 | F | 5-8 | 50 | 1.9 | 96 | 3.6 | 6 | 24 | 8 |
| 24 | Erison Vonderschmidt | 12 | F | 6-0 | 315 | 12.6 | 162 | 6.5 | 20 | 43 | 32 |
| 31 | Leila Frederick | 10 | F | 5-6 | 4 | 0.2 | 14 | 0.6 | 0 | 3 | 2 |
| 45 | Macy Keller | 11 | C | 6-0 | 48 | 1.8 | 52 | 2.0 | 7 | 5 | 8 |

WYNOT Blue Devils | Blue/White | 15-10

Superintendent: Paul Hans
Principal: Grant Torpin
Athletic Director: Tammy Wieseler
NSAA Team Enrollment: 24
Conference: Lewis & Clark
Head Coach: Steve Wieseler
Assistant Coaches: Kelly Wieseler, Shelly Arkfeld, Erin Schroeder
State Tournament Appearances: 14
Most Recent State Tournament: 2021
State Championship Years: D2/2005, D2/2011, D2/2012, D2/2013, D2/2014, D2/2016, D2/2019, D2/2020
Runner-up: D2/2010, D2/2015, D2/2017



Season Record 15-10

| | | |
|----------------------------------|---|-------|
| Bloomfield | W | 67-35 |
| Winside | W | 58-13 |
| Guardian Angels Central Catholic | L | 23-62 |
| Osmond | W | 48-41 |
| Homer | W | 48-43 |
| Wausa | W | 48-22 |
| Randolph | W | 39-6 |
| Crofton | L | 35-49 |
| West Point-Beemer | W | 44-27 |
| Pender | L | 40-51 |
| Tri County Northeast | W | 67-40 |
| Hartington Cedar Catholic | L | 34-37 |
| Niobrara/Verdigre | L | 34-41 |
| Creighton | W | 51-26 |
| Pierce | L | 33-40 |
| Plainview | W | 38-28 |
| Ponca | L | 31-40 |
| Homer | W | 55-44 |
| Wakefield | L | 38-46 |
| Creighton | W | 51-28 |
| Irene-Wakonda, SD | L | 35-38 |
| Hartington-Newcastle | W | 73-37 |
| Stuart | W | 49-36 |
| St. Mary's | L | 31-42 |
| Maywood-Hayes Center | W | 44-20 |

| No. | Name | GR | POS | HT | PTS | AVG | REB | AVG | AST | STL | BLK |
|-----|--------------------|----|-----|------|-----|------|-----|-----|-----|-----|-----|
| 3 | Krystal Sudbeck | 12 | G | 5-6 | 152 | 5.8 | 61 | 2.3 | 24 | 64 | 3 |
| 4 | Courtney Pinkelman | 10 | G | 5-6 | 14 | 1.1 | 2 | .2 | 1 | 0 | 0 |
| 5 | Myrah Sudbeck | 10 | G | 5-5 | 63 | 2.4 | 34 | 1.3 | 15 | 29 | 1 |
| 10 | Allison Wieseler | 10 | G | 5-10 | 93 | 3.7 | 57 | 2.3 | 12 | 26 | 10 |
| 11 | Lauren Haberman | 11 | G | 5-4 | 69 | 2.8 | 20 | .8 | 11 | 16 | 1 |
| 12 | Kendra Pinkelman | 12 | G | 5-7 | 88 | 3.7 | 62 | 2.6 | 42 | 56 | 4 |
| 13 | Kinslee Heimes | 10 | G | 5-5 | 97 | 3.9 | 65 | 2.6 | 37 | 41 | 1 |
| 14 | Kayla Pinkelman | 10 | F | 5-7 | 53 | 2.2 | 41 | 1.7 | 8 | 28 | 5 |
| 15 | Amber Lawson | 11 | F | 5-8 | 116 | 4.5 | 76 | 2.9 | 19 | 36 | 8 |
| 21 | Annika Heimes | 10 | G | 5-6 | 3 | .6 | 1 | .2 | 1 | 0 | 0 |
| 22 | Amy Tramp | 12 | C | 5-10 | 70 | 2.7 | 72 | 2.8 | 10 | 14 | 7 |
| 24 | Eliza Lange | 9 | F | 5-7 | 2 | .2 | 2 | .3 | 2 | 1 | 0 |
| 30 | Karley Heimes | 12 | G | 6-0 | 319 | 12.8 | 191 | 7.6 | 45 | 97 | 28 |
| 32 | Isabelle Heimes | 10 | F | 5-6 | 0 | 0 | 3 | .4 | 0 | 1 | 0 |

ANSELMO-MERNA Coyotes | Red/White | 19-6

Superintendent: Logan Lightfoot
Principal: Matt Huseman
Athletic Director: Spencer Goodman
NSAA Team Enrollment: 24
Conference: Mid-Nebraska Activities
Head Coach: Trent Kirchmann
Assistant Coach: Troy Gilligan
State Tournament Appearances: 6
Most Recent State Tournament: 2006



Season Record 19-6

| | | |
|------------------------------|---|-------|
| Paxton | W | 52-34 |
| Sandhills Valley | W | 68-29 |
| Arcadia/Loup City | W | 62-23 |
| Overton | L | 46-56 |
| Mullen | W | 74-35 |
| Burwell | W | 44-36 |
| Ravenna | L | 40-41 |
| Pleasanton | L | 34-46 |
| Hitchcock County | W | 65-48 |
| Maywood-Hayes Center | W | 53-50 |
| North Platte St. Patrick's | L | 32-51 |
| Cross County | W | 53-52 |
| Sandhills/Thedford | W | 52-36 |
| Central Valley | W | 54-38 |
| Sumner-Eddyville-Miller | W | 42-29 |
| North Central | W | 36-31 |
| Sandhills Valley | W | 68-26 |
| Sandhills/Thedford | W | 55-41 |
| South Loup (Callaway/Arnold) | L | 44-54 |
| Twin Loup | W | 61-40 |
| South Loup (Callaway/Arnold) | L | 29-40 |
| Ansley-Litchfield | W | 59-26 |
| Elba | W | 76-31 |
| Ansley-Litchfield | W | 59-47 |
| Parkview Christian | W | 27-26 |

| No. | Name | GR | POS | HT | PTS | AVG | REB | AVG | AST | STL | BLK |
|-----|-------------------|----|-----|------|-----|------|-----|-----|-----|-----|-----|
| 10 | RayLee Downing | 12 | G | 5-4 | 85 | 3.4 | 84 | 3.4 | 98 | 48 | 1 |
| 11 | Hadlee Safranek | 12 | G | 5-8 | 189 | 7.6 | 87 | 3.5 | 28 | 42 | 7 |
| 12 | Riley Marsh | 10 | G | 5-5 | 36 | 1.6 | 26 | 1.1 | 22 | 12 | 3 |
| 13 | Adyson Priest | 10 | G | 5-5 | 9 | .6 | 10 | .7 | 2 | 2 | 1 |
| 14 | Mackenzie Burnett | 10 | F | 5-11 | 6 | .7 | 11 | 1.2 | 0 | 3 | 0 |
| 15 | Rylee Schmidt | 9 | G | 5-4 | 4 | 1 | 1 | .3 | 1 | 1 | 0 |
| 20 | Carlee Bartak | 11 | G | 5-6 | 49 | 2 | 66 | 2.6 | 22 | 33 | 2 |
| 21 | Makenna Miller | 9 | G | 5-8 | 76 | 3.2 | 60 | 2.5 | 19 | 26 | 7 |
| 22 | Macy Miller | 12 | G | 5-6 | 101 | 4.0 | 81 | 3.2 | 37 | 20 | 8 |
| 24 | Kirsten Myers | 12 | G | 5-6 | 38 | 7.6 | 34 | 6.8 | 15 | 17 | 4 |
| 25 | Shaylyn Safranek | 11 | C | 5-11 | 334 | 13.4 | 178 | 7.1 | 36 | 38 | 49 |
| 30 | Jaide Chandler | 12 | G | 5-11 | 347 | 13.9 | 176 | 7 | 45 | 60 | 23 |
| 32 | Michaela Myers | 12 | C | 5-11 | 10 | 1.1 | 9 | .9 | 1 | 2 | 1 |

STERLING Jets | Maroon/White/Gold | 19-6

Superintendent: Adrian Allen
Principal: Jacob Davenport
Athletic Director: Brent Heusman
NSAA Team Enrollment: 26
Conference: Pioneer/MUDECAS
Head Coach: Josh Pfeiffer
Assistant Coach: Camden Harlan
State Tournament Appearances: 8
Most Recent State Tournament: 2021
Runner-up: D2/2014



Season Record 19-6

| | | |
|-------------------------------|---|-------|
| Falls City Sacred Heart | L | 45-72 |
| Friend | W | 60-32 |
| Deshler | W | 57-32 |
| Diller-Odell | L | 41-44 |
| Meridian | W | 39-27 |
| Pawnee City | W | 73-24 |
| Johnson-Brock | W | 57-52 |
| Johnson-Brock | L | 47-52 |
| Parkview Christian | W | 47-42 |
| Palmyra | W | 69-26 |
| Dorchester | W | 61-31 |
| Humboldt-Table Rock-Steinauer | W | 47-30 |
| Southern | L | 33-35 |
| Meridian | W | 62-31 |
| Mead | W | 59-43 |
| Southern | W | 54-43 |
| Lourdes Central Catholic | W | 55-45 |
| Lewiston | W | 50-40 |
| Lourdes Central Catholic | L | 46-55 |
| Johnson-Brock | W | 69-45 |
| Freeman | W | 45-32 |
| Tri County | W | 61-24 |
| Diller-Odell | W | 60-36 |
| Falls City Sacred Heart | L | 47-55 |
| South Platte | W | 65-33 |

| No. | Name | GR | POS | HT | PTS | AVG | REB | AVG | AST | STL | BLK |
|-----|-------------------------|----|-----|------|-----|------|-----|-----|-----|-----|-----|
| 2 | Macy Richardson | 11 | G | 5-8 | 431 | 17.2 | 184 | 7.4 | 62 | 73 | 7 |
| 4 | Ella Wingert | 12 | G | 5-7 | 61 | 3.6 | 46 | 2.7 | 31 | 51 | 5 |
| 10 | Chloe Waters | 10 | G | 5-3 | 2 | 0.2 | 3 | 0.3 | 2 | 3 | 0 |
| 11 | Gracyn Dolbow | 11 | G | 5-6 | 63 | 3.3 | 39 | 2.1 | 13 | 9 | 0 |
| 12 | Katy Boldt | 11 | G | 5-7 | 179 | 7.8 | 74 | 3.2 | 32 | 41 | 4 |
| 14 | Ellie Lafferty | 10 | G | 5-4 | 86 | 3.4 | 50 | 2.0 | 22 | 37 | 0 |
| 20 | Dakotah Ludemann | 12 | G | 5-9 | 319 | 12.8 | 124 | 5.0 | 89 | 59 | 3 |
| 22 | KayLee Bessey | 9 | G | 5-2 | 7 | 0.9 | 5 | 0.6 | 1 | 4 | 0 |
| 24 | Lauren Harms | 10 | F | 5-10 | 162 | 6.5 | 155 | 6.2 | 5 | 21 | 42 |
| 33 | Danielle (Dani) Janssen | 12 | F | 5-10 | 24 | 1 | 55 | 2.3 | 4 | 11 | 1 |
| 35 | Brooke Huetson | 12 | F | 5-5 | 6 | 0.5 | 12 | 0.9 | 0 | 1 | 1 |

HUMPHREY ST. FRANCIS Flyers | Royal Blue/White | 23-3

Superintendent: Fr. Eric Olsen
Principal: Jennifer Dunn
Athletic Director: Eric Kessler
NSAA Team Enrollment: 23
Conference: Goldenrod
Head Coach: Bryan Reichmuth
Assistant Coach: Gary Bender
State Tournament Appearances: 14
Most Recent State Tournament: 2021
State Championship Years: D1/2005, D1/2006, D1/2007, D2/2021
Runner-up: D1/1994, D1/2001, D1/2014, D2/2018, D2/2020



Season Record 23-3

| | | |
|-------------------------|---|-------|
| Palmer | W | 78-12 |
| Heartland Lutheran | W | 84-6 |
| Hartington-Newcastle | W | 66-31 |
| Riverside | W | 58-6 |
| Columbus Scotus | L | 36-38 |
| Summerland | W | 65-22 |
| Fullerton | W | 55-44 |
| Nebraska Christian | W | 44-33 |
| West Point-Beemer | W | 41-20 |
| Crofton | L | 31-46 |
| Norfolk Catholic | L | 39-45 |
| Howells-Dodge | W | 52-32 |
| Burwell | W | 65-39 |
| Pierce | W | 40-37 |
| Clarkson/Leigh | W | 46-41 |
| Heartland Lutheran | W | 85-7 |
| Burwell | W | 62-24 |
| Nebraska Christian | W | 47-44 |
| St. Edward | W | 54-7 |
| Lutheran High Northeast | W | 64-30 |
| Central Valley | W | 65-42 |
| Aquinas Catholic | W | 55-26 |
| Elkhorn Valley | W | 47-32 |
| Randolph | W | 62-24 |
| Riverside | W | 72-22 |
| Sandhills/Theford | W | 65-42 |

| No. | Name | GR | POS | HT | PTS | AVG | REB | AVG | AST | STL | BLK |
|-----|--------------------|----|-----|------|-----|------|-----|-----|-----|-----|-----|
| 3 | Emma Baumgart | 11 | G | 5-4 | 149 | 5.7 | 108 | 4.2 | 98 | 85 | 5 |
| 4 | Hannah Baumgart | 11 | G | 5-3 | 169 | 6.8 | 51 | 2.0 | 77 | 81 | 2 |
| 10 | Jalyssa Hastreiter | 12 | G | 5-7 | 134 | 5.2 | 59 | 2.3 | 22 | 48 | 1 |
| 12 | Emma Classen | 10 | F | 5-7 | 0 | 0 | 12 | 1.5 | 1 | 1 | 0 |
| 14 | Karly Kessler | 10 | G | 5-6 | 57 | 2.2 | 28 | 1.1 | 35 | 24 | 0 |
| 20 | Kylee Wessel | 11 | F | 5-9 | 192 | 7.4 | 108 | 4.2 | 23 | 70 | 11 |
| 22 | Shelby Gilsdorf | 12 | G | 5-6 | 140 | 5.4 | 37 | 1.4 | 33 | 35 | 0 |
| 24 | Nyla Kessler | 9 | G | 5-2 | 25 | 1.6 | 18 | 1.2 | 11 | 10 | 0 |
| 30 | Anna Stricklin | 9 | F | 5-7 | 26 | 2.2 | 16 | 1.3 | 8 | 19 | 0 |
| 32 | Kaylee Stricklin | 12 | C | 5-10 | 340 | 14.2 | 143 | 6.0 | 18 | 47 | 11 |
| 34 | Ava Hastreiter | 9 | F | 5-7 | 0 | 0 | 0 | 0 | 0 | 0 | 0 |
| 40 | Leah Kosch | 11 | F | 5-8 | 80 | 3.6 | 38 | 1.7 | 16 | 17 | 3 |
| 42 | Makenna Wietfeld | 11 | F | 5-8 | 30 | 1.8 | 29 | 1.7 | 21 | 21 | 0 |
| 50 | Isabel Preister | 9 | C | 6-1 | 132 | 5.1 | 102 | 3.9 | 13 | 18 | 10 |

DILLER-ODELL Griffins | Orange/Black | 16-7

Superintendent: Mike Meyerle
Principal: Matt Mezger
Athletic Director: Eric McMurray
NSAA Team Enrollment: 22
Conference: Pioneer/MUDECAS
Head Coach: John Mohr
Assistant Coaches: John Denner, Emmie Noyd
State Tournament Appearances: 3
Most Recent State Tournament: 2017
Runner-up: C2/2017



Season Record 16-7

| | | |
|-------------------------------|---|-------|
| Pawnee City | W | 57-12 |
| Humboldt-Table Rock-Steinauer | W | 58-33 |
| Thayer Central | W | 56-49 |
| Sterling | W | 44-41 |
| Johnson-Brock | L | 35-45 |
| Lewiston | W | 54-43 |
| Hanover, KS | L | 35-60 |
| Deshler | W | 48-31 |
| Meridian | W | 39-33 |
| Exeter-Milligan | W | 43-38 |
| Falls City Sacred Heart | L | 29-62 |
| Parkview Christian | L | 36-46 |
| Lewiston | W | 45-33 |
| Southern | L | 25-45 |
| Freeman | W | 38-33 |
| Southern | W | 51-38 |
| Falls City Sacred Heart | L | 41-60 |
| Lewiston | W | 48-36 |
| Falls City | W | 51-44 |
| Lawrence-Nelson | W | 57-34 |
| Friend | W | 59-30 |
| Sterling | L | 36-60 |
| Wauneta-Palisade | W | 65-43 |

| No. | Name | GR | POS | HT | PTS | AVG | REB | AVG | AST | STL | BLK |
|-----|-------------------|----|-----|------|-----|------|-----|-----|-----|-----|-----|
| 2 | Madelyn Meyerle | 12 | F | 5-10 | 95 | 4.1 | 135 | 5.9 | 40 | 32 | 12 |
| 4 | Madeline Parde | 9 | G | 5-6 | 2 | .2 | 5 | .4 | 4 | 1 | 3 |
| 5 | Lilly Swanson | 10 | F | 5-8 | 173 | 7.5 | 143 | 6.2 | 14 | 25 | 4 |
| 10 | Jaedyn Hajek | 9 | G | 5-1 | 9 | .5 | 14 | .8 | 5 | 13 | 0 |
| 11 | Baileigh Vilda | 9 | F | 5-8 | 65 | 4.1 | 68 | 4.3 | 1 | 11 | 5 |
| 12 | Tatum Schroeder | 10 | G | 5-2 | 5 | .4 | 3 | .2 | 0 | 3 | 0 |
| 14 | Mallory Denner | 12 | G | 5-8 | 147 | 6.4 | 132 | 5.7 | 70 | 52 | 12 |
| 15 | Rachel Stanosheck | 12 | G | 5-5 | 25 | 1.1 | 24 | 1.0 | 6 | 14 | 0 |
| 22 | Karli Heidemann | 11 | C | 6-1 | 0 | 0 | 0 | 0 | 0 | 0 | 0 |
| 23 | Myleigh Weers | 9 | G | 5-8 | 476 | 20.7 | 76 | 3.3 | 73 | 78 | 13 |
| 32 | Keira Hennerberg | 10 | F | 5-6 | 53 | 2.3 | 49 | 2.1 | 11 | 11 | 6 |

ST. MARY'S Cardinals | Red/White | 19-6

Superintendent: Fr. Bernard Starman
Principal: Paula Atkeson
Athletic Director: Tony Allen
NSAA Team Enrollment: 22
Conference: Niobrara Valley
Head Coach: Traci Berg
Assistant Coach: Bridget Schneider
State Tournament Appearances: 8
Most Recent State Tournament: 2017
State Championship Years: D1/2015
Runner-up: D1/2013, D2/2016



Season Record 19-6

| | | |
|-------------------------------|---|-------|
| Riverside | W | 69-23 |
| Archbishop Bergan | L | 34-56 |
| Niobrara/Verdigre | W | 47-43 |
| Neligh-Oakdale | W | 58-21 |
| North Central | L | 33-52 |
| Osmond | W | 60-42 |
| Sutton | W | 41-31 |
| Grand Island Central Catholic | W | 47-44 |
| Sandhills/Theford | W | 58-27 |
| Elgin Public/Pope John | W | 55-54 |
| Bloomfield | L | 70-74 |
| Summerland | W | 40-27 |
| CWC | W | 48-16 |
| Santee | W | 59-30 |
| Winside | W | 53-22 |
| Creighton | W | 44-36 |
| Stuart | L | 49-52 |
| CWC | W | 55-32 |
| North Central | L | 32-41 |
| Niobrara/Verdigre | W | 55-51 |
| Boyd County | W | 55-38 |
| West Holt | L | 34-45 |
| CWC | W | 56-40 |
| Wynot | W | 42-31 |
| Exeter-Milligan | W | 56-32 |

| No. | Name | GR | POS | HT | PTS | AVG | REB | AVG | AST | STL | BLK |
|-----|------------------|----|-----|-----|-----|------|-----|------|-----|-----|-----|
| 2 | Annabelle Barlow | 9 | G | 5-3 | 45 | 1.9 | 41 | 1.7 | 23 | 26 | 1 |
| 3 | Alissa Brabec | 10 | G | 5-4 | 293 | 11.7 | 70 | 2.8 | 34 | 48 | 0 |
| 5 | Hope Williamson | 11 | G | 5-6 | 192 | 8.0 | 99 | 4.1 | 64 | 45 | 1 |
| 10 | Ryanne Pistulka | 11 | G | 5-4 | 6 | .3 | 14 | .7 | 7 | 4 | 0 |
| 11 | Mya Hedstrom | 10 | F | 5-9 | 331 | 13.2 | 173 | 6.9 | 47 | 81 | 4 |
| 12 | Lily Bauer | 9 | F | 5-3 | 2 | .2 | 1 | .1 | 0 | 2 | 0 |
| 24 | Sarah Wiese | 9 | F | 5-6 | 0 | 0 | 5 | .6 | 4 | 1 | 0 |
| 25 | Lorissa Reiman | 10 | F | 5-9 | 279 | 11.2 | 279 | 11.2 | 27 | 31 | 1 |
| 32 | Charley Mlnarik | 12 | C | 6-0 | 101 | 4.0 | 139 | 5.5 | 31 | 26 | 65 |

CRAWFORD Rams | Orange/Black/White | 20-4

Superintendent: Eugene Hanks
Principal: Darin Lovercheck
Athletic Director: Rick Barry
NSAA Team Enrollment: 22
Conference: Panhandle Conference
Head Coach: Rick Barry
Assistant Coaches: John Lemmon, Madison Hinshaw
State Tournament Appearances: 3
Most Recent State Tournament: 2015



Season Record 20-4

| | | |
|----------------------------|---|-------|
| Sioux County | W | 42-35 |
| Bayard | L | 46-56 |
| Gordon-Rushville | L | 34-54 |
| Garden County | W | 66-32 |
| Minatare | W | 62-10 |
| Niobrara County (Lusk), WY | W | 62-21 |
| Hay Springs | W | 56-18 |
| Sioux County | W | 45-40 |
| Cambridge | W | 45-38 |
| Mullen | W | 48-31 |
| Edgemont, SD | W | 52-39 |
| Lingle Ft. Laramie, WY | W | 63-48 |
| Guernsey-Sunrise, WY | W | 69-17 |
| Hyannis | W | 62-27 |
| Hemingford | L | 39-42 |
| Edgemont, SD | W | 55-41 |
| Hemingford | L | 32-36 |
| Morrill | W | 63-32 |
| Cody-Kilgore | W | 60-12 |
| Sioux County | W | 41-33 |
| Hay Springs | W | 77-40 |
| Minatare | W | 56-14 |
| Sioux County | W | 58-35 |
| Silver Lake | W | 49-47 |

| No. | Name | GR | POS | HT | PTS | AVG | REB | AVG | AST | STL | BLK |
|-----|----------------|----|-----|------|-----|------|-----|-----|-----|-----|-----|
| 1 | Kylah Vogel | 11 | G | 5-1 | 208 | 8.6 | 68 | 2.8 | 32 | 33 | 7 |
| 2 | Kiera Brennan | 10 | F | 5-8 | 27 | 1.1 | 35 | 1.8 | 12 | 10 | 0 |
| 3 | Paityn Homan | 12 | G | 5-3 | 45 | 1.8 | 40 | 1.7 | 13 | 20 | 2 |
| 10 | Kyler Gortsema | 10 | G | 5-4 | 32 | 1.3 | 15 | 1.1 | 2 | 8 | 1 |
| 12 | Kamden Victory | 11 | C | 5-7 | 16 | .6 | 11 | .8 | 3 | 2 | 0 |
| 14 | Natalie Barry | 12 | G | 5-7 | 344 | 14.3 | 93 | 3.9 | 98 | 84 | 2 |
| 20 | Carly Lemmon | 11 | F | 5-5 | 240 | 10 | 116 | 4.8 | 67 | 68 | 21 |
| 24 | Tianna Clark | 9 | G | 5-6 | 10 | .5 | 15 | .6 | 2 | 5 | 1 |
| 30 | Skylar Summers | 12 | F | 5-4 | 95 | 3.9 | 116 | 4.8 | 59 | 59 | 3 |
| 42 | Jasmine Dyer | 12 | C | 5-11 | 252 | 10.5 | 201 | 8.4 | 16 | 27 | 3 |

NSAA Girls Basketball All-Time Records

INDIVIDUAL RECORDS

MOST POINTS, CAREER

Points-Player, School, Year Graduated

2752-Darcy Stracke, Chambers, 1996
2427-KC Cowgill, Grand Island Central Catholic, 2000
2282-Allison Weidner, Humphrey St. Francis, 2021
2267-Alyssa Frauendorfer, Humphrey, 2013
2227-Jessica Shepard, Lincoln Southeast & Fremont, 2015
2179-Nicole Kubik, Cambridge, 1996
2162-Kaylee Jensen, Lindsay Holy Family/Humphrey-LHF, 2014
2136-Chatrice White, Shelby-Rising City, 2014
2116-Monica Osborn, Axtell, 1995
2078-Jordan Hooper, Alliance, 2010
2077-Cindy Hays, Osceola, 1988
2074-Grace Cave, Weeping Water, 2021
2064-Jina Johansen, Centura, 2001
2021-Kalynn Meyer, Superior, 2020
1990-Amanda Hansen, West Point-Beemer, 2016
1987-Tonya Kniefl, Newcastle, 1997
1978-Chloe Dworak, Lincoln Christian, 2018
1944-Katie Robinette, South Sioux City, 2001
1938-Mandi Thomas, Newcastle, 1994
1928-Raeleigh Menke, Friend, 2018
1926-Maurtice Ivy, Omaha Central, 1984
1910-Laramey Lewis, Hitchcock County, 2012
1894-Brooke Schwartz, Gering, 1996
1891-Quinn Weidemann, Omaha Westside, 2018
1876-McKenzie Brown, Northwest, 2014
1867-Christina Houghttelling, Cambridge, 2003
1864-Abbey Schueth, Ewing, 2009
1851-Brooke Kissinger, Minden - 2014
1837-Lisa Mimick, Spencer-Naper, 1998
1822-Brandan Tighe, Homer, 2014
1820-Tracy Williamson, Harvard, 1999
1800-Samantha Brester, Howells-Dodge, 2017
1792-Cheryl Braithwait, Arapahoe, 2008
1790-Tricia Hoffman, Homer & Emerson-Hubbard, 2008
1785-Taryn Ninemire, Sandy Creek, 2001
1768-Jami Kubik, Cambridge, 1994
1766-Kaitlin Petri, Kearney Catholic, 2007
1765-Jade Meads, Elm Creek, 2005
1756-Morgan Maly, Crete, 2020
1751-Taylor Kissinger, Minden, 2017
1743-Steph Thomas, McCool Junction, 1988
1743-Payton Brotzki, Platteview, 2018
1740-Korynn Clason, Cambridge, 2020
1738-Ashlee Schneider, Centura, 2004
1734-Kaylea Watson, Arapahoe, 2015
1730-Carla Schultz, Clarks, 1995
1728-Megan Neuvirth, Guardian Angels Central Catholic, 2005
1725-Tonya Volk, Battle Creek, 1998
1722-Shelby Beaudette, Bancroft-Rosalie, 2009
1718-Trish Martin, South Sioux City, 1996
1718-Kianna Ibis, Omaha Benson, 2015
1718-Shandra Farmer, Hastings St. Cecilia, 2016
1712-Dani Busboom, Freeman, 2003
1709-Jenny Findlay, Southeast Consolidated, 1994
1709-Sarah Harrison, Wauneta-Palisade, 2001
1707-Sarah Muller, Scribner & Archbishop Bergan, 1988
1705-Haley Thiele, Bishop Neumann, 2015
1703-Marney Monson, Wallace, 1993
1691-Karen Martin, Conestoga, 1982
1691-Kaylea Watson, Arapahoe, 2015
1681-Sidney Swanson, West Point-Beemer, 2021
1678-Trudi Veerhusen, Adams, 1987
1677-Abby Drieling, Emerson-Hubbard, 2016
1675-Janelle Findlay, Southeast Consolidated, 1998
1658-Hailey Mandelko, Lexington, 2012
1657-Allison Weidner, Humphrey St. Francis, 2017-current player
1656-Amy Stephens, Alliance, 1984
1647-Tonya Porter, Emerson-Hubbard, 1996
1636-Josie Perez, Gordon-Rushville, 2017
1629-Colleen Regan, Ewing, 1983
1627-Kenzie Kulm, Platteview, 2015
1616-Monica Arens, Crofton, 2017
1613-Cindy Hajek, Raymond Central, 1991
1614-Trisha Petzelka, Prague, 2002
1607-Kelly Behrends, Lodgepole, 1999

1606-Paula Blecha, Humboldt, 1980
1603-Jaycee Bradley, Norfolk, 2015
1603-Taylor Peter, CWC, 2020
1601-Jessica Harvey, Morrill, 2017
1599-Marissa Bongers, East Butler, 2010
1599-Rylie Cascio Jensen, Fremont/Bellevue East, 2016
1596-Claire Cornell, Elm Creek, 2018
1596-Kiara Libal, Ashland-Greenwood, 2021
1595-Josie Petrusis, Omaha Brownell Talbot, 2021
1590-Jamie Kissinger, Minden, 2014
1584-Kylie Hammer, Mead, 2018
1583-Jennifer Werner, Greeley & St. Paul, 1993
1581-Angie Miller, WilberClatonia, 1983
1581-KK Houser, Lincoln Southeast, 2009
1579-Allison Arens, Crofton, 2015
1577-Lacey Sprackel, Crofton, 2021
1573-Laurel Stoehr, Sutton, 1991
1567-Megan Allison, Cross County, 2008
1567-Maggie Schulte, Wynot, 2014
1557-Tracy Agena, Sterling, 2003
1556-Hattie Gartner, Chambers, 2001
1552-Chloe Akin-Otiko, Bellevue West, 2016
1551-Angie Farnik, Verdigre, 1993

MOST POINTS, ONE SEASON

Points-Player, School, Year
872-Darcy Stracke, Chambers, 1996
824-Darcy Stracke, Chambers, 1995
780-Jessica Shepard, Fremont 2014
779-Amy Stephens, Alliance, 1985
731-Monica Osborn, Axtell, 1995
729-KC Cowgill, Grand Island Central Catholic, 1999
726-Cindy Hays, Osceola, 1988
723-KC Cowgill, Grand Island Central Catholic, 2000
706-Allison Weidner, Humphrey St. Francis, 2020
703-Lisa Mimick, Spencer-Naper, 1998
700-Christina Houghttelling, Cambridge, 2003
689-Alyssa Frauendorfer, Humphrey, 2013
686-Kaylee Jensen, Lindsay Holy Family, 2013
681-Jina Johansen, Centura, 2000
680-Nicole Kubik, Cambridge, 1996
664-Amanda Hanzlik, Niobrara, 2000
664-Jessica Shepard, Lincoln Southeast, 2013
663-Ale'jah Douglas, Omaha Northwest, 2020
662-Alyssa Frauendorfer, Humphrey, 2012
655-Taryn Ninemire, Sandy Creek, 2001
654-Amanda Hansen, West Point-Beemer, 2016
653-Jordan Hooper, Alliance, 2010
650-Jade Meads, Elm Creek, 2005
641-Mandi Thomas, Newcastle, 1994
641-Kaylee Jensen, Humphrey-Lindsay Holy Family, 2014
641-Taylor Kissinger, Minden, 2015
636-Taylor McCabe, Fremont, 2021
629-Cindy Hays, Osceola, 1987
628-Payton Brotzki, Platteview, 2016 & 2018
625-Allison Weidner, Humphrey St. Francis, 2021
624-Laura Anderson, Raymond Central, 1984
624-McKenzie Brown, Northwest, 2014
624-Quinn Weidemann, Omaha Westside, 2018
623-Chatrice White, Shelby-Rising City, 2014
622-Sarah Muller, Scribner, 1987
622-Grace Cave, Weeping Water, 2021
620-Marissa Bongers, East Butler, 2010
618-Taylor Peter, CWC, 2020
616-Amanda Hansen, West Point-Beemer, 2015
616-Rylie Cascio Jensen, Fremont, 2016
615-Monica Osborn, Axtell, 1994
614-Maurtice Ivy, Omaha Central, 1984
614-Angie Miller, WilberClatonia, 1983
614-Ashley Robinette, South Sioux City, 2004
598-KC Cowgill, Grand Island Central Catholic, 1998
595-Tricia Hoffman, Homer, 2008
595-Dominique Kelley, Lincoln NE, 2007
595-Kalkynn Meyer, Superior, 2018
594-Carla Schultz, Clarks, 1995
593-Laramey Lewis, Hitchcock County, 2012
592-Nicole Kubik, Cambridge, 1995
592-Brandan Tighe, Homer, 2014
588-Korynn Clason, Cambridge, 2019
588-Taylor McCabe, Fremont, 2020
583-Ginger Keller, Gibbon, 1990
583-Sidney Swanson, West Point-Beemer, 2020
583-Alexis Markowski, Lincoln Pius X, 2021
582-Darcy Stracke, Chambers, 1994

581-Kylie Thomas, Sutherland, 1999
580-Karen Theis, Friend, 1999
580-Mackenzie Willicott, Blue Hill, 2015
579-Trudi Veerhusen, Adams, 1987
579-Laurel Stoehr, Sutton, 1991
578-Abbey Schueth, Ewing, 2007
575-Rachel Klein, Stromsburg, 1997
574-Alesha Schoof, Deshler, 1996
573-Sarah Harrison, Wauneta-Palisade, 2001
573-Maddie Egr, Yutan, 2015
572-Cheryl Braithwait, Arapahoe, 2008
571-Korynn Clason, Cambridge, 2020
571-Hailey Mandelko, Lexington, 2012
568-Brandan Tighe, Homer, 2013
567-Tonya Volk, Battle Creek, 1998
564-Jami Kubik, Cambridge, 1994
564-McKenzie Brown, Northwest, 2013
564-Samantha Brester, Howells-Dodge, 2015
563-Tonya Kniefl, Newcastle, 1997
563-Marissa Bongers, East Butler, 2009
563-Ruthie Loomis-Golti, Bridgeport, 2021
562-Marney Monson, Wallace, 1993
562-Chelsea Mason, Bellevue West, 2012
562-Chatrice White, Shelby-Rising City, 2013
560-Alexis Markowski, Lincoln Pius X, 2020
560-Trish Martin, South Sioux City, 1995
560-Colleen Regan, Ewing, 1983
559-Ashlee Schneider, Centura, 2002
557-Kelly Behrends, Lodgepole, 1999
556-Nikki Keller, Ponca, 1993
556-Taryn Ninemire, Sandy Creek, 2000
556-Roxanne Wiles, Plattsmouth, 1990
554-Jaycee Bradley, Norfolk, 2015
553-Chatrice White, Shelby-Rising City, 2012
552-Jessica Haynes, Omaha Central, 1985
552-Raeleigh Menke, Friend, 2018
552-Morgan Maly, Crete, 2020
550-Brooke Kissinger, Minden, 2014

MOST POINTS, ONE GAME

65-Cindy Hays, Osceola, 1987
57-Laura Tietjen, Byron, 1975
54-Jordan Hooper, Alliance, 2010
52-Darcy Stracke, Chambers, 1996
52-Cindy Hays, Osceola, 1988
51-Cindy Hays, Osceola, 1987
51-MariLyn DeVries, Cambridge, 1988
51-Ale'jah Douglas, Omaha Northwest, 2020
49-Tricia Hoffman, Emerson-Hubbard, 2006
48-Kelly Behrends, Lodgepole, 1999
48-Amy Clary, Holbrook, 1988
48-Amy Stephens, Alliance, 1985
47-Michelle Heitmann, Byron, 1978
47-Kay Broekemeier, Central City, 2005
47-Jordan Hooper, Alliance, 2010
46-Kathy Foley, Blair, 1975
46-Jina Johansen, Centura, 2000
46-Erin Gudmundson, Kearney Catholic, 2002
46-Marissa Bongers, East Butler, 2009
46-Jessica Shepard, Fremont, 2014
45-Debbie Wilson, Elba, 1987
45-Shannon Karl, Dorchester, 1994
45-Monica Osborn, Axtell, 1995
45-Erin Schlake, Adams, 1995
45-Lindsay Hanzlik, Niobrara, 1997
45-Karen Theis, Friend, 1999
45-Payton Brotzki, Platteview, 2018
44-Tonya Kniefl, Newcastle, 1995
44-Monica Ross, Ord, 1994
44-Sarah Muller, Scribner, 1986
44-Chris Mummy, Omaha Cathedral, 1987
44-Angie Miller, WilberClatonia, 1983
44-Rayna Nelsen, Homer, 1998
44-Nikki Gargano, Omaha Roncalli Catholic, 1998
44-Rayna Nelsen, Homer, 1998
43-Cindy Hays, Osceola, 1988
43-Barb Zech, Douglas, 1980
43-LeAnn Brietzke, Waterloo, 1998
43-Leah Turner, Omaha North, 1992
43-Jonie Schake, SumnerEddyvilleMiller, 1982
43-Janice Eisenmenger, Humphrey St. Francis, 1987
43-Trudi Veerhusen, Adams, 1987
43-Kristi Ebsen, Superior, 1989
43-Becky Chramosta, Ravenna, 1984

NSAA Girls Basketball All-Time Records

43-Ann Troshynski, Omaha Cathedral, 1984
43-Melinda Rice, Oshkosh, 1981
43-Angie Osborn, Axtell, 1991
43-LeAnn Brietzke, Waterloo, 1998
43-Christina Houghttelling, Cambridge, 2001
43-Megan Allison, Cross County, 2008
43-Alicia Ostrander, Gordon-Rushville, 2009
43-Chatrice White, Shelby-Rising City, 2013
43-Kaylee Jensen, Lindsay Holy Family, 2013
43-Jessica Shepard, Fremont, 2014
43-Dawn Klabenes, Chambers-Wheeler Central, 2015
43-Alejah Douglas, Omaha Northwest, 2018
43-Allison Weidner, Humphrey St. Francis, 2021

THREE-POINT GOALS, CAREER

363-Brooke Kissinger, Minden, 2014
318-KC Cowgill, Grand Island Central Catholic, 2000
293-Chloe Dworak, Lincoln Christian, 2018
285-Taylor McCabe, Fremont, current
265-Jenni Flynn, South Sioux City, 2003
262-Kameron Kissinger, Hastings St. Cecilia, 2018
260-Taryn Ninemire, Sandy Creek, 2001
255-Kylie Thiele, Kearney Catholic, 2017
254-Taylor Kissinger, Minden, 2017
250-Taytem Coleman, Lincoln Christian & Lincoln Southwest, 2018
249-McKenzie Brown, Northwest, 2014
245-Ashley Bonczynski, Centura, 2007
245-Allison Bauer, Elm Creek, 2019
234-Marisa Lowe, Millard West, 2015
232-Grace Cave, Weeping Water, 2021
230-Tracy Williamson, Harvard, 1999
230-Lauren Works, Lincoln Southwest, 2013
230-Bailey Kissinger, Hastings St. Cecilia, current
221-Olivia Boudreau, Papillion-La Vista, 2020
220-Allison Arens, Crofton, 2015
217-Whitney Bauer, Elm Creek, 2021
215-Morgan Maly, Crete, 2020
214-KK Houser, Lincoln Southeast, 2009
211-Samantha Waldron, Millard West, 2014
211-Peyton Hagen, Bellevue East, 2014
209-Nicole Kubik, Cambridge, 1996
209-Madison Coffey, Blue Hill, 2010
208-Hailey Mandelko, Lexington, 2012
207-Jamie Kissinger, Minden, 2014
206-Heather McKeon, Ravenna, 2006
204-Taryn Wagner, Central City, 2021
203-Kate Bergen, Heartland, 2019
201-Nicole Rauner, Wayne, 2009
201-Haley Thiele, Bishop Neumann, 2015
200-KC Hilgenkamp, Arlington, 1998
199-Brandan Tighe, Homer, 2014
197-Shandra Farmer, Hastings St. Cecilia, 2016
195-Rylie Cascio Jensen, Fremont, 2016
194-Lexie Bacon, Lyons-Decatur NE & BRLD, 2017
192-Kaily Kennel, Shickley, 2006
192-Boston Boucher, Wood River, 2021
192-Jacee Zoubek, Dorchester, 2021
189-Sydney Nein, Bridgeport, 2021

THREE-POINT GOALS, SEASON

110-Brooke Kissinger, Minden, 2011
107-Taylor McCabe, Fremont, 2020
106-Taylor McCabe, Fremont, 2021
104-Taryn Ninemire, Sandy Creek, 2001
103-Allie Bauer, Elm Creek, 2017
95-KC Cowgill, Grand Island Central Catholic, 1998

91-KC Cowgill, Grand Island Central Catholic, 1999
90-Brooke Kissinger, Minden, 2014
90-Taytem Coleman, Lincoln Christian, 2017
89-Chloe Dworak, Lincoln Christian, 2015
85-Jodi Spale, Northwest, 2003
85-Brooke Kissinger, Minden, 2013
84-Jenni Flynn, South Sioux City, 2003
83-Maggie Nelson, Holdrege, 2013
82-Nicole Rauner, Wayne, 2009
81-Hailey Mandelko, Lexington, 2012
81-Chloe Dworak, Lincoln Christian, 2017
81-Madison Myers, Centura, 2016
81-Taryn Wagner, Central City, 2021
80-Olivia Boudreau, Papillion-La Vista, 2019
80-Nicole Kubik, Cambridge, 1996
79-Kameron Kissinger, Hastings St. Cecilia, 2018
78-Tracy Williamson, Harvard, 1999
78-Brooke Kissinger, Minden, 2012
77-Kay Broekemeier, Central City, 2005
77-Peyton Hagen, Bellevue East 2014
77-Kameron Kissinger, Hastings St. Cecilia, 2017
77-Whitney Brown, Northwest, 2020
76-KC Cowgill, Grand Island Central Catholic, 2000
76-McKenzie Brown, Northwest, 2014
76-Amanda Hansen, West Point-Beemer, 2016
76-Kylie Thiele, Kearney Catholic, 2017
75-Trysta Gruber, Loup County, 2006
75-McKenzie Brown, Northwest, 2013
74-Monica Osborn, Axtell, 1994
74-Isabel Fremont, BRLD, 2020
73-Jodi Spale, Northwest, 2002
73-Emma Frost-Briley, Ft. Calhoun, 2006
73-Charley Bovaird, Lincoln East, 2019
72-Jaycee Bradley, Norfolk, 2015
72-Ashley Schuetze, Guardian Angels Central Catholic, 2003
72-Kameron Kissinger, Hastings St. Cecilia, 2016
72-Shea Bailey, Chadron, 2020
72-Olivia Boudreau, Papillion-La Vista, 2020
72-Taylor McCabe, Fremont, 2019
71-Jodi Carnahan, Chadron, 2000
71-Paige Quinn, Southern Valley, 2012
71-Makylee Ailes, Lincoln Christian, 2019
71-Aubry Krentz, Scottsbluff, 2019
70-Michelle Weimann, Howells, 2006
70-Kaleigh Kummer, North Plate SP, 2017
70-Whitney Bauer, Elm Creek, 2020

THREEPOINT GOALS, GAME

11-KC Hilgenkamp, Arlington, 1998
11-Leona Saul, Santee, 2007
11-Maggie Nelson, Holdrege, 2013
11-Akili Felici, Bellevue West, 2018
10-KC Hilgenkamp, Arlington, 1997
10-Erika Stolz, Holdrege, 2012
10-McKenzie Brown, Northwest, 2014
10-Mia Felici, Bellevue West, 2017
10-Taryn Wharton, Bellevue West, 2021
10-Mya Babbitt, Millard South, 2021
10-Caitlyn Heise, Pender, 2022
9-Morgan Maly, Crete, 2020
9-KC Hilgenkamp, Arlington, 1997
9-Monica Osborn, Axtell, 1994
9-Dawn Marget, Fairmont, 1996
9-Tracy Agena, Sterling, 2000
9-Kristin Koski, Humphrey St. Francis, 2001
9-Jena Fosdick, Lincoln East, 2003
9-Kay Broekemeier, Central City, 2005
9-Betsy Conry, Omaha Duchesne Academy, 2006
9-Nicole Rauner, Wayne, 2008
9-Taylor Kissinger, Minden, 2015
9-Kenzy Kanno, Mitchell, 2016
9-Allie Bauer, Elm Creek, 2017

9-Macy Scott, Fillmore Central, 2017
9-Shayda Vaughn, Hershey, 2020
9-Isabel Freemont, BRLD, 2020
9-Taryn Wagner, Central City, 2021

CONSECUTIVE FREE THROWS MADE

Total-Player, School, Date
38-KC Cowgill, Grand Island Central Catholic, 1999
38-Ann Bose, Southern Valley, 2021
34-Rylie Cascio Jensen, Fremont, 2015-2016
32-Cassie Phillips, Papillion-La Vista South, 2005
32-Katie Rich, Elkhorn Valley, 2009
31-JoDell Thorell, Loomis, 1996
31-Monica Osborn, Axtell, 1995
31-KC Cowgill, Grand Island Central Catholic, 1997
30-Meredith Wahl, Crete, 2009
30-Bethany Riemer, Wauneta-Palisade, 2011
29-Meg Wilson, Litchfield, 1995
29-Christy Hardy, Stratton, 1981
28-Hattie Gartner, Chambers, 2000-01
28-Lindsey Briggs, Alliance, 2008
26-Heidi Hula, Sandhills, 1995
26-Brooke Schwartz, Gering, 1996
26-Mandy Bornemeier, Elmwood-Murdock, 1998
26-Gina Kotas, Milligan 2001
26-Dawn Klabenes, CWC, 2016
25-Jeanne Osmera, Bishop Neumann, 1984
25-Debra Johnson, Wheatland, 2005
25-Tenaya Howsden, Amherst, 2008

REBOUNDS, CAREER

1539-Kalynn Mayer, Superior, 2020
1349-Chatrice White, Shelby-Rising City, 2014
1342-Shuree Oldehoeft, Exeter, 1997
1337-Jordan Hooper, Alliance, 2010
1320-Heather Hinz, Newcastle, 2006
1280-Mandy Thomas, Newcastle, 1994
1243-Kianna Ibis, Omaha Benson, 2015
1175-Kris Smith, Pender, 1984
1157-Jordan Lempka, Sterling, 2014
1136-Tracie Borst, Randolph, 1981
1118-Erin Wobig, CodyKilgore, 1991
1116-Laure Smith, Chappell, 1990
1107-Hayley Thramer, Ewing, 2009
1098-Megan Stienike, Brady, 1998
1067-Bridget Bauer, Elkhorn Valley, 1983
1047-Emily Mathews, Bellevue East, 2003
1040-Jade Meads, Elm Creek, 2005
1036-Angie Miller, Wilber-Clatonia, 1983
1035-Katie Sokolowski, Kearney Catholic, 2010
1033-Christina Houghttelling, Cambridge, 2003
1031-Jessica Shepard, Lincoln Southeast & Fremont, 2015
1030-Kaylee Jensen, Lindsay Holy Family/Humphrey-LHF, 2014
1015-Nicole Lade, Tecumseh, 2004
1011-Janielle Bryan, Bellevue East, 2004
1008-Abbey Schueth, Ewing, 2009
1007-Melissa Allbery, Omaha Christian Academy & Gretna, 2003
1005-Claire Cornell, Elm Creek, 2018
1000-Taylor Peter, CWC, 2020
996-Alayna Daberkow, Madison, 2013
993-Mary Nibbe, Red Cloud, 2019
993-Alicia Ostrander, Gordon-Rushville, 2011
985-Sarah Huss, Fairbury, 2020
984-Abby Werkmeister, Maywood, 2015
981-Shannon Ourada, Elm Creek, 2004
980-Nikki Scott, Broken Bow, 2006
979-Sara Fagan, Hampton, 2001
979-Ashley Stevens, Bridgeport, 2012
978-Rochelle Wednland, Arapahoe, 2014

975-Lindsey Stineman, Southern Valley, 1998
973-Cindy Hays, Osceola, 1988
960-Sarah Hays, Waterloo, 1993
957-Kim Standerford, Humboldt, 1984
947-Rhonda Sander, Humphrey St. Francis, 1994
935-Samantha Brester, Howells-Dodge, 2017
931-Nikki Gargano, Omaha Roncalli Catholic, 1998
931-Lauren Lehmkuhl, Wakefield, 2014
931-Laura Box, Nebraska City Lourdes, 2017
930-Kelly Behrends, Lodgepole, 1999
929-Dariauna Lewis, Omaha North, 2018
924-Liz Rohrig, Friend, 2004
920-Jenny Findlay, Southeast Consolidated, 1997
918-Courtney Aitken, Centura, 2012
917-Alesha Schoof, Deshler, 1996
914-Anne Manning, North Platte SP, 2002
910-Chris Leigh, Platteville, 1979
907-Katie Erwin, Osmond, 2004
906-Megan Steinke, Brady 1997
904-Angel Steinblock, Humboldt, 1998
903-Karla Meyer, Orchard, 1993
903-Karen Hochstein, Hartington CC, 1999
902-McKenna Schuck, Harvard, 2016
900-Arianne Gesell, Omaha Concordia, 2012

REBOUNDS, SEASON

494-Kris Smith, Pender, 1984
441-Megan Stienike, Brady, 1997
439-Heather Hinz, Newcastle, 2006
426-Kianna Ibis, Omaha Benson, 2014
419-Kalynn Meyer, Superior, 2019
414-Megan Stienike, Brady, 1997
405-McKenna Schuck, Harvard, 2016
405-Kalynn Meyer, Superior, 2018
399-Dawn Klabenes, Chambers/Wheeler Central, 2016
388-Lori Buddecke, Kimball, 1988
385-Jessica Shepard, Fremont, 2014
384-Chatrice White, Shelby-Rising City, 2012
384-Becky Perry, Kimball, 1989
383-Sarah Muller, Scribner-Snyder, 1987
380-Jordan Hooper, Alliance, 2010
370-Mandi Thomas, Newcastle, 1994
366-Jordan Hooper, Alliance, 2009
364-Bridget Bauer, Elkhorn Valley, 1983
363-Mandi Thomas, Newcastle, 1993
359-Alicia Ostrander, Gordon-Rushville, 2011
356-Naomi Laune, Ashland-Greenwood, 2001
353-Rita Ransley, Omaha Bryan, 1980
352-Laurie Broders, Bloomfield, 1979
350-Fawn Taylor, Omaha Bryan, 1979
348-Christina Houghttelling, Cambridge, 2003
342-Jordan Hooper, Alliance, 2008
342-Mary Nibbe, Red Cloud, 2019
341-Chatrice White, Shelby-Rising City, 2013
340-Lauren Lehmkuhl, Wakefield, 2014
340-Teresa Dau, Yutan, 1986
339-Kathy Gottberg, Louisville, 1985
339-Logan Drupeppel, Schuyler, 2013
336-Debbie Stander, Ashland-Greenwood, 1996
336-Naomi Laune, Ashland-Greenwood, 2001
334-Kelly Behrends, Lodgepole, 1999
334-Marne Malnack, Omaha Northwest, 1977
333-Geena Piper, Norfolk Catholic, 2015
333-Vicky McIntyre, Omaha Marian, 2010
333-Chatrice White, Shelby-Rising City, 2014
330-Taylor Peter, CWC, 2019

NSAA Girls Basketball All-Time Records

329-Kelli Hermsmeyer, North Loup-Scotia, 2007
 329-Rochelle Wendland, Arapahoe, 2013
 329-Kianna Ibis, Omaha Benson, 2013
 328-Melissa Allbery, Omaha Christian, 2001
 325-Denise Holt, Weeping Water, 1979
 324-Alexis Markowski, Lincoln Pius X, 2021
 323-Addison Schneider, Humphrey/Lindsay Holy Family, 2021
 322-Abby Werkmeister, Maywood, 2015
 321-Alesha Schoof, Deshler, 1995
 320-Nicole McLeod, Thedford, 2002
 319-Alayna Daberkow, Madison, 2013
 319-Jordan Lempka, Sterling, 2014
 319-Heather Hinz, Newcastle, 2005
 318-Haylee Reichert, Elm Creek, 2000
 317-Monique McDuffie, Boys Town, 2008
 317-Shannon Ourada, Elm Creek, 2004
 315-Kaylee Jensen, Humphrey-Lindsay Holy Family, 2014
 315-Alexis Markowski, Lincoln Pius X, 2020
 315-Jasmine McGinnis-Taylor, Omaha Westside, 2020
 315-Lynsey Matulka, Omaha Gross Catholic, 2015
 315-Stacey Cudaback, Exeter, 1987
 315-Shaylin Daugherty, Logan View/Scribner-Snyder, 2019
 314-Logan Wemhoff, Humphrey St. Francis, 2017
 314-Shelby Saner, Sandhills/Thedford, 2012
 313-Angie Miller, Wilber-Clatonia, 1983
 312-Tracey Poppema, Lincoln Christian, 1987
 312-Acelyn Klein, Medicine Valley, 2020
 312-Tracy Poppema, Lincoln Christian, 1987
 311-Kim Obermier, Centennial, 1991
 311-Sara Landis, Falls City Sacred Heart, 2012
 310-Megan Wilson, Lincoln Christian, 2005
 310-Abby Werkmeister, Maywood, 2014
 310-Megan Wilson, Lincoln Christian, 2005
 309-Emily Lostroff, Malcolm, 2010
 309-Hayley Thrasher, Ewing, 2009
 308-Halle Plumbtree, Fullerton, 2017
 307-Heather Hinz, Newcastle, 2004
 306-Shuree Oldehoef, Exeter, 1996
 306-Rochelle Wendland, Arapahoe, 2014
 305-Chris Leigh, Plattview, 1978
 304-Jalynda Hodson, Adams Central, 2010
 304-Brittany Lawrence, North Platte St. Patrick's, 2014
 303-Rylie Pauli, Millard South, 2018
 303-Taylor Peter, CWC, 2020
 302-Teri Steer, Crete, 1992
 301-McKenna Schuck, Harvard, 2015
 301-Lisa Gertsch, Aurora, 1980
 301-Sarah Muller, Archbishop Bergan, 1988
 301-Tracy Manzer, Osmond, 2000
 301-Rachel Gerdes, Johnson-Brock, 2002
 300-Heather Thorson, Mead, 2008
 300-Stacey Cudaback, Exeter, 1988
 300-Claire Cornell, Elm Creek, 2017
 300-Jeannie Osmera, Bishop Neumann, 1984
 300-Claire Cornell, Elm Creek, 2017
 300-Haley Fleischman, Overton, 2020
 261-Katie Robinette, South Sioux City, 2001

REBOUNDS, GAME

38-Ann Rupp, Grand Island Central Catholic, 1977
 36-MariLyn DeVries, Cambridge, 1988
 34-Anita Bahe, Aurora, 1976

34-Eliza Rice, Omaha Brownell Talbot, 2019
 33-Kris Smith, Pender, 1984
 32-Erin Beethe, Tecumseh, 2006
 31-Nicole Lade, Tecumseh, 2002
 30-Maria Calkins, Elm Creek, 1979
 30-Shuree Oldehoef, Exeter, 1997
 30-Alicia Ostrander, Gordon-Rushville, 2009
 30-McKenna Schuck, Harvard, 2016
 30-Kori Kennedy, Arthur County, 1995
 30-Angela Schoenrock, Diller, 1978
 29-Melissa Allbery, Omaha Christian, 2001
 29-Deanna Herfel, Ponca, 1980
 29-Terry Cajka, Fremont Bergan, 1976
 29-Denise Holt, Weeping Water, 1979
 29-Linda Larson, South Sioux City, 1987
 29-Ashley Wells, Elba, 2002
 29-Kelsey McChane, Omaha Skutt Catholic, 2001
 28-Megan Stienike, Brady, 1997
 28-Vicky McIntyre, Omaha Marian, 2010
 28-Maddie Scow, Shelby, 2010
 28-Lauren Lehmkuhl, Wakefield, 2014
 28-Dawn Klabenes, CWC, 2016
 28-Teresa Dau, Yutan, 1985
 28-Monica Tiedje, Arapahoe, 1988
 28-Kriss Bartling, Deshler, 1976
 27-Jamie Straube, Johnson County, 2008
 27-Melissa Allbery, Omaha Christian, 2001
 27-Logan Drupeppel, Schuyler, 2013
 27-Kalynn Meyer, Superior, 2019
 27-Alexis Markowski, Lincoln Pius X, 2021
 27-Achol Agau, Omaha Gross, 2019
 26-Chatrice White, Shelby-Rising City, 2014
 26-Abby Werkmeister, Maywood, 2015
 26-McKenna Schuck, Harvard, 2016
 26-Corrie Schneider, Aurora, 2016
 26-Maycee Zimmerer, Creighton, 2021
 26-Kim Birkel, David City, 1992
 26-Hannah Daly, Sandhills/Thedford, 2010
 26-Lonnie Dahl, Elkhorn Valley, 1979
 26-Amy Speichinger, Wahoo, 1980
 25-Kim Hermes, Lincoln Pius X, 1975
 25-Gail Twiford, Laurel-Concord, 1987
 25-Laura Lans, Orleans, 1994
 25-Anne Manning, North Platte St. Patrick's, 2002
 25-Brittney Lynch, Elkhorn, 2008
 25-Tori Maaske, Loomis, 2011
 25-McKenna Schuck, Harvard, 2015
 25-MaKenna Dahlgren, Banner County, 2016
 25-Kalynn Meyer, Superior, 2016
 25-Cindy Wemhoff, Humphrey St. Francis, 1989
 25-Melanie Stauffer, HTRS, 2001
 25-Hanna Plumbtree, Fullerton, 2018
 25-Haylee Reichart, Elm Creek, 2000
 25-Gail Twiford, Laurel-Concord, 1987
 25-Janet Troester, Hampton, 1982
 25-Cindy Wemhoff, Humphrey SF, 1989
 25-Mary Fitzgerald, Fort Calhoun, 1982
 25-Anne Manning, North Platte SP, 2002
 25-Cindy Hays, Osceola, 1985
 25-Naomi Laune, Ashland-Greenwood, 2001

TEAM RECORDS

TEAM SCORING - POINTS IN ONE GAME

134-South Sioux City, 2000
 126-South Sioux City, 1996
 115-Loomis, 2001
 115-South Sioux City, 1995
 113-Wallace, 1993
 113-South Sioux City, 2001
 111-South Sioux City, 1998
 111-Bancroft-Rosalie, 1998
 111-Harrisburg, 1995
 110-Crofton, 1991

110-Elmwood-Murdock, 1998
 109-Arlington, 1995
 109-Morrill, 1995
 109-Winnebago, 1989
 109-Emerson-Hubbard, 1998
 109-Newcastle, 1998
 108-EmersonHubbard, 1996
 108-South Sioux City, 1999
 107-Humphrey St. Francis, 1994
 107-Millard South, 2021
 106-Snyder, 1981
 106-Wahoo Bishop Neumann, 1991
 106-Sandy Creek, 1993
 106-Cambridge, 1993
 106-Friend, 1999
 106-Kimball, 1999
 106-Sandy Creek, 1996
 105-Cambridge, 1994
 105-Centura, 1998
 105-Gordon, 2003
 104-Chambers, 1994
 104-Davenport, 1986
 104-Emerson-Hubbard, 1996
 104-South Sioux City, 1999
 103-Axtell, 1995
 103-Cambridge, 1994
 103-Homer, 1997
 103-Lodgepole, 1995
 103-Omaha Roncalli Catholic, 1995
 103-Bancroft-Rosalie, 1998
 102-Cambridge, 1994
 102-Genoa, 1990
 102-WisnerPilger, 1989
 102-Lincoln Christian, 1991
 102-Elm Creek, 2002
 101-Chambers, 1996
 101-Southeast Consolidated, 1990
 101-Omaha Marian, 1990
 101-BancroftRosalie, 1993
 101-Elmwood-Murdock, 1999
 101-Millard South, 2020

MOST POINTS ONE GAME TWO NEBRASKA TEAMS

189-Omaha Westside 98, Bellevue West 91 20T, 2008
 176-Laurel-Concord 89, Randolph 87 30T, 2003
 169-Winnebago 86, Walthill 83, 1990
 166-Elmwood-Murdock 84, Yutan 82, 1998
 165-Cambridge 95, WaunetaPalisade 70, 1994
 164-Doniphan 85, Silver Lake 79, 1996
 163-Orchard 82, Niobrara 81, 2000
 162-South Sioux City 98, Omaha Roncalli Catholic 64, 1996
 162-Hebron 82, Sutton 80 20T, 2000
 160-Wauneta-Palisade 87, Callaway 73, 1994
 160-Chambers 101, Orchard 59, 1996
 160-Papillion-La Vista 82, Omaha Marian 78, 2011
 159-Palmer 85, Hampton 74, 2011
 158-Elmwood-Murdock 84, Waterloo 74, 1997
 158-Wallace 93, WaunetaPalisade 65, 1995
 158-South Sioux City 95, Elkhorn 63, 1996
 158-Friend 106, Rising City 52, 1999
 158-Ponca 80, Homer 78 OT, 2014
 157-Stratton 80, Wauneta-Palisade 77, 1996
 157-South Sioux City 115, Omaha Gross Catholic 42, 1995
 157-WaunetaPalisade 87, Republican Valley 70, 1995
 156-Greeley 86, Wolbach 70, 1991
 156-Harvard 94, Friend 62, 1998
 156-Gordon-Rushville 87, Chadron 69, 2009
 155-Crofton 110, Plainview 45, 1991
 155-South Sioux City 87, Blair 68, 1996

155-Gordon-Rushville 85, Hemingford 70, 2016
 154-Wisner-Pilger 80, Ponca 74 OT, 2007
 154-Fremont Bergan 88, Scribner-Snyder 66, 1987
 154-Columbus 94, South Sioux City 60, 1990
 154-Fullerton 78, David City 76, 30T 1989
 154-Wisner-Pilger 80, Ponca 74, OT, 2007
 153-Elmwood-Murdock 86, Waterloo 68, 1998
 153-Chambers 85, Thedford 68, 1996
 153-Osmond 78, Hartington 75, 1994
 153-Friend 88, Fairmont 65, 1999
 153-Bennington 81, Norris 72, 2020
 152-Arlington 91, Wahoo 61, 1996
 152-Emerson-Hubbard 104, Winnebago 48, 1996
 152-Guardian Angels Central Catholic 85, Howells 67, 1996
 152-Lincoln Northeast 88, Omaha Northwest 64, 2010
 151-East Butler 97, Osceola 54, 1997
 151-Ravenna 78, Overton 73, 30T, 1996
 151-Friend 78, Bruning 73, OT, 1991
 151-Harrisburg 93, PotterDix 58, 1992
 150-Orchard 76, Newcastle 74, 1991
 150-Osceola 84, Benedict 66, 1987
 150-Cambridge 92, Pleasanton 58, 2003

MOST POINTS, ONE QUARTER

Points-School, Year
 48-Omaha Cathedral, 1976
 45-Crofton, 1991
 44-Omaha Central, 2021
 42-Wallace, 1993
 41-Silver Creek, 1990
 41-South Sioux City, 1998
 40-Arlington, 1996
 40-Cambridge, 1993
 40-Stanton, 1990
 39-Chappell, 1997
 39-Elmwood-Murdock, 1998
 38-Gibbon, 1988
 38-Loup City, 1987
 38-Sutton, 1990
 38-McCool Junction, 1988
 38-Waterloo, 1987
 37-Winnebago, 1989
 37-Elm Creek, 2001
 37-Wauneta-Palisade, 2005
 37-Dundy County Stratton, 2017
 36-Lynch, 1993
 36-Osceola, 1987
 36-Republican Valley, 1989
 36-WisnerPilger, 1989
 36-Benedict, 1990
 36-Gordon, 2004
 36-Kearney Catholic, 2013-14
 36-Crofton, 2013-2014 (twice)
 36-Lincoln Christian, 2016

TEAM SCORING-SEASON AVERAGE

93.6-South Sioux City, 1995-96
 81.12-Cambridge, 1993-94
 80.29-South Sioux City, 1994-95
 79.2-Chambers, 1995-96
 78.8-Chambers, 1994-95
 78.04-Ogallala, 1998-99
 77.59-Guardian Angels Central Catholic, 2002-03
 76.04-Cambridge, 1992-93
 75.71-South Sioux City, 2000-01
 73.9-Guardian Angels Central Catholic, 2000-01
 73.96-Axtell, 1994-95
 73.78-South Sioux City, 1998-99
 73.0-Wauneta-Palisade, 1994-95
 72.7-South Sioux City, 1993-94
 72.3-WaunetaPalisade, 1998-94
 72.16-Chambers, 1993-94
 72.0-Wauneta-Palisade, 1992-93
 71.67-Lodgepole, 1994-95

NSAA Girls Basketball All-Time Records

71.6-Bellevue East, 2004-05
71.4-Elmwood-Murdock, 1997-98
71.1-Minden, 2013-14
71.03-Sutton, 1989-90
71.0-St.Paul, 1992-93
71.0-Millard South, 2020-21
70.4-Crofton, 1990-91
70.1-Osceola, 1987-88
70.1-Fremont, 2020-21

THREEPOINT GOALS - SEASON BY TEAM

303-Lincoln Christian, 2016-17
252-Fremont, 2019-20
247-Fremont, 2020-21
246-Seward, 2012-13
236-Lincoln Christian, 2015-16
230-Minden, 2013-14
222-Minden, 2010-11
217-Seward, 2011-12
216-Lincoln Christian, 2014-15
215-Kearney Catholic, 2013-14
210-South Sioux City, 2018-19
202-Fremont, 2018-19
201-Millard West, 2012-13
200-Millard South, 2015-16
199-Papillion-La Vista, 2019-20
196-Kearney Catholic, 2014-15
196-Norris, 2020-21
193-Lincoln Southeast, 2008-09
193-Bishop Neumann, 2016-2017
191-South Sioux City, 2020-21
190-Millard South, 2016-17
188-Papillion-La Vista South, 2019-20
185-Ravenna, 2008-09
184-Lincoln Southeast, 2007-08
182-Crete, 2019-2020
179-South Sioux City, 2003
179-Lincoln East, 2019-20
179-Papillion-La Vista, 2018-19
179-Ravenna, 2018
177-Kearney Catholic, 2017
175-Bishop Neumann, 2015-16
174-Bellevue West, 2013-14
172-Millard North, 2018-19
171-Seward, 2010-11
171-Crofton, 2013-24
170-Bennington, 2014-15
170-Papillion-La Vista, 2020-21
169-Millard West, 2013-14
168-Elm Creek, 2016-17
168-Hastings St. Cecilia, 2017-18
167-Omaha Westside, 2019-20
166-Minden, 2011-12
166-Northwest, 2013-2014
165-York, 2013-14
165-Crofton, 2015-16
164-Beatrice, 2019-20
163-Northwest 2012-2013
162-Fillmore Central, 2018-19
162-Seward, 2009-2010
162-Lincoln Southwest, 2012-13
161-Northwest, 2019-20
161-Norris, 2019-20
158-Lincoln Southeast, 2003-04
157-Broken Bow, 2019-20
157-North Platte St. Patrick's, 2020-21
156-Kearney Catholic, 2012-13
156-Holdrege, 2013-14
156-West Point-Beemer, 2020-21
155-Ravenna, 2011-12
155-Millard West, 2018-19
155-Hastings St. Cecilia, 2018-19
154-West Point-Beemer, 2018-19
154-Omaha Westside, 2018-19
154-Elm Creek, 2019-20
153-Sterling, 2014-15
153-Crofton, 2014-15
153-Platteview, 2019-20
153-Papillion-La Vista South, 2020-21
152-Southern Valley, 2012-13
152-Norris, 2019-20
151-Columbus, 2017-18
151-West Point-Beemer, 2019-20

150-Bancroft-Rosalie, 2008-09
150-Millard South, 2013-14
150-Central City, 2020-21
150-Scottsbluff, 2020-21
130-Wahoo, 2019-20

ThreePoint Goals, One Game by Team

19-Seward, 2016
18-Seward, 2012
18-Seward, 2013
18-Bellevue West, 2016
18-Fremont, 2020
17-Lincoln Christian, 2016
17-Minden, 2016-17 (2x)
16-Lincoln Christian, 2015
16-Pender, 2022
16-Northwest, 2014
16-North Platte St. Patrick's, 2021
15-Lincoln Southeast, 1999
15-South Sioux City, 2003
15-Lincoln Southeast, 2008
15-Minden, 2011 (twice)
15-Minden, 2014
15-Seward, 2015
15-Falls City Sacred Heart, 2013
15-Bishop Neumann, 2017
15-Ravenna, 2018
15-Fremont, 2020
15-Fremont, 2021
14-Minden, 2012
14-Millard West, 2013
14-Holdrege, 2014
14-Homer, 2014
14-Lincoln Christian, 2016
14-Lincoln Christian, 2017 (twice)
14-Fillmore Central, 2017
14-Conestoga, 2018
14-Columbus Scotus, 2019
14-Fremont, 2019-20
14-Norris, 2020-21
14-Papillion-La Vista, 2020-21

THREE-POINT GOALS, ONE GAME, BOTH TEAMS

27-Papillion-LaVista 14, Fremont 13
26-Fremont 15, Papillion-LaVista 11,
2020-21
23-Bellevue West 18, Omaha Burke 5,
2016
23-Hershey 11, Kimball 12, 2020
22-Lincoln Northeast 12, Lincoln
Southeast 10, 2011
22-Fairbury 12, Platteview 10, 2013
21-Columbus 11, Northwest 10, 2015
21-Bellevue West 11, Millard West 10, 2014
21-Columbus 11, Northwest 10, 2016
21-Guardian Angels Central Catholic 11,
Howells-Dodge 10, 2016
21-Lincoln Christian 14, Bishop Neumann
7, 2017
21-Bishop Neumann 15, Lincoln Lutheran
6, 2017
21-Norris 14, South Sioux City, 7, 2021
21-Pender 16, Madison 5, 2022
20-Holdrege 13, Southern Valley 7, 2013
20-Lincoln Christian 12, Fairbury 8, 2014
20-Homer 13, BRLD 7, 2016
20-Stanton 10, BRLD 10, 2017
20-Columbus 11, Bennington 9, 2017
19-Creighton 11, Hartington 8, 2003
19-Randolph 12, Laurel-Concord 7, 2003
19-Minden 10, Boone Central 9, 2011
19-Kearney Catholic 13, Platteview 6,
2013
19-Dundy Country-Stratton 12, Arapahoe
7, 2013
19-Lincoln Christian 16, Malcolm 3, 2015
19-Lincoln Christian 17, Grand Island
Central Catholic 2, 2016
19-BRLD 12, Logan View 7, 2017
19-Conestoga 14, Elmwood Murdock 5,
2018
19-Columbus Scotus 14, Twin River 5,
2019

19-Centennial 10, Milford 9, 2020
19-Malcolm 11, David City 8, 2021
19-Valentine 10, Ainsworth 9, 2021
19-Norris 10, Blair 9, 2021
19-Norris 12, Omaha Skutt Catholic 7,
2021
18-Raymond Central 11, Conestoga 7,
2003
18-Minden 15, Wood River 3, 2011
18-Millard West 14, Omaha Central 4,
2013
18-Millard West 13, Millard South 5, 2013-
14
18-Lincoln Christian 13, Aquinas Catholic
5, 2016
18-Bishop Neumann 12, Omaha Gross 6,
2016
18-Bishop Neumann 12, Lincoln Christian
6, 2017
18-Elm Creek 11, Overton 7, 2017
18-Gering 11, Alliance 7, 2018
18-Beatrice 12, Omaha Skutt Catholic 6,
2019
18-Bishop Neumann 12, Omaha Gross
Catholic 6, 2019
17-Laurel-Concord 9, Neligh-Oakdale 8,
2003
17-Wilber-Clatonia 10, Auburn 7, 2005
17-Minden 15, Northwest 2, 2011
17-Northwest 16, Aurora 1, 2014
17-Minden 15, Lincoln Lutheran 2, 2014
17-Homer 14, Pender 3, 2014
17-BRLD 11, Omaha Nation 6, 2016
17-Amherst 9, Elm Creek 8, 2018
17-Columbus 9, Norris 8, 2019
17-Norris 12, Bishop Neumann 5, 2019
17-South Sioux City 9, Norris 8, 2019
17-Beatrice 9, Norris 8, 2020
17-BRLD 12, Twin River 5, 2020
17-Ainsworth 11, Minden 6, 2021
17-Norris 13, Elkhorn 4, 2021
16-EPPJ 11, Humphrey-LHF 5, 2020
16-Cross County 10, Friend 6, 2006
16-Minden 14, Aurora 2, 2010
16-Minden 12, Bennington 4, 2010
16-Holdrege 13, Aurora 2, 2012
16-Boyd County 9, Elgin Public/Pope John
7, 2012
16-Minden 13, Southern Valley 3, 2013-14
16-Minden 12, Adams Central 4, 2013-14
16-Minden 12, Platteview 4, 2013-14
16-Bishop Neumann 12, Aquinas 4, 2016
16-Elm Creek 12, Overton 4, 2017
16-Columbus 8, Norris 8, 2018
16-Columbus 9, Platteview 7, 2018
16-Omaha Concordia 9, Bishop Neumann
7, 2018
16-Seward 9, Norris 7, 2019
16-Bishop Neumann 10, Aquinas Catholic
6, 2019
16-Norris 9, Omaha Skutt Catholic 7, 2019
16-Beatrice 9, Omaha Gross Catholic 7,
2020
16-Seward 9, Bishop Neumann 7, 2020
16-Broken Bow 10, Ainsworth 6, 2021
16-Norris 12, Bennington 4, 2021
16-Pender 9, Homer 7, 2022

CONSECUTIVE WINS

111-Guardian Angels Central Catholic,
2001-06
104-Seward, 2008-12
95-Sandy Creek, 1997-2000
87-Chambers, 1993-97
81-Cambridge, 199296
66-Hastings St. Cecilia, 197779
61-Gibbon, 198790
58-Omaha Central, 198184
57-Exeter-Milligan, 2004-05
57-Crofton, 2013-16
55-Kearney Catholic, 198486
51-South Sioux City, 1994-97
51-Humphrey St. Francis, 2005-07
49-Adams, 198486

48-Lincoln East, 197477
48-Lincoln Northeast 2004-06
47-AshlandGreenwood, 198284
47-Alliance, 2006-08
46-Shickley, 198083
45-Omaha Benson, 2014-15
44-Battle Creek, 198587
44-PotterDix, 198890
44-Kearney Catholic, 2016-17
43-Gretna, 2005-07
42-South Sioux City, 2002-2004
41-Greeley, 198991
40-SummerEddyvilleMiller, 197981
38-Lincoln Southeast, 199294
37-Sutton, 199092
37-Crofton, 2005-2006
37-Crofton, 2012-2013

LONGEST LOSING STREAKS

91-Omaha Bryan (Jan. 2013 – Jan. 2017)
89-Keya Paha (Dec. 2000 - Jan. 2006)
74-Minature (Dec. 2012 – Jan. 2017)
64-St. Paul, 1988
62-Coleridge, 1987
56-Ewing (Feb. 1997 – Feb. 2000)
56-Shelton (Feb. 2014 - Jan. 2017)
54-Amherst 198590

MOST OVERTIME PERIODS, ONE GAME

5-Nemaha Valley vs. Pawnee City, 1980
5-Sutton vs. Hebron, 1986
5-Ralston vs. Council Bluffs Abraham
Lincoln, IA, 2004
5-Columbus Scotus vs. Madison, 2004
4-Butte vs. Keya Paha, 1993
4-Lewiston vs. Adams, 1984
4-Scottsbluff vs. North Platte, 1984
4-Omaha Roncalli vs. Omaha Marian, 1980
4-Bridgeport vs. Bayard, 1990
4-Oxford vs. Republican Valley, 1992
4-Newman Grove vs. Elgin, 1992
4-Chadron vs. Gering, 2001
4-Verdigre vs. Wynot, 2002
4-Millard West vs. Papillion-La Vista, 2004
4-Lincoln Christian vs. Sandy Creek, 2012
4-Pleasanton vs. South Loup, 2017

CONSECUTIVE GAMES IN OVERTIME, TEAM

3-Winside, 199394
3-Hayes Center, 2000-01
3-Boone Central, 2003-04
3-Giltner, 2009-2010
3-Kenesaw, 2009-2010

MOST OVERTIME GAMES BY TEAM, SEASON

6-Leigh, 1994-95
5-Cozad, 2002-03
5-Maywood, 2009-10
4-Winside, 1993-94
4-Lincoln Pius X, 1996-97
4-Omaha Marian, 1997-98
4-Columbus Scotus, 1999-2000
4-Arapahoe, 2007-08
4-Holdrege, 2002-03
4-Adams Central, 2009-10
4-Giltner, 2009-10
4-Kenesaw, 2009-10
4-Pleasanton, 2017-18

NSAA Girls Basketball Tournament Records

TEAM RECORDS

MOST POINTS SCORED, ONE GAME

State Record-94, Guardian Angels Central Catholic, 2003
Class A-89, Omaha Marian, 1997
Class B-91, South Sioux City, 1996
Class C1-88, North Bend Central, 1999
Class C2-94, Guardian Angels Central Catholic, 2003
Class D1-88, Humphrey St. Francis, 2005 & 2007
Class D2-80, Wynot, 2013

MOST POINTS SCORED, BOTH TEAMS

State Record-160, Wauneta-Palisade 87, Callaway 73, 1994
Class A-140, Omaha Westside 74, Lincoln East 66, 2007
Class B-139, South Sioux City 88, Gering 51, 1995
Class C1-146, Kearney Catholic 77, Platteview 69, 2014
Class C2-160, Wauneta-Palisade 87, Callaway 73, 1994
Class D1-148, St. Mary's 75, Friend 73, 2015
Class D2-140, Chambers 78, Falls City Sacred Heart 62, 1996

MOST POINTS SCORED, LOSING TEAM

State Record-73, Callaway, 1994; Friend, 2015
Class A-66, Lincoln East, 2007
Class B-67, Ord, 1987
Class C1-67, Wisner-Pilger, 1992
Class C2-73, Callaway, 1994
Class D1-73, Friend, 2015
Class D2-68, Falls City Sacred Heart, 1997

MOST POINTS SCORED, TOURNAMENT

State Record-235, South Sioux City, 2000
Class A-205, Omaha Marian, 2001
Class B-235, South Sioux City, 2000
Class C1-211, Minden, 2014
Class C2-221, Cambridge, 1993
Class D1-230, Humphrey St. Francis, 2007
Class D2-220, Chambers, 1996

INDIVIDUAL RECORDS

MOST POINTS SCORED, ONE GAME

State Record-52, Darcy Stracke, Chambers, 1996
Class A-34, Donna Curry, Omaha Benson, 1988; Jaycee Bradley, Norfolk, 2015
Class B-47, Jordan Hooper, Alliance, 2010
Class C1-40, Kenzie Kulm, Platteview, 2014
Class C2-45, Cindy Hays, Osceola, 1987
Class D1-40, Trudi Veerhusen, Adams, 1987
Class D2-52, Darcy Stracke, Chambers, 1996

MOST FIELD GOALS, ONE GAME

State Record-21, Darcy Stracke, Chambers, 1996
Class A-14, Maurtice Ivy, Omaha Central, 1983 & 1984;
Laura Chapman, Omaha Marian, 1987;
KK Houser, Lincoln Southeast, 2009;
Alexis Markowski, Lincoln Pius X, 2020
Class B-15, Shelly Block, Gothenburg, 1983; Laura Anderson, Raymond Central, 1984
Class C1-14, Micki Andrew, Pierce, 1986; Jamie Kubik, Cambridge, 1994;
Josi Gronemeyer, Tri County, 2001
Class C2-19, Cindy Hays, Osceola, 1987
Class D1-17, Marla Struempler, Callaway, 1993
Class D2-21, Darcy Stracke, Chambers, 1996

MOST FREE THROWS, ONE GAME

State Record-20, Jaycee Bradley, Norfolk, 2015
Class A-20, Jaycee Bradley, Norfolk, 2015
Class B-15, Laura Anderson, Raymond Central, 1984;
McKenzie Brown, Northwest, 2014;
Class C1-14, Jeanne Osmera, Bishop Neumann, 1984;
KC Cowgill, Grand Island Central Catholic, 2000
Class C2-16, Sarah Muller, Scribner, 1987
Class D1-15, Trudi Veerhusen, Adams, 1985
Class D2-15, Tanya Dugan, Elba, 1996

MOST POINTS SCORED, TOURNAMENT

State Record-125, Darcy Stracke, Chambers, 1996
Class A-80, Maurtice Ivy, Omaha Central, 1984;
Alexis Markowski, Lincoln Pius X, 2020
Class B-100, Jordan Hooper, Alliance, 2010
Class C1-82, Jami Kubik, Cambridge, 1994
Class C2-96, Taryn Ninemire, Sandy Creek, 2001
Class D1-94, Trudi Veerhusen, Adams, 1987
Class D2-125, Darcy Stracke, Chambers, 1996

MOST THREE-POINT GOALS, TOURNAMENT

State Record-17, Kameron Kissinger, Hastings St. Cecilia, 2018
Class A-15, Pieper Conard, Lincoln Southeast, 1998
Class B-12, Teri Johnson, Lincoln Pius X, 1988
Class C1-15, Brooke Kissinger, Minden, 2014
Class C2-17, Kameron Kissinger, Hastings St. Cecilia, 2018
Class D1-12, Megan Stansberry, Bancroft-Rosalie, 2008
Class D2-11, Rebecca Higgins, Sandhills/Theford, 2016
Kate Jansky, Exeter-Milligan, 2018

NSAA Girls Basketball Tournament Records

MOST THREE-POINT GOALS, ONE GAME

State Record-7, Monica Osborn, Axtell, 1994;
Pieper Conard, Lincoln Southeast, 1998;
Susan Pritchard, Laurel-Concord, 2003;
Brooke Kissinger, Minden, 2012 & 2014
Taylor Kissinger, Minden, 2014;
Rebecca Higgins, Sandhills/Thedford, 2016
Class A-7, Pieper Conard, Lincoln Southeast, 1998
Class B-6, Teri Johnson, Lincoln Pius X, 1988;
April Sailors, South Sioux City, 1995;
Jessie Runty, Elkhorn, 2000;
Erika Stolz, Holdrege, 2012;
Hannah Barnard, Beatrice, 2013
Class C1-7, Brooke Kissinger, Minden, 2012 & 2014;
Taylor Kissinger, Minden, 2014
Class C2-7, Susan Pritchard, Laurel-Concord, 2003
Class D1-7, Monica Osborn, Axtell, 1994
Class D2-7, Rebecca Higgins, Sandhills/Thedford, 2016

STATE TOURNAMENT CAREER

SCORING LEADERS - INDIVIDUALS

Points-Player, School, Years

366-Darcy Stracke, Stuart & Chambers, 1993-96
271-Jordan Hooper, Alliance, 2007-10
261-Trudi Veerhusen, Adams, 1984-87
236-Megan Neuvirth, Guardian Angels Central Catholic, 2002-05
217-Sara Wilson, Perkins County, 2006-09
214-Taryn Ninemire, Sandy Creek, 1998-2001
211-Kaylee Jensen, Lindsay Holy Family &
Humphrey/Lindsay Holy Family, 2011-14
208-Monica Osborn, Axtell, 1993-95
206-Nicole Kubik, Cambridge, 1993-96
204-Jami Kubik, Cambridge, 1991-94
202-Alexis Akin-Otiko, Bellevue West, 2009-11
201-Katie Robinette, South Sioux City, 1998-2001
201-Samantha Brester, Howells-Dodge, 2014-2017
186-Chloe Dworak, Lincoln Christian, 2015-18
183-Alexis Markowski, Lincoln Pius X, 2019-21
179-Tonya Porter, Emerson-Hubbard, 1994-96
177-Jenni Flynn, South Sioux City, 2000-03
175-Maurtice Ivy, Omaha Central, 1982-84
169-Abby Schueth, Ewing, 2006-09
167-Jade Meads, Elm Creek, 2002-05
166-Maggie Schulte, Wynot, 2011-14
164-Elizabeth Herbek, Sandy Creek, 1995-98
163-Marissa Kastanek, Crete & Lincoln Southeast, 2006-09

163-Abby Ortmeier, Guardian Angels Central Catholic, 2010-13
163-Brooke Kissinger, Minden, 2011-14
161-Tara Streit, Cambridge, 1993-95
161-Shelby Beaudette, Bancroft-Rosalie, 2006-09
160-McKenzie Brown, Northwest 2012-14
160-Rachelle Tucker, Pierce, 2012-15
159-Suzanne Brungardt, Battle Creek, 1984-87
157-Nicole Brungardt, Norfolk Catholic, 2005-08
156-KK Houser, Lincoln Southeast, 2006-09
154-Maggie Goltz, Falls City Sacred Heart, 2013-16
153-Kendra Bender, Humphrey St. Francis, 2004-07
151-Jaden Ferguson, Lincoln Southwest, 2017-19
149-Allison Arens, Crofton, 2012-15
148-Mikaela Shaw, Sandy Creek, 2010-13
146-Jina Johansen, Centura, 1999-2001
146-Heather Hinz, Newcastle, 2003-06
146-Amber Hegge, Crofton, 2005-07
144-Jennifer Warner, Greeley/St. Paul, 1990-93
143-Chris Leigh, Platteview, 1978-79
140-Christy Neneman, Omaha North, 1998-2000
140-Laura Spanheimer, Omaha Marian, 1998-2001
138-Aspen Jansa, Bishop Neumann, 2015-18
136-Laurel Stoehr, Sutton, 1989-91
136-Nicole Oliver, South Sioux City, 1997-2000
135-Paige Ballinger, Pender, 2011-2014
134-Jessica Shepard, Lincoln Southeast & Fremont, 2012-2015
134-Clare Hamburger, Hastings St. Cecilia, 2012-15
134-Olivia Hollenbeck, Lincoln Christian, 2017-20
133-Trish Martin, South Sioux City, 1995-96
133-Hannah Tvrdy, Seward, 2010-13
132-Kelli Benson, Grand Island, 1978-80
132-Olivia Hollenbeck, Lincoln Christian, 2017-2020
132-Dominique Kelley, Lincoln Northeast, 2005-07
131-Cindy Hays, Osceola, 1985-87
131-Meg Wilson, Litchfield, 1994-97
131-Dani Busboom, Freeman, 2000-03
131-Kourteney Zadina, Seward, 2010-13
130-Marney Monson, Wallace, 1990-93
130-Jackie Knievel, Guardian Angels Central Catholic, 2002-05
130-Hayley Thrumer, Ewing, 2007-09
128-Sarah Muller, Scribner & Archbishop Bergan, 1986-88
128-Marla Struempfer, Callaway, 1991-94
127-Kaitlin Petri, Kearney Catholic, 2005-07
127-Sylvia Smith-Gatson, Omaha Central, 2011-13
126-Shellie Riedmiller, Elgin, 1986-88
126-Paige Frauendorfer, Humphrey, 2008-09
125-Teresa Noffke, Ewing, 1983-85
125-Ashlee Harms, Sandy Creek, 2010-12

NSAA Girls Basketball Past Champions

CLASS A

2021-Lincoln Pius X (25-0) 56, Fremont (23-4) 52
2020-Lincoln Pius X (26-1) 45, Lincoln East (24-4) 37
2019-Millard North (23-4) 62, Lincoln Southwest (22-5) 52
2018-Omaha Westside (25-2) 55, Millard South (25-3) 44
2017-Lincoln Southwest (23-5) 56, Millard South (26-4) 51
2016-Lincoln East (23-5) 48, Millard West (23-6) 46
2015-Omaha Westside (24-4) 53, Norfolk (15-13) 40
2014-Omaha Benson (26-2) 47, Bellevue West (26-3) 43
2013-Lincoln Southeast (24-3) 65, Bellevue West (27-2) 57
2012-Omaha Central (29-1) 36, Lincoln Southeast (25-2) 35
2011-Bellevue East (28-1) 52, Bellevue West (25-3) 49
2010-Bellevue West (24-4) 51, Millard West (24-2) 38
2009-Bellevue West (23-2) 71, Lincoln Southeast (26-1) 60
2008-Lincoln Southeast (26-1) 60, Millard West (24-2) 44
2007-Bellevue West (26-3) 54, Omaha Westside (25-4) 51
2006-Bellevue East (28-2) 55, Lincoln Northeast (24-1) 45
2005-Lincoln Northeast (24-0) 52, Bellevue East (22-3) 45
2004-Lincoln East (24-1) 64, Bellevue East (23-3) 50
2003-Lincoln Southeast (21-4) 50, Lincoln East (18-5) 45
2002-Bellevue East (24-4) 43, Lincoln Southeast (22-3) 42
2001-Omaha Marian (20-5) 60, Lincoln Southeast (21-4) 49 (OT)
2000-Omaha Marian (25-1) 55, Omaha North (19-4) 52
1999-Omaha Westside (23-2) 57, Omaha North (21-3) 45
1998-Omaha North (21-2) 57, Lincoln Southeast (19-4) 48
1997-Lincoln Southeast (23-2) 51, Omaha Marian (22-2) 38
1996-Millard South (22-3) 44, Omaha Marian (22-2) 34
1995-Lincoln Southeast (25-0) 63, Omaha Bryan (20-5) 44
1994-Lincoln Southeast (22-2) 46, Omaha Marian (21-5) 32
1993-Lincoln Southeast (24-0) 34, Millard South (19-4) 22
1992-Millard South (20-5) 55, Lincoln High (19-5) 41
1991-Omaha Gross Catholic (23-2) 36, Omaha Marian (19-5) 34
1990-Lincoln Southeast (21-2) 66, Omaha Marian (20-5) 44
1989-Millard South (24-1) 57, Kearney (21-2) 29
1988-Lincoln Southeast (19-3) 52, Millard South (21-4) 39
1987-Lincoln East (23-0) 56, Omaha Marian (21-4) 47
1986-Lincoln Southeast (21-2) 55, Omaha Marian (24-1) 47
1985-Omaha Marian (24-1) 49, Lincoln High (20-3) 27
1984-Omaha Central (25-0) 58, Omaha Marian (22-3) 57
1983-Omaha Central (25-0) 39, Lincoln Southeast (15-5) 38
1982-Kearney (21-0) 43, Lincoln Northeast (18-2) 42
1981-Omaha Bryan (26-0) 57, Lincoln High (18-2) 44
1980-Lincoln High (20-3) 50, Grand Island (16-5) 46
1979-Grand Island (21-0) 54, Bellevue East (18-6) 49
1978-Omaha Burke (20-6) 45, Grand Island (19-2) 34
1977-Lincoln East (20-0) 51, Omaha Burke (20-3) 47

CLASS B

2021-Elkhorn North (21-2) 46, Norris (22-3) 33
2020-Crete (27-1) 53, Beatrice (22-4) 26
2019-Northwest (21-5) 49, Crete (21-6) 43
2020-Crete (27-1) 53, Beatrice (22-4) 26
2018-Elkhorn (26-3) 67, South Sioux City (23-5) 60
2017-South Sioux City (26-2) 48, Norris (19-7) 44
2016-Elkhorn South (23-5) 43, Waverly (18-7) 33
2015-Lincoln Pius X (22-2) 41, Norris (18-7) 33
2014-Northwest (25-2) 66, Lincoln Pius X (21-2) 58
2013-Northwest (25-3) 62, Norris (19-7) 51 (2OT)
2012-Seward (26-0) 46, Beatrice (18-5) 35
2011-Seward (25-0) 70, Elkhorn (22-2) 54
2010-Seward (25-0) 68, Gretna (22-4) 45
2009-Seward (25-0) 39, Lincoln Pius X (20-3) 35
2008-South Sioux City (24-1) 53, Alliance (25-1) 48
2007-Alliance (23-1) 55, Crete (25-1) 40
2006-Gretna (23-2) 52, Beatrice (17-7) 46
2005-South Sioux City (22-5) 57, Beatrice (16-7) 45
2004-South Sioux City (25-5) 42, Omaha Skutt Catholic (18-5) 37
2003-South Sioux City (27-0) 52, Gering (25-1) 45
2002-South Sioux City (24-3) 63, Lincoln Pius X (21-2) 48
2001-South Sioux City (27-1) 87, Waverly (22-3) 50

2000-South Sioux City (26-1) 65, Alliance (23-2) 36
1999-Ogallala (23-0) 69, South Sioux City (25-3) 58
1998-South Sioux City (24-0) 70, Ogallala (19-4) 56
1997-South Sioux City (24-1) 61, Seward (20-5) 51
1996-South Sioux City (23-0) 67, Lincoln Pius X (14-8) 66
1995-South Sioux City (23-2) 65,
Omaha Roncalli Catholic (22-3) 62
1994-Schuyler (25-1) 42, Omaha Roncalli Catholic (25-3) 35
1993-St. Paul (26-0) 39, Schuyler (24-1) 32
1992-Lincoln Pius X (25-0) 63, St. Paul (24-2) 42
1991-Lincoln Pius X (23-1) 46, Lexington (20-4) 36
1990-Blair (20-4) 58, Lincoln Pius X (23-1) 49
1989-Blair (24-1) 44, Lincoln Pius X (22-2) 39
1988-Ord (23-2) 58, Lincoln Pius X (22-3) 48
1987-Lexington (21-1) 39, Hartington Cedar Catholic (23-3) 38
1986-Hartington Cedar Catholic (23-0) 45, Wood River (22-1) 38
1985-Elkhorn (24-0) 58, Gothenburg (17-4) 53
1984-Raymond Central (23-3) 49, Sidney (21-1) 42
1983-Ashland-Greenwood (25-0) 59, Gothenburg (17-2) 49
1982-Northwest (22-4) 32, Sidney (19-2) 31
1981-Crete (23-3) 53, Omaha Mercy (23-2) 36
1980-Ashland (26-0) 56, Kimball (17-2) 52
1979-York (22-1) 61, Platteview (23-1) 55
1978-Lexington (22-1) 57, Platteview (22-1) 42
1977-York (20-2) 39, Lexington (19-1) 38

CLASS C1

2021-North Bend Central (24-3) 51, Hastings St. Cecilia (24-3) 49
2020-North Bend Central (27-2) 48, Lincoln Christian (23-4) 32
2019-Bishop Neumann (23-3) 45, Lincoln Christian (19-9) 29
2018-Columbus Scotus (22-5) 40, Bishop Neumann (21-5) 37 (OT)
2017-Lincoln Christian (28-2) 45, Kearney Catholic (29-1) 41
2016-Kearney Catholic (28-1) 39, Lincoln Christian (25-2) 37
2015-Pierce (22-6) 38, Kearney Catholic (26-3) 35
2014-Pierce (23-4) 69, Minden (27-1) 60
2013-Pierce (23-4) 51, Kearney Catholic (26-3) 34
2012-Sandy Creek (22-3) 51, Minden (22-3) 45
2011-Hastings St. Cecilia (22-4) 65, Wahoo (27-2) 61
2010-Bishop Neumann (23-2) 58, Wahoo (21-5) 55 (OT)
2009-Bishop Neumann (25-1) 49, Bennington (20-4) 38
2008-Norfolk Catholic (24-1) 52, Bishop Neumann (22-3) 50
2007-Crofton (25-3) 47, Norfolk Catholic (24-2) 46
2006-Crofton (24-0) 48, Ashland-Greenwood (24-2) 39
2005-Crofton (21-3) 54, Fort Calhoun (23-2) 42
2004-Columbus Scotus (25-0) 40, Norfolk Catholic (18-8) 34
2003-Broken Bow (20-5) 39, Norfolk Catholic (16-9) 36
2002-Lincoln Christian (19-5) 35, Columbus Scotus (21-5) 34
2001-North Bend Central (23-2) 55, Centura (24-2) 45
2000-Arlington (23-3) 36, Chadron (19-5) 34
1999-North Bend Central (25-0) 57, Kimball (24-1) 32
1998-Columbus Scotus (25-1) 46, North Bend Central (25-1) 29
1997-Columbus Scotus (22-4) 38, Gothenburg (23-1) 30
1996-Columbus Scotus (25-0) 44, Battle Creek (25-1) 33
1995-Adams Central (21-3) 36, Columbus Scotus (19-6) 30
1994-Cambridge (24-0) 64, Crofton (24-1) 60 (OT)
1993-Wisner-Pilger (22-2) 51, Sandy Creek (23-3) 49
1992-Sandy Creek (22-4) 58, Battle Creek (23-1) 45
1991-Sutton (26-0) 40, Crofton (21-2) 38
1990-Battle Creek (24-0) 53, Sutton (24-2) 50
1989-Gibbon (24-0) 52, Stanton (17-5) 49
1988-Gibbon (25-0) 47, Archbishop Bergan (25-1) 46
1987-Battle Creek (24-0) 60, Hebron (19-3) 46
1986-Battle Creek (23-1) 50, Sutton (23-3) 41
1985-Battle Creek (23-1) 47, Bishop Neumann (24-1) 44
1984-Battle Creek (24-0) 50, Bishop Neumann (18-6) 35

CLASS C2

2021-Crofton (26-3) 46, Ponca (21-5) 42
2020-Hastings St. Cecilia (26-3) 41, Ponca (23-5) 37
2019-Hastings St. Cecilia (26-1) 63, Crofton (23-4) 45

NSAA Girls Basketball Past Champions

2018-Superior (28-1) 42, Ravenna (22-6) 39
2017-Howells-Dodge (25-3) 39, Diller-Odell (22-5) 30
2016-Crofton (25-3) 46, Guardian Angels Central Catholic (27-2) 43
2015-Crofton (29-0) 48, Hastings St. Cecilia (22-4) 39
2014-Crofton (27-1) 62, Hastings St. Cecilia (23-3) 40
2013-Crofton (27-0) 43, Hastings St. Cecilia (23-5) 31
2012-Crofton (23-4) 41, Lutheran High Northeast (27-2) 28
2011-Homer (26-2) 49, Crofton (25-2) 45
2010-Sandy Creek (23-3) 49, Hartington Cedar Catholic (21-5) 44
2009-Ravenna (27-0) 45, Aquinas Catholic (22-3) 40
2008-Perkins County (24-0) 62, Sutton (23-2) 49
2007-Kearney Catholic (26-0) 60, Perkins County (22-1) 56 (OT)
2006-Ravenna (26-2) 55, Guardian Angels Central Catholic (24-3) 44
2005-Guardian Angels Central Catholic (25-0) 72, Exeter-Milligan (29-1) 44
2004-Guardian Angels Central Catholic (25-0) 79, Ravenna (23-2) 58
2003-Guardian Angels Central Catholic (26-0) 62, Sutton (23-2) 43
2002-Guardian Angels Central Catholic (26-0) 53, Kearney Catholic (19-7) 27
2001-Sandy Creek (24-2) 55, Hartington Cedar Catholic (21-4) 49
2000-Sandy Creek (27-0) 50, Centura (25-1) 38
1999-Sandy Creek (27-0) 69, Palmyra (26-2) 56
1998-Sandy Creek (27-0) 49, Sutherland (24-1) 38
1997-Sandy Creek (21-3) 59, Randolph (18-7) 41
1996-Sandy Creek (24-0) 56, Emerson-Hubbard (25-1) 51
1995-Cambridge (25-0) 64, Sandy Creek (24-2) 57
1994-Deshler (23-0) 54, Johnson-Brock (23-1) 47
1993-Cambridge (24-0) 65, Ponca (19-6) 51
1992-Genoa (21-3) 46, Pleasanton (23-2) 36
1991-Sandy Creek (23-2) 56, Overton (20-2) 44
1990-Oxford (20-1) 57, Chappell (20-3) 47
1989-Emerson-Hubbard (24-0) 47, Lincoln Christian (18-6) 38
1988-Oxford (22-0) 53, East Butler (24-1) 45
1987-Osceola (20-1) 44, Scribner (22-3) 40
1986-Johnson-Brock (25-1) 34, Wausa (23-3) 27
1985-Kearney Catholic (22-0) 47, Grant (21-1) 43
1984-Kearney Catholic (22-0) 58, Scribner (17-6) 55

CLASS D1

2021-Weeping Water (24-5) 40, Pleasanton (27-2) 39
2020-Pleasanton (28-0) 47, Archbishop Bergan (16-10) 38
2019-Archbishop Bergan (19-8) 36, Dundy County-Stratton (24-3) 27
2018-North Central (25-3) 54, Bruning-Davenport-Shickley (26-3) 35
2017-Guardian Angels Central Catholic (24-2) 53,
Dundy County-Stratton (27-1) 50
2016-Emerson-Hubbard (28-1) 41, Howells-Dodge (21-7) 38
2015-St. Mary's (25-2) 52, Dundy County-Stratton (28-1) 33
2014-Friend (28-1) 44, Humphrey St. Francis (25-3) 43
2013-Pender (25-3) 42, St. Mary's (24-3) 36
2012-Guardian Angels Central Catholic (21-7) 49, Humphrey (23-5) 43
2011-Howells (22-4) 46, Pender (21-7) 36
2010-Elkhorn Valley (18-7) 57, East Butler (22-4) 52
2009-Bancroft-Rosalie (27-1) 56, Silver Lake (22-4) 43
2008-Bancroft-Rosalie (27-0) 68, Pope John (25-3) 35
2007-Humphrey St. Francis (26-0) 77, Freeman (25-3) 27
2006-Humphrey St. Francis (25-1) 56, Cross County (23-2) 50
2005-Humphrey St. Francis (23-2) 62, Freeman (19-8) 48
2004-Exeter-Milligan (28-0) 57, Elm Creek (24-2) 46
2003-Freeman (28-0) 51, Falls City Sacred Heart (22-4) 40
2002-Freeman (25-2) 40, Falls City Sacred Heart (25-2) 35
2001-Bancroft-Rosalie (26-1) 43, Humphrey St. Francis (23-2) 30 (OT)
2000-Falls City Sacred Heart (26-2) 42, Red Cloud (20-5) 38
1999-Falls City Sacred Heart (24-3) 66, Harvard (22-3) 61 (OT)
1998-Falls City Sacred Heart (24-0) 58, Callaway (24-1) 47
1997-Wauneta-Palisade (24-1) 68, Lindsay Holy Family (20-6) 37
1996-Leigh (20-5) 58, Litchfield (21-1) 43
1995-Axtell (23-0) 67, Litchfield (21-1) 55
1994-Chambers (25-0) 63, Humphrey St. Francis (22-3) 48
1993-Lindsay Holy Family (25-2) 49, Wallace (21-2) 46
1992-Axtell (21-2) 64, Adams (22-4) 53
1991-Lindsay Holy Family (25-2) 51, Callaway (21-1) 43
1990-Greeley (23-0) 65, Potter-Dix (23-1) 63 (OT)

1989-Potter-Dix (21-0) 65, Sandhills (22-2) 63
1988-Elgin (20-0) 51, Wausa (24-2) 46
1987-Adams (24-1) 72, Exeter (22-2) 50
1986-Exeter (24-1) 48, Adams (24-1) 43
1985-Adams (25-0) 62, Ewing (22-2) 44
1984-Shickley (22-0) 60, Ewing (23-1) 40

CLASS D2

2021-Humphrey St. Francis (25-0) 57, Falls City Sacred Heart (26-3) 48
2020-Wynot (25-4) 59, Humphrey St. Francis (25-3) 51
2019-Wynot (22-6) 39, Falls City Sacred Heart (25-4) 38
2018-Falls City Sacred Heart (27-1) 57, Humphrey St. Francis (26-3) 51
2017-Sacred Heart 48 (28-1), Wynot (21-5) 36
2016-Wynot (24-5) 41, St. Mary's (23-5) 40
2015-Falls City Sacred Heart (28-2) 44, Wynot (22-6) 39
2014-Wynot (24-6) 53, Sterling (20-8) 38
2013-Wynot (25-4) 60, Osmond (19-3) 52
2012-Wynot (26-3) 50, Howells (21-6) 47 (OT)
2011-Wynot (25-2) 45, Hay Springs (22-5) 33
2010-Lindsay Holy Family (22-2) 40, Wynot (25-1) 37
2009-Ewing (24-3) 51, Chambers (24-2) 48 (OT)
2008-Ewing (23-3) 45, Pleasanton (24-2) 44
2007-Ewing (23-4) 56, Falls City Sacred Heart (23-6) 46
2006-Newcastle (26-2) 46, Shickley (20-4) 26
2005-Wynot (23-4) 53, Clearwater (23-3) 49
2004-Chambers (22-4) 48, Banner County (20-5) 46
2003-Paxton (24-0) 63, Banner County (23-3) 46
2002-Chambers (25-1) 47, Prague (22-1) 43
2001-Loup County (22-1) 48, Chambers (26-1) 44
2000-McCool Junction (25-1) 52, Newcastle (23-3) 30
1999-Davenport (22-3) 35, Hayes Center (23-2) 29
1998-Hildreth (22-3) 46, Lindsay Holy Family (20-4) 36
1997-Litchfield (22-0) 35, Hildreth (20-5) 33
1996-Chambers (26-0) 79, Wallace (21-2) 57
1995-Chambers (26-0) 68, Lawrence (23-2) 55
1994-Newcastle (24-3) 54, Thedford (20-3) 41
1993-Stuart (18-5) 58, Silver Creek (10-12) 34
1992-Lynch (22-1) 68, Lawrence (22-2) 60
1991-Lynch (22-1) 45, Shickley (16-9) 42
1990-Hampton (24-1) 54, Lawrence (21-1) 53
1989-Lawrence (22-2) 66, Chambers (24-1) 56
1988-Bruning (19-4) 53, Chambers (21-4) 49
1987-Lawrence (20-2) 45, Arcadia (20-1) 32
1986-Davenport (19-2) 53, Prague (16-3) 37
1985-Hayes Center (22-1) 41, Melbeta (22-1) 36
1984-Rising City (19-4) 35, Litchfield (15-8) 30

CLASS C

1983-Wilber-Clatonia (27-0) 68, Omaha Cathedral (20-4) 46
1982-Elkhorn Valley (23-2) 48, Hastings St. Cecilia (17-7) 46
1981-Randolph (25-0) 42, Hebron (20-1) 39
1980-Omaha Cathedral (27-0) 44, Howells (25-1) 42
1979-Hastings St. Cecilia (23-0) 39, Battle Creek (18-3) 36
1978-Hastings St. Cecilia (22-0) 49, Bloomfield (20-3) 48
1977-Hastings St. Cecilia (21-0) 37, West Point (13-7) 22

CLASS D

1983-Shickley (24-0) 55, Humboldt (23-2) 45
1982-Humboldt (21-7) 44, Clearwater (18-4) 38
1981-Clearwater (22-2) 43, Shickley (23-1) 36
1980-Sumner-Eddyville-Miller (21-0) 43, Roseland (20-2) 37
1979-Adams (24-1) 60, Roseland (19-3) 41
1978-Shickley (22-1) 50, Butte (22-1) 37
1977-Shickley (19-0) 40, Diller (17-4) 29

NSAA Girls Basketball Championship Bests

MOST TIMES QUALIFYING FOR STATE CHAMPIONSHIPS

27, Lincoln Southeast
 26, Falls City Sacred Heart
 26, Omaha Marian
 25, Lincoln Pius X
 24, Guardian Angels Central Catholic
 23, Lincoln Christian
 23, South Sioux City
 23, Millard South
 22, Hastings St. Cecilia
 21, Lincoln East
 20, Crofton
 19, Bellevue East
 18, Battle Creek
 18, Bishop Neumann
 18, Sutton
 17, Lincoln Northeast
 17, Millard North
 17, Sidney
 16, Chambers
 16, Kearney
 16, Omaha Westside
 16, Papillion-La Vista
 15, Gretna
 15, Kearney Catholic
 15, Sandy Creek
 15, Seward
 15, Crete
 14, Cambridge
 14, Elkhorn
 14, Humphrey St. Francis
 14, Lincoln High
 14, Millard West
 14, Newcastel
 14, Norris
 14, Wynot
 13, Bancroft-Rosalie
 13, Beatrice
 13, Elkhorn Valley
 13, Hartington Cedar Catholic
 13, Lexington
 13, Norfolk
 13, Northwest
 13, Plattevie
 13, Wauneta-Palisade
 13, North Bend Central
 13, Omaha Central
 13, York
 12, Adams
 12, Alliance
 12, Bellevue West
 12, Chadron
 12, Grant
 12, Pleasanton
 11, Ashland-Greenwood
 11, Centura
 11, Columbus Scotus
 11, Friend
 11, Grand Island
 11, Holdrege
 11, Lindsay Holy Family
 11, Minden
 11, Shickley
 11, North Platte
 11, Ponca
 10, Columbus
 10, Leigh
 10, Norfolk Catholic
 10, Grand Island Central Catholic
 10, Lincoln Southwest
 9, Callaway
 9, Emerson-Hubbard
 9, Exeter-Milligan
 9, Gothenburg
 9, Lawrence
 9, Omaha Skutt Catholic
 9, Ord
 9, Superior
 9, Sutherland
 9, Wahoo

9, Bridgeport
 9, Fremont
 9, Omaha Gross Catholic
 8, Archbishop Bergan
 8, Axtell
 8, East Butler
 8, Gering
 8, Hayes Center
 8, Litchfield
 8, Lodgepole
 8, Loomis
 8, Omaha Roncalli Catholic
 8, Paxton
 8, St. Mary's
 8, Sterling
 8, Thedford
 8, Tri County
 8, Pierce
 8, Waverly

CONSECUTIVE APPEARANCES IN STATE CHAMPIONSHIPS

21, Guardian Angels Central Catholic, 1998-2018
 15, Battle Creek, 1984-98
 14, Lincoln Southeast, 2000-13
 13, South Sioux City, 1994-2006
 11, Falls City Sacred Heart, 2012-Present
 11, Lincoln Southeast, 1988-98
 11, Omaha Marian, 1977-87
 11, Sandy Creek, 1991-2001
 10, Gretna, 2001-10
 10, Hastings St. Cecilia, 2013-Present
 10, Holdrege, 2005-14
 8, Falls City Sacred Heart, 1996-2003
 8, Millard South, 1983-90
 8, Millard South, 1992-99
 8, Omaha Marian, 1990-97
 8, Wynot, 2010-17
 7, Crofton, 2011-17
 7, Lawrence, 1989-95
 7, Lincoln Christian, 1987-93
 7, Millard South, 2016-Present
 6, Bancroft-Rosalie, 1999-2004
 6, Bishop Neumann, 2014-19
 6, Cambridge, 1991-96
 6, Centura, 1999-2004
 6, Elkhorn Valley, 2007-12
 6, Falls City Sacred Heart, 2005-10
 6, Kearney, 1979-84
 6, Lincoln Christian, 2015-20
 6, Lincoln East, 2016-2021
 6, Lincoln East, 1985-90
 6, Lincoln Pius X, 2017-Present
 6, Lincoln Southwest, 2017-Present
 6, Millard West, 2006-11
 6, Paxton, 2000-05
 6, Seward, 2008-13
 6, South Sioux City, 2013-2018
 6, St. Mary's, 2012-17
 5, Adams, 1991-95
 5, Bellevue East, 2004-08
 5, Chadron, 2012-16
 5, Chambers, 2006-10
 5, Crofton, 2005-09
 5, Elkhorn, 2015-19
 5, Elkhorn South, 2015-19
 5, Friend, 2012-16
 5, Hay Springs, 2008-12
 5, Humphrey St. Francis, 2004-08
 5, Kearney Catholic, 2013-17
 5, Lincoln Christian, 2009-13
 5, Lincoln Pius X, 1988-92
 5, Millard North, 1983-87
 5, Millard West, 2013-17
 5, Minden, 2011-2015
 5, Newcastle, 2003-07
 5, Norfolk Catholic, 2001-05
 5, Norris, 2011-2015
 5, Omaha Central, 1982-86
 5, Omaha Mercy, 1977-81

5, Omaha Westside, 2006-10
 5, Papillion-La Vista, 2001-05
 5, Sidney, 2017-Present
 5, Sutherland, 1996-2000
 5, Sutton, 2002-05
 5, Wausa, 1985-89
 5, York, 2014-2018

MOST CHAMPIONSHIPS

12, South Sioux City
 10, Sandy Creek
 10, Lincoln Southeast
 9, Crofton
 8, Wynot
 6, Falls City Sacred Heart
 6, Guardian Angels Central Catholic
 6, Hastings St. Cecilia
 5, Battle Creek
 5, Chambers
 5, Columbus Scotus
 5, Lincoln Pius X
 4, Humphrey St. Francis
 4, Kearney Catholic
 4, Lincoln East
 4, North Bend Central
 4, Northwest
 4, Seward
 4, Shickley
 3, Adams
 3, Bancroft-Rosalie
 3, Bellevue East
 3, Bellevue West
 3, Cambridge
 3, Ewing
 3, Lindsay Holy Family
 3, Millard South
 3, Omaha Central
 3, Omaha Marian
 3, Omaha Westside
 3, Pierce

MOST TIMES IN FINALS

16, Lincoln Southeast, 1983-86-88-90-93-94-95-97-98-2001-02-03-08-09-12-13
 14, South Sioux City, 1995-96-97-98-99-2000-01-02-03-04-05-08-17-18
 13, Crofton, 1991-94-2005-06-07-11-12-13-14-15-16-19-21
 12, Lincoln Pius X, 1988-89-90-91-92-96-2002-09-14-15-20-21
 12, Sandy Creek, 1991-93-94-95-96-97-98-99-2000-01-10-12
 11, Falls City Sacred Heart, 1998-99-2000-02-03-07-15-17-18-19-21
 11, Hastings St. Cecilia, 1977-78-79-82-2011-13-14-15-19-20-21
 11, Omaha Marian, 1984-85-86-87-90-91-94-96-97-2000-01
 11, Wynot, 2005-10-11-12-13-14-15-16-17-19-20
 9, Chambers, 1988-89-94-95-96-2001-02-04-09
 9, Humphrey St. Francis, 1994-2001-05-06-07-14-18-20-21
 8, Battle Creek, 1979-84-85-86-87-90-92-96
 8, Guardian Angels Central Catholic, 2002-03-04-05-06-12-16-17
 8, Kearney Catholic, 1984-85-2002-07-13-15-16-17
 7, Bishop Neumann, 1984-85-2008-09-10-18-19
 7, Columbus Scotus, 1995-96-97-98-2002-04-18
 7, Millard South, 1988-89-92-93-96-2017-18
 7, Shickley, 1977-78-81-83-84-91-06
 6, Bellevue East, 1979-2002-04-05-06-11
 6, Bellevue West, 2007-09-10-11-13-14
 6, Lincoln Christian, 1989-2002-16-17-19-20

6, Lincoln East, 1977-87-2003-04-16-20
 5, Adams, 1979-85-86-87-92
 5, Ewing, 1984-85-2007-08-09
 5, Lawrence, 1987-89-90-92-95
 5, Lindsay Holy Family, 1991-93-97-98-2010
 5, North Bend Central, 1998-99-2001-20-21
 5, Seward, 1997-2009-10-11-12
 5, Sutton, 1986-90-91-2003-08
 4, Beatrice, 2005-06-12-20
 4, Crete, 1981-2007-2019-20
 4, Lexington, 1977-78-87-91
 4, Lincoln High, 1980-81-85-92
 4, Litchfield, 1984-95-96-97
 4, Norfolk Catholic, 2003-04-07-08
 4, Norris, 2013-15-17-21
 4, Northwest, 1982-13-14-19
 4, Omaha Westside, 1999-2007-15-18
 4, Pleasanton, 1992-08-20-21
 4, Ravenna, 2004-06-09-18
 3, Ashland-Greenwood, 1980-83-2006
 3, Bancroft-Rosalie, 2001-08-09
 3, Cambridge, 1993-94-95
 3, Clearwater, 1981-82-2005
 3, Elkhorn, 1985-2011-18
 3, Emerson-Hubbard, 1989-96-2016
 3, Freeman, 2002-03-05
 3, Gothenburg, 1983-85-97
 3, Grand Island, 1978-79-80
 3, Hartington Cedar Catholic, 1986-87-2001
 3, Howells, 1980-2011-12
 3, Lincoln Northeast, 1982-2005-06
 3, Millard West, 2008-10-16
 3, Newcastle, 1994-2000-06
 3, Omaha North, 1998-99-2000
 3, Pierce, 2013-14-15
 3, Ponca, 1993-20-21
 3, St. Mary's, 2013-15-16

CONSECUTIVE STATE TITLES

6, Sandy Creek, 1996-2001
 6, South Sioux City, 2000-05
 5, Crofton, 2012-16
 4, Battle Creek, 1984-87
 4, Guardian Angels Central Catholic, 2002-05
 4, Seward, 2009-12
 4, South Sioux City, 1995-98
 4, Wynot, 2011-14
 3, Cambridge, 1993-95
 3, Chambers, 1994-96
 3, Columbus Scotus, 1996-98
 3, Crofton, 2005-07
 3, Ewing, 2007-09
 3, Falls City Sacred Heart, 1998-2000
 3, Hastings St. Cecilia, 1977-79
 3, Humphrey St. Francis, 2005-07
 3, Lincoln Southeast, 1993-95
 3, Pierce, 2013-2015
 2, Bancroft-Rosalie, 2008-09
 2, Bellevue West, 2009-10
 2, Bishop Neumann, 2009-10
 2, Blair, 1989-90
 2, Freeman, 2002-03
 2, Gibbon, 1988-89
 2, Hastings St. Cecilia, 2019-20
 2, Kearney Catholic, 1984-85
 2, Lincoln Pius X, 1991-92
 2, Lincoln Pius X, 2020-2021
 2, Lynch, 1991-92
 2, North Bend Central, 2020-2021
 2, Northwest, 2013-14
 2, Omaha Central, 1983-84
 2, Omaha Marian, 2000-01
 2, Sandy Creek, 1991-92
 2, Shickley, 1977-78
 2, Shickley, 1983-84
 2, Wynot, 2019-20



ATTENTION Basketball Coaches...

WE INVITE YOU TO BECOME STRONGER LEADERS, ACCESS THE LATEST TECHNOLOGY, AND LEARN FROM FELLOW COACHES AT OUR

BASKETBALL COACHES CLINIC

**MARCH 19, 2022
ASHLAND, NEBRASKA**



LOCATION: Ashland Greenwood High School, 1842 Furnas St, Ashland, NE 68003

#POWEREDUP

Coaches Clinic

High caliber coaches present a wealth of experience and success on the topics of offense, defense, culture, and more!



CHALK TALK



QUALITY MATERIAL



SPECIAL SESSIONS



FREE SWAG

ATTEND
IN-PERSON
OR
VIRTUALLY

SPEAKERS

Josh Luedtke - Head Basketball Coach, Creighton Prep (NE)
With 14 State Championship appearances in 19 years and 3 State Championship titles, Luedtke is the all time winningest coach at Creighton Prep.

John Miller - Head Basketball Coach, Stuart HS (NE)
With over 40 years coaching, Nebraska Coaching Hall of Fame Inductee, Miller holds 6 State Championships and over 750 career wins.

Kelly Cooksley - Head Girls Basketball Coach, Broken Bow HS (NE)
In just 15 years of coaching, Cooksley boasts over 200 career wins and 5 Conference Championship titles.

PJ Quinn - Head Basketball Coach, Mead HS (NE)
Coaching for over 20 years, Quinn has coached teams into multiple State Championship games in addition to coaching a couple statewide All Star teams.

Jimmy Motz - Head Basketball Coach, Norris (NE)
Former Creighton Basketball Player, D-2 State Championship Coach and Coach of the Year, Jimmy Motz, is starting his 15th season, coaching basketball, with 177 career wins.

AND MORE!



EXCLUSIVE OFFER!
Save \$10 when you sign up by March 17th and use code: **"StateBasketball"**



SIGN UP NOW

SIGN UP AT POWEREDUPCLINICS.COM

☎ 800.496.4290



ALWAYS A
Slam Dunk!

4 Lincoln Locations!

8510 S 30th

5717 O St

3220 N 27th St

2711 S 48th St

FreddysUSA.com |   