



2022



NSAA STATE CHAMPIONSHIPS



"NSAA activities...the other half of education"

FOOTBALL



Dear Friends:

Welcome to another competition of Nebraska's state championship games!

Congratulations to the students who have qualified for this year's championship. Your hard work and determination have propelled you to this point. Competition brings out the best in us, and I trust it has motivated you to attain higher levels of performance.

Your achievement as a championship competitor has been made possible by the support you've received along the way. Be sure to thank everyone who has helped you get here. I am grateful to the coaches, parents, and volunteers who invest in our talented young Nebraskans.

Extracurricular activities like these help students gain skills that ensure success long after they finish school. Training to compete builds character. Taking part in these competitions also encourages our students to dream big, persevere, and work as a team.

Win or lose, I hope that this competition provides you with friendships and memories that are lifelong. Best wishes for a safe and successful competition!



Sincerely,
Pete Ricketts
Governor

"High school activities, the other half of education!"

Congratulations to the student participants, their parents and guardians, and the schools they represent on qualifying for the NSAA State Championship activities. We welcome you and applaud your hard work and dedication. The time, the effort, and the commitment you have put into your activity has paid off and you should be very proud of this accomplishment.

The Nebraska School Activities Association is proud of the educational based activities that we provide to our schools for our students. Our mission is to promote the high ideals of citizenship, fair competition, sportsmanship, and teamwork in an effort to complement our member schools' curricular programs.

Perhaps cliché, but definitely true, today's students are tomorrow's leaders. Events like our Championships help to form these leaders by instilling values and leadership qualities while rounding out their educational experiences.

None of this would be possible without the incredible dedication and commitment of the many outstanding teachers, coaches, and administrators throughout Nebraska. These educators, together with strong support from parents and guardians, patrons, and fans like you, provide our children a solid foundation for their future success.

Once again, congratulations, and good luck!



Jay Bellar
NSAA Executive Director



"NSAA activities...the other half of education."

Relive all of the exciting action from

2022 NSAA STATE FOOTBALL

with your own DVD copy !

\$19⁹⁵
PLUS TAX, SHIPPING
& HANDLING

call 1-800-868-1868

visit NebraskaPublicMedia.org



WATCH HIGH SCHOOL SPORTS

LIVE

ON THE NFHS NETWORK



Stream **LIVE**
or On Demand
from **any device.**

WWW.NFHSNETWORK.COM

SUBSCRIBE | FOLLOW | WATCH



Desktop



Mobile



Tablet



Connected Apps



FOOTBALL

NSAA STATE CHAMPIONSHIPS

NOVEMBER 18, 21-22, 2022

CLASS D6 KEARNEY / CLASS A-D2 LINCOLN

FRIDAY, NOVEMBER 18

Cope Stadium – Kearney
7:00 p.m. – Class D6

MONDAY, NOVEMBER 21

Memorial Stadium – Lincoln
10:15 a.m. – Class D2
2:45 p.m. – Class D1
7:15 p.m. – Class A

TUESDAY, NOVEMBER 22

Memorial Stadium – Lincoln
10:15 a.m. – Class C2
2:45 p.m. – Class C1
7:15 p.m. – Class B

Admittance

No one may leave and return on the same ticket. Tickets are \$8 for adults and \$6 for students - age 5 through high school.

Cover photos courtesy of Callam Sports Photography.

NSAA Executive Director

Jay Bellar

Championship Director

Nate Neuhaus, NSAA Assistant Director

Media Coordinator

Jeff Stauss, NSAA Assistant Director

Cope Stadium Director

Jake Greco

Memorial Stadium Directors

Matt Davidson
Derek Bond
Tim Hennichs

Field Managers

Nate Lewis
Jordan Clark
John Farrand
Jack Guggenmos
Clayton Heath
Mike Rasmussen
Jack Tarr
Tim Aylward
Pat Gatzemeyer
Dave Cunningham
Mark Armstrong
Stan Erks

Announcers

Brandon Benitz
Heath Kramer
Steve Lemon
Rich Brodersen



Athletic Trainers

Kurt Behrhorst
Jeff Weber
Jordan Stithem
Mike Sloup
Rob Marshall
Melisa Bulin
Drew Erks
Jayson Brueggemann
John Carda
Jordan Bart

Physicians

Dr. Nolan May
Dr. Nate Krug
Dr. Ross Mathiasen
Mike Sebek, PA

National Anthem Singers

The Sidney High School Octet
The Lincoln Southwest High School Octet
The Crofton High School Quartet
The Omaha Westside High School Quartet –
The Bow Tie Boys
The Lexington High School Octet
The Lincoln Pius X High School Sextet
The York High School Septet

Officials

Kent Holm
Jason Rohde
Robert Kurcz
David Carter
David Wood
Aaron Dueker
Chad Sabatka
Scott Wagner
Eric Wemhoff
Seth Montag
Tim Valleau
Brad Hartzog
Layne Moore
Scott Schukar
Scott Anderson
Kevin Vail
Jeff Kopecky
Ryan Helgoth
Brian Stevens
Joshua Brandl
Gary Eikmeier

Mark Burenheide
Neil Vanlengen
Tim Wobken
Thomas Grovijohn
Ron Golka
Gerald Dunn
Tim Golka
Zachary Christensen
Aaron Riedmiller
Kelen Fortkamp
Elias Engbrecht
Dustin Evans
Gary White
Matthew Maxwell

Replay Officials

Kevin Mar
Mark Wieting
Vernon Breakfield
Randy Schnackenberg

Northeast

community college

START HERE. GO ANYWHERE.



10

Northeast has been recognized in the **top 10%** of America's community colleges by the prestigious Aspen Institute over the past five evaluation periods.

99.5

99.5% of 2020-2021 Northeast Community College graduates are employed or continuing their education.

17/1

17 students for every **1** faculty member ensures you'll receive all the support you need to achieve your goals.

100+

Over **100** events are hosted by Student Activities Council each year - more than any college in the area!

NORTHEAST.EDU



Class A

NSAA Football Bracket

Quarterfinals • Nov. 4

Omaha Westside (9-1)	vs.	42
Lincoln Southwest (8-2)		28

Millard South (6-4)	vs.	10
Grand Island (8-2)		28

Elkhorn South (10-0)	vs.	3
Creighton Preparatory (7-3)		10

Bellevue West (7-3)	vs.	23
Gretna (10-0)		35

Semifinals Nov. 11

Omaha Westside (10-1)	vs.	38
Grand Island (9-2)		7

Creighton Preparatory (8-3)	vs.	14
Gretna (11-0)		36

CHAMPIONSHIP GAME

UNL - Memorial Stadium
Monday • Nov. 21 • 7:15 PM

Omaha Westside (11-1)	vs.	Gretna (12-0)
---------------------------------	-----	-------------------------

First Round, October 28

Omaha Westside 59, Papillion-La Vista 21
Lincoln Southwest 31, Millard West 17
Millard South 35, Kearney 21
Grand Island 35, Omaha North 28
Elkhorn South 48, Lincoln East 20
Creighton Preparatory 27, North Platte 0
Bellevue West 42, Papillion-La Vista South
Gretna 27, Lincoln Southeast 24

Quarterfinals • Nov. 4

Bennington (10-0)	vs.	34
Elkhorn North (7-3)		13

Waverly (8-2)	vs.	30
Northwest (5-5)		7

Scottsbluff (9-1)	vs.	33
Omaha Skutt Catholic (7-3)		0

York (7-3)	vs.	6
Omaha Gross Catholic (10-0)		42

Semifinals Nov. 11

Bennington (11-0)	vs.	23
Waverly (9-2)		7

Scottsbluff (10-1)	vs.	35
Omaha Gross Catholic (11-0)		49

CHAMPIONSHIP GAME

UNL - Memorial Stadium
Tuesday • Nov. 22 • 7:15 PM

Bennington (12-0)	vs.	Omaha Gross Catholic (12-0)
-----------------------------	-----	---------------------------------------

First Round, October 28

Bennington 50, Beatrice 7
Elkhorn North 35, Lincoln Pius X 14
Waverly 42, Norris 13
Northwest 24, Elkhorn 21
Scottsbluff 54, Plattsmouth 14
Omaha Skutt Catholic 21, Blair 7
York 21, Seward 7
Omaha Gross Catholic 42, Mount Michael Benedictine 0

Class B

NSAA Football Bracket



TEAM INFORMATION

Superintendent: Mike Lucas
Principal: Jay Dostal
Athletic Director: Tom Kerkman
NSAA Team Enrollment: 769
Conference: Metro
Head Coach: Paul Limongi
Assistant Coaches: Craig Secora, Brett Williams, Jack Sortino, Michael Jernigan, Damon Benning, Jeremy Queen, Sam Calabretto, Garek Moravec, Tyler Wrice, Wade Halvorsen, Dalton McQueen, Trevor Lovell, Andrew Mantzaris, Dylan Packett, Trent Penky, Darlondo Hill, Bob Mulligan, Keith Bell, Michael Mercial
Playoff Appearances: 38
Most Recent Playoff Appearance: 2021
State Champion: A/1981, A/1982, A/2020
Runner-up: A/1975, A/1979, A/2006, A/2013, A/2019, A/2021


2022 SCHEDULE

Opponent	W/L	Score
Creighton Preparatory School	W	24-17
Grand Island	W	37-13
Belleue West	W	56-35
Millard North	W	35-23
Norfolk	W	48-0
North Platte	L	17-21
Kearney	W	42-14
Millard South	W	41-34
Lincoln Northeast	W	63-7
Papillion-LaVista	W	59-21
Lincoln Southwest	W	42-28
Grand Island	W	38-7



2022 ROSTER

No.	Name	GR	POS	HT	WT	No.	Name	GR	POS	HT	WT
		Off/Def						Off/Def			
1	Caleb Benning	11	WR/DB	6''	188	50	Cameron Bell	10	OL/DT	6''	275
2	Jahmez Ross	11	RB/LB	5'10''	197	51	Griffin Behrens	12	OL/DT	5'11''	265
3	Tristan Alvano	12	K/~	6'2''	185	52	Thomas Schaffner	12	OL/DT	6'1''	185
4	Eli Johnson	9	WR/DB	6'2''	185	53	Maduok Foneag	12	~/DB	5'11''	125
5	Anthony Rezac	11	QB/DB	6'3''	185	54	William DePooter	12	TE/LB	6'1''	195
7	Quinton Warren	9	QB/LB	6'2''	200	55	Ryan Eckhardt	11	OL/DE	6'2''	225
8	Christian Jones	10	WR/LB	6'4''	210	56	Samuel Nordquist	12	OL/DE	6''	220
9	Jonquel Osler	11	FB/DE	6'1''	230	57	Reid Beberniss	10	OL/DT	6''	241
10	Keynan Cotton	10	WR/DB	5'11''	180	58	Luke Protzman	11	FB/DE	6'2''	197
11	Jackson McIntyre	12	WR/DB	5'10''	170	59	Luke Starlin	10	FB/LB	6''	172
12	Grant Beutler	11	WR/DB	6''	175	60	Cory Vaughan	12	~/LB	6''	165
14	Martin Mormino	12	P/K	6'1''	215	61	Talon Barnes	11	OL/DE	6'3''	238
15	Ty Keifer	12	WR/DB	6'1''	185	62	Jackson Wing	11	OL/DE	5'10''	226
16	Jordon Hurst	11	WR/DB	5'10''	148	63	Connor Wane	10	OL/DT	6'2''	260
17	Erin Mardi	12	WR/DB	5'6''	138	64	Micah Lidonde	10	OL/DT	6''	275
18	Jaylen Lloyd	12	WR/DB	5'11''	160	65	Nicholas Oberle	11	OL/DT	5'10''	205
19	Ari Holmstrom	12	QB/~	6'2''	180	66	Adrian Jones	12	OL/DT	6'4''	225
20	Jeremiah Truitt	12	WB/DB	5'10''	174	68	Isaiah Brown	11	OL/DT	6''	235
22	Wesley Okafor	12	WR/DB	6'2''	170	69	William Bauerly	11	K/P	5'11''	180
23	Brody Goc	11	RB/DB	5'11''	165	70	Aaron Cardinale	11	OL/DT	6'1''	243
24	Trevor Spady	11	TE/LB	6'4''	210	71	Payton McDonald	12	OL/DT	6'2''	312
25	Teddy Rezac	11	WR/DB	6'3''	185	72	Luke Roberts	12	OL/DE	6''	235
28	Ashton Metoyer	11	RB/LB	5'9''	178	75	Aidan Reyna	12	OL/DE	6'1''	240
29	Joseph Vermillion	12	WR/DB	5'9''	150	76	Joe Soria	10	OL/DE	6'1''	233
30	Ty Dingman	12	RB/DB	6''	180	78	Broc Regner	11	OL/DT	6'5''	285
32	Andrew Nielsen	11	FB/DE	6''	210	79	Owen James	9	OL/DE	6'2''	215
33	Nick Anglim	11	RB/LB	5'11''	185	80	Dominic Vincentini	12	WR/DB	6''	155
34	Curt Cubrich	12	RB/LB	5'11''	190	81	Samuel Contreras	11	WR/DB	5'8''	180
36	Paul Fiamaple	11	RB/DB	5'7''	155	82	Jack Schulz	10	WR/DB	6'1''	175
40	Jonathan Hurtado	10	QB/LB	5'9''	205	83	Charles Di Lorenzo	10	WR/DB	5'7''	130
41	Ty Sidzyk	10	FB/LB	6'1''	190	84	Dawson Hardick	12	TE/DE	6'4''	200
42	Beau Ryan	11	RB/LB	5'11''	200	85	Finn Christensen	10	WR/DB	6'2''	166
43	Mark Gurnett	12	FB/LB	6''	208	86	Preston Okafor	11	WR/DB	6'2''	166
45	Luke Gunderson	12	WR/DB	5'7''	161	87	Conner Jochum	12	TE/LB	6'2''	175
48	Ayden Smith	11	RB/LB	5'9''	165	88	Colby Koski-Aparo	12	WR/DB	5'8''	160
49	Blake Keifer	10	FB/LB	5'9''	165	89	Joseph Simon	10	WR/DB	5'10''	150



TEAM INFORMATION

Superintendent: Dr. Rich Beran
Principal: Todd Mueller
Athletic Director: Matt Curtis
NSAA Team Enrollment: 632
Conference: Metropolitan High School Activities Association
Head Coach: Mike Kayl
Assistant Coaches: Riley Gross, Matthew Shrader, Landon Kubicek, Joe Dalton, Jackson Hinze, Travis Brown, Jake Myers, Jake Hasty, Chad Schmeckpeper
Playoff Appearances: 26
Most Recent Playoff Appearance: 2021

2022 SCHEDULE

Opponent	W/L	Score
Omaha Burke	W	44-0
Omaha Central	W	56-0
Creighton Preparatory School	W	16-13
Millard South	W	49-26
Bellevue East	W	63-9
Bellevue West	W	40-37
Papillion-LaVista South	W	41-27
Omaha South	W	71-17
Lincoln East	W	28-6
Lincoln Southeast	W	27-24
Bellevue West	W	35-23
Creighton Preparatory School	W	36-14

2022 ROSTER

No.	Name	GR	POS	HT	WT	No.	Name	GR	POS	HT	WT
		Off/Def						Off/Def			
1	Tyson Boganowski	12	WR/DB	5'10"	180	50	Harrison Weber	12	~/NT	6'1"	230
2	Aiden Rohrer	11	RB/DB	5'9"	170	51	Jace Wilson	11	OG/DE	5'10"	210
3	Braylen Muhle	12	WR/DB	6'0"	175	52	John Schaffert	12	OG/~	5'10"	230
4	Joey Costanzo	10	WR/DB	5'10"	150	53	Troy Lindquist	10	C/DT	5'10"	195
5	Blayke Moore	12	WR/S	6'2"	200	54	Chase Gudenrath	11	OL/DE	6'2"	260
6	Luke Silliman	10	WR/DB	5'9"	150	55	Aaron Sibley	11	OL/DE	6'1"	220
7	Michael Scheef	11	WR/DB	6'0"	180	56	Griffin Goldman	10	OL/DE	6'2"	240
8	Alexander Runge	11	RB/S	5'10"	180	57	Luke Muller	10	OL/DE	6'1"	180
9	Jacob Mowinkel	10	QB/~	6'0"	160	58	Mason Goldman	12	OT/DE	6'6"	260
10	Alex Wilcoxson	11	WR/DB	6'0"	170	59	Benjamin Meerian	10	OL/DE	6'4"	250
11	Korver Demma	12	~/DE	6'3"	230	60	Gavin Wolf	10	OL/DT	5'10"	175
12	Zane Flores	12	QB/~	6'3"	205	61	Jeremiah Carnine	10	OL/LB	5'8"	180
13	Jaden Holston	10	TE/LB	6'0"	210	62	Gabriel Smith	12	P/NT	5'11"	200
14	Max Vescio	11	TE/LB	6'2"	175	63	Caden Garcia	12	OG/~	6'0"	230
15	Jack Rhoads	11	TE/LB	6'1"	200	64	Brody Silva	9	OL/NT	5'7"	160
16	Marcus Rhoades	11	WR/DB	5'9"	150	65	Nicholas Hoffman	12	OL/NT	5'11"	205
17	Cayden Serfass	12	WR/LB	5'9"	180	66	Carter Bulgrin	11	OL/DT	6'1"	180
18	Will Weberg	11	WR/DB	5'8"	135	67	Bennett Stock	11	C/~	6'0"	240
19	Aspen Gibbs	10	QB/~	5'7"	135	68	Caleb Sherman	11	OL/LB	6'0"	190
20	Logan Secora	10	RB/DB	5'11"	180	69	Ethan Kvasnicka	12	OL/DT	6'3"	295
21	Alex Hallgren	10	WR/LB	5'10"	185	70	Kalvin Janssen	10	OT/DT	6'4"	260
22	Blake Hawkins	11	TE/LB	6'0"	200	71	Lucas Reeves	11	OL/DT	6'0"	260
23	Joseph Vieth	11	TE/DB	6'3"	186	72	Beau Smith	9	OL/DT	6'0"	170
24	Tucker Oliver	11	WR/LB	6'3"	185	73	Brayden Jacobsen	11	OL/DT	6'0"	305
25	Mason Gunn	10	RB/S	5'9"	175	74	Anthony Lara-troche	10	OL/DT	5'6"	200
26	Joseph Roll	12	WR/DB	5'10"	180	75	Jonathan Rodriguez	9	OL/DT	5'10"	210
27	Colin Sims	12	WR/DB	6'1"	185	76	Nate Lukis	11	OL/DT	6'5"	250
28	Mckinley Soucek	10	RB/LB	5'7"	150	77	Micah Holston	12	OL/NT	6'0"	230
29	Rhett Bergsten	11	WR/LB	5'8"	170	78	Trevor Boyll	11	OL/NT	6'0"	230
30	Tanner Erdkamp	10	WR/DB	5'9"	155	79	Ben Cota	11	C/DT	6'1"	215
32	Riley Egenberger	12	RB/LB	5'10"	200	80	Ethan Stuhr	12	TE/LB	6'2"	205
33	Isaiah Weber	11	RB/LB	5'10"	175	81	Jaxon Gilliam	11	WR/DB	6'0"	170
34	Grayson Fisher	10	WR/DB	5'9"	150	82	Gavin Gragert	12	TE/DB	5'10"	165
35	Luke Johnson	10	TE/LB	5'11"	170	83	Connor Gragert	11	WR/DB	5'9"	160
36	Justin Myers	12	RB/LB	5'8"	140	84	Logan Shuff	10	WR/DB	5'8"	145
37	Derek Gablenz	10	WR/DB	5'10"	145	85	Caden Annis	9	WR/DB	5'8"	145
38	Matthew Robey	11	WR/LB	5'9"	165	86	Caleb Schnell	12	TE/DB	6'3"	210
39	Cole Epp	11	RB/LB	5'9"	170	87	Brady Bremer	11	WR/DB	5'11"	155
40	Marshall Lyons	12	WR/DB	6'0"	180	88	Seth Kraegel	9	WR/DB	5'9"	150
41	Braxton Wagner-alley	11	TE/LB	5'11"	180	89	Carter Lightwine	10	WR/DB	6'0"	160
42	Ryan Armstrong	10	WR/DB	5'7"	130	92	Emery Martin	11	WR/DB	5'8"	150
43	Isaac Wombacher	11	WR/DB	5'9"	170	93	Elijah Bothwell	12	WR/DB	6'0"	160
44	Brayden Moore	12	TE/LB	6'3"	195	94	Tyler Johnston	11	K/DB	6'0"	150
45	Kaehle Toledo	11	TE/DE	6'1"	280	95	Loqan Kountze	11	K/~	5'10"	150





TEAM INFORMATION

Superintendent: Dr. Terry Haack
Principal: Dr. Greg Lamberty
Athletic Director: Chris Kessell
NSAA Team Enrollment: 367
Conference: Eastern Midlands Conference
Head Coach: Kameron Lenhart
Assistant Coaches: Brandon Mimick, Zach Byrd, Bart Miller, Nic Laue, Tom Olson, Jarod Owens, Trae Bradburn, Chris Grinvalds, Brendon Lyon, Cole Bradburn, Tom Byrd
Playoff Appearances: 27
Most Recent Playoff Appearance: 2021
State Champion: C1/1989, B/2021

2022 SCHEDULE

Opponent	W/L	Score
Omaha Skutt Catholic	W	44-13
Plattsmouth	W	38-0
York	W	33-10
Lincoln Pius X	W	35-0
Elkhorn High	W	41-21
Blair	W	45-7
Omaha Westview	W	70-0
Elkhorn North	W	21-7
Mount Michael Benedictine	W	52-14
Beatrice	W	50-7
Elkhorn North	W	34-13
Waverly	W	23-7



2022 ROSTER

No.	Name	GR	POS	HT	WT	No.	Name	GR	POS	HT	WT
		Off/Def						Off/Def			
1	Andrew Parrish	12	WR/~	5'10"	150	46	Jaxson Andrews	12	~/LB	5'10"	180
2	Isaac Conner	12	WR/~	6'1"	195	47	Jace Fitzgerald	10	WR/~	5'8"	170
3	Myles Gifford	9	RB/~	5'6"	135	48	Lennox Hughes	12	~/P	6'2"	175
4	Westin Beck	12	~/DB	5'9"	155	50	Logan Vanecek	11	~/DE	5'6"	170
5	Quinton Archer	11	RB/~	5'6"	155	52	Tyler Mead	12	OG/~	5'11"	210
6	Gunnar Lym	11	~/DB	6'0"	155	53	Dakota Berndt	11	~/DT	5'10"	215
7	Houston Hill	10	QB/~	5'11"	180	55	Saul Hames	9	C/~	5'9"	175
8	Sebastian Turner	12	~/DB	5'10"	150	55	James Miller	11	OG/~	6'0"	155
9	Jonathan Williams	12	WR/~	5'11"	160	56	Seth Kaufmann	12	OT/~	5'8"	205
8	Evan Utech	11	~/K	5'11"	180	57	Jack Jansen	10	OT/~	5'11"	200
10	Kawiyou Taffa	11	WR/~	5'7"	150	58	Kale Kaufmann	11	~/DT	5'10"	265
11	William Chvala	11	~/DB	5'11"	165	59	Carter Ferris	10	~/LB	5'8"	155
12	Jose Macosay Jimenez	11	~/LB	5'8"	145	60	Ethan Nguyen	12	~/DE	6'2"	225
13	Trey Bird	12	QB/~	6'0"	170	61	Alexander Duncan	10	OG/~	5'8"	170
14	Gavin Olson	10	QB/~	5'10"	145	62	Dylan Casart	12	C/~	6'6"	335
15	Owen Douglas	12	~/DB	5'10"	155	63	Grant Vanarsdel	12	~/DT	6'0"	230
16	Benjamin Parsons	12	RB/~	5'7"	180	64	Gage Koso	11	OG/~	6'0"	215
17	Cooper Mlnarik	12	~/LB	5'9"	170	65	Erick Martinez	12	OG/~	5'9"	270
18	Jacob Sanger	9	~/LB	5'6"	120	67	Ethan Allgood	10	~/DT	5'11"	190
18	Peyton Sanmann	11	QB/~	5'11"	185	68	Charlie Swoboda	9	OT/~	5'10"	210
19	Jaxon Dumont	11	RB/~	5'7"	155	69	Daniel Hansen	10	~/DE	5'8"	145
20	Nicholas Colvert	12	RB/~	5'7"	160	70	Jack Hohman	10	OT/~	6'0"	150
21	Benjamin Jorgensen	11	WR/~	5'11"	165	71	Troy Lee	12	~/DT	5'5"	195
22	Beau Pick	10	~/DB	5'11"	145	73	Jacob Strader	10	C/~	5'10"	185
23	Jayden Petry	11	WR/~	5'7"	125	74	Jaxon Nielsen	10	OG/~	5'5"	165
24	Caden Anderson	11	WR/~	5'10"	160	75	Owen Toelle	10	OT/~	5'10"	170
25	Clete Searcy	12	~/DB	5'8"	145	76	Weston Heinemann	12	~/DE	6'4"	215
26	Gabriel Birge	12	RB/~	5'5"	135	77	Tyler Reiss	12	OT/~	6'1"	245
27	Alexander Foltz	12	~/LB	5'10"	210	78	Kellen Mann	9	OT/~	5'11"	185
28	Credo Bledje	11	WR/~	6'0"	165	78	Jack Pohlmann	10	C/~	5'10"	185
29	Andrew Kingslan	11	WR/~	5'8"	150	79	Aric Maroney	11	C/~	5'9"	155
30	Rashid Hamid	11	~/DB	5'8"	165	79	Marshall Totten	9	~/DT	5'5"	175
31	Vaughn Utterback	12	~/K	5'8"	140	80	Jarron Utterback	10	~/LB	5'7"	135
32	Hudson Neuverth	10	WR/~	6'3"	225	82	Tyler Zach	10	~/DB	5'9"	145
33	Ethan Roop	11	~/LB	5'10"	175	83	Steven Kohoun	11	WR/~	5'11"	175
34	Talan Heezen	10	~/DB	5'7"	125	85	Aidan Smith	10	WR/~	5'10"	145
35	Benjamin Gilliland	11	~/LB	5'11"	175	86	Renato Bell	11	WR/~	5'8"	140
36	Layne Boever	10	~/LB	5'7"	160	87	August Neary	12	~/DE	6'1"	180
37	Kyler Lauridsen	10	~/LB	5'9"	145	88	Elliott Andersen	10	WR/~	5'9"	150
38	Baylor Detjens	10	~/DB	5'7"	130	89	Mason Buechler	10	WR/~	5'9"	130
39	Nicolas Deyo	10	WR/~	5'7"	150	90	Cameron Dossett	10	WR/~	5'8"	130
40	Benjamin Bouaphakeo	10	~/LB	5'8"	140	91	Hudson Foreman	10	~/DE	5'9"	160
41	Cooper Johnson	10	WR/~	5'10"	150	92	Tysen Fleischman	10	~/DE	6'1"	170
42	Tyler Crawford	12	~/LB	6'0"	195	93	Kien Walsh	10	RB/~	4'10"	90



TEAM INFORMATION

Superintendent: Dr. Thomas Curry
Principal: Paulette Neuhalfen
Athletic Director: Mike Dempsey
NSAA Team Enrollment: 157
Conference: River Cities
Head Coach: Tom VanHaute
Assistant Coaches: Randy Schmitz, Mike Stutzman, Ben Stanesick, Nate Zimmerer, John Dostal, Tim Bowen, Mike Filipowicz, Chris Vacek, Jake McGregor, Dan Mettler, Jason Sterba, Cody Bousema, Dom Carnazzo, Rick Totusek, Dan Connelly, Denny Hess
Playoff Appearances: 27
Most Recent Playoff Appearance: 2021
State Champion: B/2012
Runner-up: A/1983

2022 SCHEDULE

Opponent	W/L	Score
Beatrice	W	41-7
Omaha Westview	W	63-14
Elkhorn High	W	21-14
Blair	W	34-7
Ralston	W	49-7
Plattsmouth	W	45-3
Norris	W	42-14
Omaha Buena Vista	W	1-0
Omaha Skutt Catholic	W	41-14
Mount Michael Benedictine	W	42-0
York	W	42-6
Scottsbluff	W	49-35

2022 ROSTER

No.	Name	GR	POS	HT	WT	No.	Name	GR	POS	HT	WT
		Off/Def						Off/Def			
1	Charlie Paladino	12	WR/DB	6'0"	170	34	Jake Garcia	12	RB/LB	6'0"	200
2	Jaksen Wonderlich	12	WR/DB	5'10"	175	35	Nate Pechar	11	RB/LB	5'5"	150
3	Jayden Bowen	12	WR/DB	6'4"	175	36	Peter Ginn	10	WR/DB	5'9"	145
4	Colby Duncan	11	QB/~	6'1"	170	40	Carson Kozeal	10	RB/LB	5'10"	160
5	Westin Miller Ayivi	11	WR/DB	5'8"	160	41	Alex Kosse	12	K/K	6'2"	185
6	Alex Cogswell	10	WR/DB	5'9"	160	44	Tommy Gilbert	12	FB/DE	5'10"	190
8	Bryson Sargent	10	WR/DB	5'9"	155	48	Nicholas Maldonado	10	WR/DB	6'0"	150
9	Anthony Bogdanovich	9	WR/LB	5'8"	140	50	Cooper Capece	9	OL/DT	5'8"	185
11	Joe Remppe	12	WR/LB	5'11"	180	51	Luis Tule Martinez	10	OL/DE	6'1"	175
12	Ethan Le	11	WR/LB	5'10"	170	52	John Streit	11	OL/P	5'9"	200
13	Jackson Drake	12	WR/DB	5'11"	175	54	Sam Canova	12	C/DE	5'10"	250
14	Hank Nosbisch	11	RB/LB	5'9"	155	55	Sebastian Nava	12	OL/DE	6'0"	215
15	Kayo Remppe	9	QB/LB	5'7"	140	58	Gabe Hardisty	12	OG/LB	6'1"	190
16	Jacob Heffelfinger	10	WR/DB	5'9"	140	61	Sal Nacarelli	12	OG/DT	6'1"	270
17	Brayden Herrring	12	WR/DB	5'9"	150	64	Noah Earnest	10	OL/DT	5'8"	180
18	Gavin Battreall	11	WR/LB	6'0"	180	65	Ryan Weiss	11	OT/DE	6'2"	210
19	Josh Sheard	10	RB/LB	5'5"	120	68	Ryan Stuhr	9	OL/LB	5'9"	175
20	Griff Pechar	9	WR/DB	5'7"	130	69	Christian Anderson	12	OT/DT	6'3"	240
21	Brady Robbins	10	WR/DB	5'10"	150	71	Daniel Wilson	12	OL/DT	6'2"	230
22	Daniel Cogswell	9	WR/DB	5'7"	140	72	Carson Almgren	12	OG/DT	6'1"	270
23	Robbie Brennan	9	RB/LB	5'8"	140	73	Luke Davison	9	OT/DE	5'10"	170
24	Shane Kielion	12	WR/LB	5'10"	170	75	Adolfo Maldonado Ruiz	11	OL/DT	5'8"	260
25	Dominic Reed	10	RB/DB	5'5"	125	76	Vincent Linder	10	OL/DT	5'10"	180
26	Owen Brennan	12	WR/LB	5'9"	170	77	Casey Braun	12	OT/DT	6'0"	250
27	Robert Greenhagen	10	WR/DB	5'5"	140	81	Ben Rice	12	WR/DB	6'1"	160
28	Tim Fehrman	12	WR/LB	5'10"	180	82	Seth Roos	12	WR/LB	5'10"	170
29	Acouth Acouth	12	WR/DB	5'10"	155	88	Evan Rexin	10	OL/DE	5'11"	160
32	Calvin Roberts	10	WR/DB	5'8"	140	90	Stephen Ginn	12	K/K	6'0"	170



REIMAGINE LINCOLN



LINCOLN[™]
CONVENTION
AND VISITORS
BUREAU

[LINCOLN.ORG/VISIT](https://lincoln.org/visit)

FIND YOUR HAPPY PLACE IN LINCOLN, NEBRASKA

After the final points, explore the eclectic mix of food, culture and fun that Lincoln has to offer.

Quarterfinals • Nov. 4

Aurora (10-0)	vs.	48
Lincoln Christian (8-2)		28

Boone Central (8-2)	vs.	41
Ashland-Greenwood (9-1)		15

McCook (10-0)	vs.	14
Adams Central (8-2)		31

Columbus Lakeview (8-2)	vs.	23
Pierce (10-0)		33

Semifinals
Nov. 11

Aurora (11-0)	vs.	40
Boone Central (9-2)		19

Adams Central (9-2)	vs.	26
Pierce (11-0)		45

CHAMPIONSHIP GAME

UNL - Memorial Stadium
Tuesday • Nov. 22 • 2:45 PM

Aurora (12-0)	vs.	Pierce (12-0)
-------------------------	-----	-------------------------

First Round, October 28

Aurora 43, Scotus Central Catholic 13
Lincoln Christian 43, Omaha Roncalli Catholic 42
Boone Central 48, Minden 0
Ashland-Greenwood 35, Auburn 3
McCook 42, Broken Bow 14
Adams Central 29, Platteview 14
Columbus Lakeview 28, Wahoo 17
Pierce 49, Central City 8

Class C1

NSAA Football Bracket

Quarterfinals • Nov. 4

Hastings St. Cecilia (10-0)	vs.	20
Battle Creek (8-2)		28

Cedar Catholic (7-3)	vs.	10
Malcolm (10-0)		9

Norfolk Catholic (10-0)	vs.	62
Lincoln Lutheran (7-3)		42

Oakland-Craig (8-2)	vs.	28
Ord (9-1)		35

Semifinals
Nov. 11

Battle Creek (9-2)	vs.	0
Cedar Catholic (8-3)		6

Norfolk Catholic (11-0)	vs.	38
Ord (10-1)		6

CHAMPIONSHIP GAME

UNL - Memorial Stadium
Tuesday • Nov. 22 • 10:15 AM

Cedar Catholic (9-3)	vs.	Norfolk Catholic (12-0)
--------------------------------	-----	-----------------------------------

First Round, October 28

Hastings St. Cecilia 29, Valentine 16
Battle Creek 42, Gordon-Rushville 14
Cedar Catholic 44, Mitchell 14
Malcolm 64, Archbishop Bergan 17
Norfolk Catholic 28, Yutan 14
Lincoln Lutheran 31, Bishop Neumann 21
Oakland-Craig 56, Fillmore Central 30
Ord 40, Chase County 0

Class C2

NSAA Football Bracket



TEAM INFORMATION

Superintendent: Jody Phillips
Principal: Doug Kittle
Athletic Director: Jay Staehr
NSAA Team Enrollment:148
Conference: Central West
Head Coach: Kyle Peterson
Assistant Coaches: Tim Elge, Cole Ashby, K.C. Lathrop, Dana Thompson, Madison Farris, James McCartney, Gary Peters
Playoff Appearances: 36
Most Recent Playoff Appearance: 2021
State Champion: B/2008, B/2009, C1/2018
Runner-up: B/1981, B/1986, B/1995, B/2015, B/2020, B/2021

2022 SCHEDULE

Opponent	W/L	Score
Northwest	W	43-13
Boone Central	W	34-13
Ashland-Greenwood	W	33-14
Platteview	W	58-6
St. Paul	W	54-13
Minden	W	54-14
Adams Central	W	41-7
Fairbury	W	73-19
Central City	W	49-21
Scotus Central Catholic	W	43-13
Lincoln Christian	W	48-28
Boone Central	W	40-19

2022 ROSTER

No.	Name	GR	POS	HT	WT	No.	Name	GR	POS	HT	WT
		Off/Def						Off/Def			
1	Carsen Staehr	12	WR/DB	6'0"	165	40	Ethan Jones	12	WR/LB	6'1"	160
2	Carlos Collazo	12	RB/DB	5'10"	190	41	Connor Smith	12	WR/LB	5'10"	170
3	Koby Nachtigal	12	WR/DB	6'1"	170	43	Tegan Burson	9	RB/DB	5'8"	130
4	Eli Perez	11	RB/DB	5'10"	160	44	Keegan Chaney	10	RB/LB	5'7"	165
5	Treshaun Beed	11	WR/DB	6'1"	160	45	Garrett Kuehner	9	TE/LB	5'8"	130
6	Dylan Danielson	12	WR/DB	6'4"	165	48	Gavin Logue	9	OL/LB	5'8"	125
7	Alex Wheeler	12	K/K	6'1"	160	50	Jack Allen	12	OL/DT	6'3"	250
8	Camden Holliday	12	TE/DE	6'6"	205	51	Jace Dorsey	10	OL/LB	6'0"	205
9	Devin Danielson	12	WR/LB	6'11"	160	52	Ethan Burson	12	C/NT	5'8"	220
10	Chase Phillips	12	WR/S	5'10"	160	53	Owen McKinney	10	OL/DE	6'1"	200
11	Drew Knust	12	QB/S	6'0"	165	54	Kellen Peterson	11	OT/DT	6'2"	225
12	Devin Otto	12	WR/DB	6'0"	160	55	Karson Meyer	12	OL/LB	5'11"	210
13	Kenny Owens	11	RB/LB	5'10"	175	56	Landon Siebke	10	OL/DT	5'11"	170
14	Canon Allen	9	QB/S	5'8"	130	57	Kayden Crosby	9	OL/DE	5'10"	155
15	Ryan Staehr	9	WR/DB	5'4"	120	58	Matthew Onnen	12	OL/LB	5'8"	200
16	Jayden Slagle	9	QB/DB	6'0"	135	59	Brennan Emahizer	11	OL/DE	6'2"	185
17	Tyson Dvorak	11	TE/DE	6'4"	175	60	Wyatt Parker	10	OL/LB	5'8"	155
18	Booker Scheierman	10	QB/DB	6'6"	165	61	Bradin Kennedy	11	OL/DG	6'0"	205
19	Clemens Kramer	12	WR/LB	5'10"	175	64	Garrett Bellis	12	OG/LB	5'10"	195
20	Jack Spiehs	10	WR/DB	5'8"	140	65	Daniel Fourcloud	11	OL/DT	5'11"	210
21	Julian Hernandez	10	WR/DB	5'10"	150	68	Angelo Holke	9	OL/DT	5'11"	210
22	Briggs Winfrey	10	WR/DB	5'5"	130	71	Chase Brei	10	OL/DT	6'0"	230
23	Asher Prins	10	WR/DB	5'10"	165	72	Dain Vap	9	OL/DE	6'4"	170
24	Ian Jensen	9	RB/LB	5'8"	120	76	Jeryn McClain	10	OL/DG	5'7"	200
25	Parker Smith	10	WR/DB	6'0"	160	78	Brady Freeman	11	OL/DT	6'0"	230
26	Maddex Egger	11	RB/DB	5'8"	150	80	Ethan Beed	9	WR/DB	5'3"	115
27	Lukas Fry	10	WR/DB	5'10"	140	81	Luke Grosshans	10	TE/LB	6'1"	205
30	Myles Clark	10	WR/DB	5'6"	140	82	Brooks Handrup	9	WR/DB	5'6"	120
31	Britton Kemling	12	RB/LB	5'11"	185	83	Rylan Bartek	10	TE/LB	6'3"	170
32	Weston Kinne	10	WR/LB	5'11"	160	84	Lucas Riley	11	TE/DG	6'0"	170
34	Evan Hermanson	10	RB/LB	5'11"	140	85	Brett Mellies	9	WR/DB	5'9"	125
35	Kaiden Wineteer	11	WR/DB	6'0"	165	86	Orion Hamilton	10	WR/DB	5'9"	140
36	Collin Stolpe	9	FB/LB	5'10"	180	87	Wade Ohlson	12	TE/LB	6'2"	210
39	Damian Stanley	11	RB/LB	6'0"	165						





TEAM INFORMATION

Superintendent: Kendall Steffensen
Principal: Mark Brahmer
Athletic Director: Darren Sindelar
NSAA Team Enrollment: 94
Conference: Mid-State
Head Coach: Mark Brahmer
Assistant Coaches: Tyler Legate, Kyle Simmons, Grant Doerr, Les Painter, Carl Scholting, Jack Shadley, Alex Thramer
Playoff Appearances: 34
Most Recent Playoff Appearance: 2021
State Champion: C1/1978, C1/2007, C1/2008, C1/2020
Runner-up: B/1977, B/1989, C1/1999, C1/2001, C1/2010, C1/2019, C1/2021


2022 SCHEDULE

Opponent	W/L	Score
Wahoo	W	38-7
Scotus Central Catholic	W	45-7
Arlington	W	68-14
Omaha Roncalli Catholic	W	57-35
Wayne	W	58-6
ONeill	W	54-20
Central City	W	56-35
Boone Central	W	48-26
West Point-Beemer	W	54-20
Central City	W	49-8
Columbus Lakeview	W	33-23
Adams Central	W	45-26



2022 ROSTER

No.	Name	GR	POS	HT	WT	No.	Name	GR	POS	HT	WT
		Off/Def						Off/Def			
1	Brenden Bolling	9	WR/DB	'''	140	52	Trever Montgomery	11	OG/DE	'''	165
2	Kaden Froehlich	11	TE/LB	'''	160	53	Tate Reinke	11	OG/DE	'''	165
3	Brock Collison	9	QB/LB	'''	135	54	Camden Jansen	11	C/DE	'''	180
4	Ryder Theisen	9	WR/DB	'''	130	55	Grant Snodgrass	12	OG/DE	'''	185
5	Caleb Newman	11	WR/DB	'''	135	55	Brayden Suckstorf	9	OT/DE	'''	160
6	Tyler Schulz	9	QB/LB	'''	160	56	Dawson Raabe	12	C/DT	'''	295
7	Keenan Valverde	11	RB/LB	'''	155	56	Kreighton Simpson	10	C/LB	'''	160
8	Gavin Sullivan	11	RB/LB	'''	170	57	Anthony Castillo	10	OG/LB	'''	185
9	Keegen Larson	11	WR/DB	'''	145	58	Zavien Buol	11	OG/DT	'''	205
10	Anthony Leise	10	WR/DB	'''	145	59	Boston Krueger	9	OT/DT	'''	225
12	Deon Watts	11	TE/LB	'''	180	59	Bode Hoffmann	12	OG/DE	'''	220
13	Karter Wolfe	12	RB/LB	'''	160	60	Zach Meier	11	OG/LB	'''	165
14	Dayton Watts	9	TE/LB	'''	140	61	Jackson Zimmerman	11	OG/DT	'''	190
15	Benjamin Brahmer	12	TE/LB	'''	215	62	Brecken Schwartz	10	OG/LB	'''	165
16	Jacksen Wachholtz	12	WR/DB	'''	165	63	Brady Schwartz	10	C/DT	'''	215
17	Abram Scholting	12	QB/DB	'''	185	64	Bergin Gossman	9	OG/DE	'''	145
18	Colby Anderson	12	WR/DB	'''	160	65	Carter Meier	12	OT/DT	'''	265
19	Jayden Coulter	12	WR/LB	'''	170	66	Cole Clausen	9	OT/DT	'''	165
21	Bryce Lindstrom	9	RB/LB	'''	150	67	Christian Nordby	9	OT/DT	'''	195
22	Peyton Kruntorad	10	RB/DB	'''	145	68	Kaiden Fritz	9	OG/LB	'''	175
23	Chase Rasmussen	10	WR/DB	'''	145	69	Austin Kerber	9	OT/DT	'''	215
24	Ben Bolling	10	RB/LB	'''	155	70	Blake Bolling	12	OG/DT	'''	180
25	Draydin Gossman	9	RB/LB	'''	135	71	Jax Bauer	9	OT/DT	'''	195
26	Turner Wolfe	10	RB/LB	'''	145	72	Dakota Marks	12	OT/DT	'''	250
27	Talon Balaski	10	WR/DB	'''	140	73	Jacob Wragge	11	OT/DT	'''	270
30	Keaton Weeder	12	TE/LB	'''	175	74	Schuyler Simpson	12	OT/DT	'''	265
31	Corbin Pfeil	10	WR/DB	'''	130	75	Clayton Carlson	10	OT/DE	'''	190
32	Isaiah Yarde	10	TE/LB	'''	150	76	Luke Endorf	12	OG/DE	'''	185
33	Colter Anderson	9	RB/DE	'''	160	77	Cooper Wachholtz	10	OT/DT	'''	225
35	Brody Coulter	9	TE/LB	'''	145	78	Tysen Parsons	11	OT/DT	'''	210
38	Nik Harvey	12	RB/LB	'''	190	79	Jesse Huwaldt	10	OT/DT	'''	255
42	Payton Cederburg	10	WR/DB	'''	135	80	Addison Croghan	12	WR/DB	'''	160
43	Hayden Bauer	9	TE/LB	'''	155	81	Lucas Scriver	11	TE/DE	'''	170
44	Jackson Fischer	9	RB/LB	'''	150	82	Josiah Ahlers	9	WR/DB	'''	130
45	Tristan Kuehler	12	RB/LB	'''	170	85	Keaton Frazier	9	TE/LB	'''	160
48	Kaden Mosel	11	TE/DE	'''	175	87	Clay White	9	TE/DE	'''	145
50	Korvin Fritz	11	C/LB	'''	165	88	Wyatt Asmus	10	TE/DE	'''	180
51	Keyston Pfanstiel	10	OG/DE	'''	160	89	Skyler Stern	9	WR/LB	'''	130
52	Cameron Kuehler	9	OG/DT	'''	180						



TEAM INFORMATION

Superintendent: Fr. Owen Korte
Principal: Christopher Uttecht
Athletic Director: Chad Cattau
NSAA Team Enrollment: 53
Conference: Mid-State
Head Coach: Chad Cattau
Assistant Coaches: Taylor Johnson, James Kaiser, Justin Kerkman, Joe Schroeder, Dante Schmit
Playoff Appearances: 28
Most Recent Playoff Appearance: 2021
Runner-up: C2/2001, C2/2009, C2/2014


2022 SCHEDULE

Opponent	W/L	Score
Tekamah-Herman	W	50-8
Aquinas Catholic	W	33-3
Yutan	W	35-6
Logan View/Scribner-Snyder (LVSS)	W	47-7
Oakland-Craig	L	19-21
West Holt	W	42-0
Battle Creek	L	12-20
Ponca	W	54-7
Norfolk Catholic	L	0-14
Mitchell	W	44-14
Malcolm	W	10-9
Battle Creek	W	6-0

2022 ROSTER

No.	Name	GR	POS	HT	WT	No.	Name	GR	POS	HT	WT
		Off/Def						Off/Def			
1	Matthew Loecker	10	WR/DB	5'9"	140	35	James Christensen	12	FB/LB	6'0"	180
2	Keyton Arens	10	RB/LB	5'7"	150	41	Castin Pinkelman	10	TE/LB	5'10"	140
3	Jaymison Cattau	10	WR/S	6'4"	165	42	Quinn Hochstein	9	TE/LB	5'8"	135
4	Nolan Becker	10	WR/CB	6'2"	160	43	Karsan Albers	11	FB/LB	5'7"	180
5	Carson Arens	12	WR/CB	6'2"	180	44	Maverick Heine	9	WR/CB	5'4"	115
6	Andrew Jones	12	RB/CB	6'2"	190	48	Braeden Kleinschmit	10	FB/LB	5'6"	145
7	Grant Arens	12	WR/CB	6'0"	175	50	Jacob Steffen	10	OT/DT	6'1"	230
8	Alex Kuehn	11	WR/LB	6'1"	180	51	Logan Eickhoff	11	OT/DT	6'4"	240
9	Ty Thoene	11	RB/S	5'7"	175	52	Nicholas Coleman	10	OG/DT	5'9"	190
10	Tavius Pinkelman	11	WR/CB	5'7"	130	55	Jay Steffen	12	OT/DT	5'10"	260
12	Breiton Whitmire	9	RB/LB	5'8"	150	56	Maxwell Steffen	12	OG/DT	6'0"	230
13	Brett Kleinschmit	12	RB/LB	6'0"	180	57	Weston Heine	12	C/NT	6'1"	210
15	Mason Baller	9	QB/CB	5'8"	120	61	Owen Dendinger	12	OG/DT	5'10"	250
16	Braeden Reifenrath	10	QB/CB	6'2"	160	62	Logan Rohan	11	OT/NT	6'2"	330
17	Cazden Christensen	12	WR/CB	5'10"	160	64	Langston Christensen	9	C/DT	5'7"	150
18	Joachim Steffen	10	WR/CB	5'10"	150	65	Samuel Wiebelhaus	9	OG/DT	5'8"	190
21	Brady Hochstein	9	RB/LB	5'7"	130	67	Kighter Wortmann	9	OG/DT	5'10"	160
22	Hunter Kuchta	9	WR/CB	5'6"	130	71	Ryan Pick	10	OG/DT	5'11"	210
23	Jaelen Lammers	12	TE/LB	5'10"	170	72	James Fischer	12	OT/DT	6'1"	210
24	Spencer Albers	12	TE/LB	6'0"	185	73	Jack Christensen	10	OT/DT	5'10"	200
25	Keaton Steffen	12	WR/S	6'2"	180	75	Andrew Heimes	11	OG/DT	5'7"	190
27	Booker Hochstein	9	WR/CB	5'7"	130	76	Paul Kleinschmit	11	C/DT	6'3"	215
28	Grayden Hochstein	11	TE/LB	5'11"	155	78	Jared Rutar	9	OG/LB	6'2"	180
30	Wesley Pinkelman	9	WR/CB	5'7"	130	85	Jaxson Bernecker	12	TE/LB	6'5"	200
31	Graham Potts	9	TE/LB	6'3"	155	86	Ryan Lammers	9	WR/CB	5'7"	125
34	Nolan Heimes	9	WR/CB	5'7"	135						





TEAM INFORMATION

Superintendent: Fr. Pat McLaughlin
Principal: Amy Wattier
Athletic Director: Jeff Bellar
NSAA Team Enrollment:60
Conference: Mid-State
Head Coach: Jeff Bellar
Assistant Coaches: Tim Kassmeir, Todd Pospisil, Jason Konicek, Jordan Bellar, Travis Fisher
Playoff Appearances: 38
Most Recent Playoff Appearance: 2021
State Champion: C1/1983, C1/1991, C1/1998, C1/1999, C1/2004, C1/2005, C1/2010, C1/2011, C1/2012, C1/2017
Runner-up: C1/1984, C2/1987, C1/1993, C2/1996, C1/2009, C1/2015, C2/2018, C2/2021

2022 SCHEDULE


Opponent	W/L	Score
Oakland-Craig	W	37-12
Ord	W	35-14
Logan View/Scribner-Snyder (LVSS)	W	49-7
Louisville	W	49-7
West Holt	W	55-6
Battle Creek	W	28-7
Ponca	W	1-0
Wayne	W	63-14
Cedar Catholic	W	14-0
Yutan	W	28-14
Lincoln Lutheran	W	62-42
Ord	W	38-6

2022 ROSTER

No.	Name	GR	POS	HT	WT	No.	Name	GR	POS	HT	WT
		Off/Def						Off/Def			
1	Mason Timmerman	12	SE/CB	5'9"	155	35	Kaden Vu	9	SE/CB	5'7"	120
2	Hayden Kelley	10	WB/CB	6'0"	165	44	Oliver Daniel	9	FB/LB	5'9"	
3	Triston Hoelsing	12	SE/CB	5'9"	165	50	Javier Hernandez	11	OG/DE	6'1"	195
4	Callen Marshall	9	QB/CB	5'10"	160	51	Jayce Marksmeier	10	OT/DT	5'11"	220
5	Max Hammond	10	TE/LB	6'0"	185	52	Gavin Yosten	12	OT/DT	6'2"	230
6	Karter Kerkman	12	RB/LB	6'1"	195	53	Brenden Flood	10	OG/LB	6'1"	175
7	Ashten Cunningham	12	FB/LB	5'9"	170	54	Kyan Clausen	11	OG/DT	5'9"	155
8	Clayton Carney	11	WB/S	5'11"	165	55	Ethan Reardon	12	C/DE	5'11"	215
9	Aiden Corr	10	SE/LB	6'0"	165	56	Mason Weidner	11	OG/LB	6'1"	200
10	Sam Speidel	11	TE/DE	6'4"	105	57	Caden Arens	12	OT/DT	5'11"	255
11	Brandon Kollars	11	RB/LB	5'10"	185	58	Kade Pieper	12	OG/DE	6'4"	245
12	Tyler Pfeifer	10	RB/CB	5'11"	155	60	Daniel Vuchetich	11	OG/LB	5'10"	160
13	Kohlson Classen	12	TE/LB	5'10"	170	62	Mason Maas	11	C/LB	5'10"	170
14	Aiden Kosch	11	SE/CB	6'3"	170	63	Corbyn Puntney	9	C/LB	6'0"	150
15	Carter Janssen	11	QB/LB	6'1"	175	65	Sam Johnson	10	OT/DT	6'1"	275
16	Carter Fisher	10	SE/CB	5'9"	130	68	Noah Morland	11	OG/LB	5'10"	160
17	Cameron Borgmann	12	SE/LB	6'1"	175	69	Tyson Risinger	10	OT/DT	5'11"	260
18	Braeden Burbach	10	TE/DE	6'6"	195	70	Edwin Alarcon	9	OT/DE	6'0"	220
19	Mason Dusek	10	FB/LB	5'8"	155	71	Nolan Fennessy	11	OT/DE	6'5"	250
20	Danny Kollars	9	WB/LB	5'9"		72	Owen Snodgrass	10	C/LB	6'0"	165
22	Kanyon Talton	12	FB/DB	5'8"	160	73	Shaun Clinch	10	OG/DE	6'0"	215
25	Trevin Sukup	10	RB/CB	5'9"	160	77	Ben Sousek	11	OG/DT	6'0"	250
26	John Clausen	12	WB/LB	6'1"	165	78	Leighton Burbach	9	OT/DE	6'3"	190
28	Nathan Timmerman	9	RB/S	5'10"	160	82	Ty Geiger	9	SE/CB	5'7"	140
33	Gage Yosten	9	TE/DE	6'1"	200						




2021 CHAMPIONS



2021 CHAMPIONS



CLASS C1
Columbus Lakeview



CLASS C2
Archbishop Bergan



All your needs. One solution.

Support all of your school's teams under one roof with a Hudl athletic department package.



Film Room

Our intuitive video tools get your athletes better prepared for opportunities at the next level.

Highlights

Intuitive creation tools let you build and share dynamic highlight reels to show off in seconds.

Data On-Demand

Get interactive data reports on all of your game and scout film, in less than a day.

Community

Sharing your video with your fans and followers is simple, so you can make lasting memories.

Learn more at hudl.com/solutions/high-school

CALLAM
SPORTS PHOTOGRAPHY

Official photographer for NSAA championship events
 website: callamsportsphoto.com email: callamsports@gmail.com


SOUTHEAST COMMUNITY COLLEGE
STORM

SCC adding these sports:


<u>For Women</u>	<u>For Men</u>
Esports	Esports
Golf	Rodeo
Rodeo	Tennis
Tennis	Track & Field
Track & Field	Trapshooting
Trapshooting	Volleyball
Wrestling	Wrestling

Find Our Prospect Forms at: <https://bit.ly/3SWFrTV>

2021 CHAMPIONS



CLASS D1
Howells-Dodge



CLASS D2
Kenesaw

Class D1

NSAA Football Bracket

Quarterfinals • Nov. 4

North Platte St. Patrick's (9-0)	vs.	63
Elmwood-Murdock (8-1)		16

Neligh-Oakdale (8-1)	vs.	40
Riverside (8-1)		28

Stanton (9-0)	vs.	52
Nebraska Christian (7-2)		24

Clarkson/Leigh (8-1)	vs.	46
Weeping Water (5-4)		18

Semifinals Nov. 11

North Platte St. Patrick's (10-0)	vs.	28
Neligh-Oakdale (9-1)		50

Stanton (10-0)	vs.	12
Clarkson/Leigh (9-1)		54

First Round, October 21

North Platte St. Patrick's 56, Elkhorn Valley 24
 Summerland 28, Bridgeport 14
 Hi-Line 52, Arapahoe 16
 Sandy Creek 24, Sandhills Valley 18
 Neligh-Oakdale 70, Cambridge 22
 Nebraska Christian 38, Alma 36
 Ravenna 42, Perkins County 18
 Riverside 55, Maxwell 12
 Laurel-Concord-Coleridge 68, Mead 20
 Heartland 20, EMF 18
 Clarkson/Leigh 28, Wisner-Pilger 23
 Thayer Central 44, Shelby-Rising City 0
 Weeping Water 42, Cross County 22
 Elmwood-Murdock 59, Plainview 26
 Crofton 40, Freeman 27
 Stanton 79, Pender 20

CHAMPIONSHIP GAME

UNL - Memorial Stadium
 Monday • Nov. 21 • 2:45 PM

Neligh-Oakdale (10-1)	vs.	Clarkson/Leigh (10-1)
---------------------------------	-----	---------------------------------

Second Round, October 28

North Platte St. Patrick's 50, Sandy Creek 14
 Elmwood-Murdock 50, Hi-Line 30
 Neligh-Oakdale 34, Heartland 22
 Riverside 30, Summerland 18
 Stanton 54, Ravenna 18
 Nebraska Christian 14, Thayer Central 8
 Clarkson/Leigh 22, Crofton 14
 Weeping Water 40, Laurel-Concord-Coleridge 22

Quarterfinals • Nov. 4

Howells-Dodge (9-0)	vs.	58
Dundy County Stratton (8-1)		8

Central Valley (8-1)	vs.	42
BDS (9-0)		20

Wynot (8-1)	vs.	22
Bloomfield (8-1)		34

Elm Creek (8-1)	vs.	6
Hitchcock County (9-0)		58

Semifinals Nov. 11

Howells-Dodge (10-0)	vs.	50
Central Valley (9-1)		12

Bloomfield (9-1)	vs.	0
Hitchcock County (10-0)		48

First Round, October 21

Hitchcock County 78, Maywood-Hayes Center 0
 South Loup 40, Kenesaw 6
 Elm Creek 52, Mullen 8
 Dundy County Stratton 42, Axtell 8
 Ainsworth 64, Loomis 20
 Central Valley 52, St. Mary's 6
 Twin Loup 66, EPPJ 26
 Sandhills/Theford 80, Hyannis 28
 Howells-Dodge 64, Creighton 12
 Humphrey St. Francis 64, Falls City Sacred Heart 12
 Johnson-Brock 58, Wausa 22
 Bloomfield 88, Humphrey/Lindsay Holy Family 0
 BDS 46, Nebraska Lutheran 6
 Osceola 88, Fullerton 38
 Lawrence-Nelson 62, Lourdes Central Catholic 16
 Wynot 56, Winside 20

CHAMPIONSHIP GAME

UNL - Memorial Stadium
 Monday • Nov. 21 • 10:15 AM

Howells-Dodge (11-0)	vs.	Hitchcock County (11-0)
--------------------------------	-----	-----------------------------------

Second Round, October 28

Howells-Dodge 40, South Loup 12
 Dundy County Stratton 48, Johnson-Brock 8
 Central Valley 20, Sandhills/Theford 16
 BDS 54, Lawrence-Nelson 26
 Wynot 34, Twin Loup 28
 Bloomfield 44, Osceola 42
 Elm Creek 33, Ainsworth 18
 Hitchcock County 52, Humphrey St. Francis 0

Class D2

NSAA Football Bracket



TEAM INFORMATION

Superintendent: Ron Beacom
Principal: Ben Dempsey
Athletic Director: Landon Bloedorn
NSAA Team Enrollment: 38
Conference: Niobrara Valley
Head Coach: Ron Beacom
Assistant Coaches: Brett Arehart,
 Dexter Hanzel
Playoff Appearances: 13
Most Recent Playoff Appearance: 2021

2022 SCHEDULE

Opponent	W/L	Score
Howells-Dodge	L	12-50
Guardian Angels Central Catholic	W	58-14
Crofton	W	36-18
Elkhorn Valley	W	50-30
Plainview	W	90-56
Summerland	W	64-36
North Central	W	80-26
Lutheran High Northeast	W	58-20
Cambridge	W	70-22
Heartland	W	34-22
Riverside	W	40-28
North Platte St. Patrick's	W	50-28

2022 ROSTER

No.	Name	GR	POS	HT	WT	No.	Name	GR	POS	HT	WT
		Off/Def						Off/Def			
1	Aiden Kuester	12	QB/DB	6'0"	185	14	Dylan Wright	10	WR/DB	5'9"	140
2	Carson Whitesel	12	WR/DB	5'9"	141	15	Alberto Avila	10	OL/DT	5'10"	176
3	Colson Krebs	11	WR/DB	5'9"	152	20	Dylan Furstenau	9	RB/DB	5'6"	137
4	Bryson Gadeken	11	RB/LB	6'2"	102	33	Chase Thomas	10	OL/DE	6'0"	193
5	Levi Druke	12	OL/LB	5'7"	181	40	Jacob Henery	11	OL/DE	6'0"	182
7	Jaydrian Parra	10	RB/DE	5'8"	155	56	Dane Schmoltdt	9	TE/DE	6'0"	161
8	Chase Furstenau	11	WR/DB	5'10"	160	63	Landyn Schrader	12	OL/DT	6'2"	241
9	Kegan Payne	11	WR/DB	5'11"	162	70	Grayson Kight	9	OL/DT	6'0"	232
11	Corbin Hoefler	9	RB/LB	5'8"	140	80	Cameron Schindler	12	TE/DE	6'0"	175
12	Andrew Henery	9	WR/DB	5'7"	126	88	Christian Rodgers	10	OL/DT	6'1"	247





TEAM INFORMATION

Superintendent: Rich Lemburg, Cole Fischer
Principal: Lee Schneider, Andrew Faltys
Athletic Director: Lee Schneider, Andrew Faltys
NSAA Team Enrollment:49
Conference: East Husker
Head Coach: Jim Clarkson
Assistant Coaches: Bob McEvoy, Matt Murren, Jeff Bachman, Eric Hays, Jorge Gomez
Playoff Appearances: 11
Most Recent Playoff Appearance: 2021

2022 SCHEDULE

Opponent	W/L	Score
EMF	W	56-38
Pender	W	66-36
Bancroft-Rosalie	W	22-0
Shelby-Rising City	W	54-26
Twin River	W	52-0
Cedar Bluffs	W	60-8
Cross County	L	28-30
Madison	W	64-12
Wisner-Pilger	W	28-23
Crofton	W	22-14
Weeping Water	W	46-18
Stanton	W	54-12

2022 ROSTER

No.	Name	GR	POS	HT	WT	No.	Name	GR	POS	HT	WT
		Off/Def						Off/Def			
2	Mason Whitmore	12	TE/S	6'2"	185	34	Jacob Koehn	10	RB/LB	5'8"	170
3	Grant Hanel	9	RB/DB	5'6"	120	36	Jack Brabec	11	TE/DB	5'8"	140
4	Kyle Kasik	12	RB/DB	5'10"	180	38	Garrett Stodola	11	RB/LB	5'9"	160
7	Coal Fernau	9	RB/DB	5'6"	100	40	Connor Jurgensen	11	TE/LB	5'11"	170
8	Ryan Brichacek	11	QB/DB	5'9"	160	41	Jackson Koehn	12	C/DE	5'11"	195
9	Corey Steffensmeier	9	TE/DB	6'0"	155	43	Kyle Holmberg	12	TE/DE	6'0"	190
10	Jase Indra	12	RB/DB	5'7"	140	44	Troy Graybill	11	OG/NT	5'11"	180
11	Luke Eisenmann	9	RB/DB	5'5"	125	45	Jordan Noonan	11	OG/DE	5'10"	190
13	Drew Beeson	12	RB/LB	5'10"	190	47	George Waterman	9	TE/DE	5'10"	160
14	Jaden Stoklasa	11	OL/DE	5'10"	160	48	James Grotelueschen	11	TE/LB	5'9"	160
17	Tucker Matthies	9	TE/DB	5'10"	150	51	Brody Vodehnal	9	OG/NT	5'10"	220
18	Mic Sayers	11	TE/DE	6'1"	160	54	Christian Hamernik	11	TE/DE	6'1"	180
22	Isaac Baumert	11	RB/LB	5'9"	140	56	Levi Gall	9	C/NT	5'9"	230
25	Dalton Zulkoski	12	TE/DB	5'9"	155	62	Nathan Bahns	11	OG/DE	6'1"	160
26	Wyatt Crosley	9	QB/DB	5'8"	135	72	Andrew Rivera	11	OG/NT	6'1"	340
27	Jacob Kroeger	9	OG/DE	6'7"	250	74	Samuel Zuniga-Pocasangre	11	OG/NT	5'11"	230
31	Joey Steffensmeier	11	QB/DB	5'11"	155	82	Brett Wemhoff	9	OL/NT	5'11"	230
32	Dylan Higby	11	RB/LB	5'8"	160	85	Kyle McMullin	9	OG/DE	6'0"	190
33	Trey Steffensmeier	11	TE/DB	6'1"	165	88	Korbin Lemburg	10	C/NT	6'2"	290





TEAM INFORMATION


Superintendent: Mark Ernst
Principal: Jordan Brabec
Athletic Director: Jordan Brabec
NSAA Team Enrollment: 35
Conference: East Husker
Head Coach: Mike Speirs
Assistant Coaches: Luke Dobbins, Wes Pokorny, Mark Ernst, Nathan Bazata
Playoff Appearances: 11
Most Recent Playoff Appearance: 2021
State Champion: D1/2021

2022 SCHEDULE

Opponent	W/L	Score
Neligh-Oakdale	W	50-12
Fullerton	W	58-16
Wynot	W	54-20
Humphrey/Lindsay Holy Family	W	66-6
East Butler	W	58-8
Humphrey St. Francis	W	44-8
Winside	W	58-6
Walthill	W	1-0
Creighton	W	64-12
South Loup	W	40-12
Dundy County Stratton	W	58-8
Central Valley	W	50-12

2022 ROSTER

No.	Name	GR	POS	HT	WT	No.	Name	GR	POS	HT	WT
		Off/Def						Off/Def			
1	Lane Belina	11	RB/DB	5'10"	175	24	Oscar Dominguez	11	TE/DE	6'3"	180
2	Konner Bourek	9	OL/LB	5'8"	165	25	Dylan Brichacek	10	RB/LB	5'6"	140
3	Lance Brester	12	RB/DB	6'3"	185	26	Cooper Kreikemeier	9	RB/DB	5'5"	125
4	Aiden Meyer	12	TE/DE	6'4"	180	28	Jestin Bayer	12	RB/LB	5'10"	195
6	Brittin Sindelar	12	QB/DB	5'8"	150	32	Cash Renz	9	OL/DE	5'6"	140
7	Colton Klosen	11	TE/LB	5'10"	180	35	Ethan Coufal	9	TE/DE	5'10"	135
8	Kellen Fiala	12	RB/DB	5'7"	140	44	Matt Brester	10	OL/NT	6'1"	180
10	Rylan Nelson	11	TE/DB	6'0"	160	45	Ethan Prusa	9	TE/DE	6'0"	140
12	Carson Heard	10	QB/DB	5'7"	125	50	Nathan Tomcak	9	OL/LB	5'8"	165
14	Preston Jensen	11	RB/DB	5'6"	150	55	Connor Kreikemeier	11	OL/DE	6'1"	190
15	Landon Dobbins	11	QB/DB	5'8"	150	56	Melvin Delgado	10	C/NT	5'10"	185
17	Noah Coufal	9	RB/DB	5'5"	110	60	Alex Beyer	10	OL/NT	6'1"	185
20	Dane Meyer	9	QB/DB	5'6"	125	64	Nathan Hegemann	11	OL/DE	6'3"	215
21	Caleb Perrin	12	TE/DB	5'10"	170	74	Cole Grovijohn	12	C/DE	6'0"	195
22	Hunter Luther	9	RB/LB	5'11"	165	84	Andre Martin	9	TE/DE	6'1"	140
23	Grant Perrin	9	OL/LB	5'10"	150	93	Aandy Dominguez	12	OL/NT	6'1"	205





TEAM INFORMATION


Superintendent: Rob Sattler
Principal: Rob Sattler
Athletic Director: Randall Rath
NSAA Team Enrollment: 35
Conference: Republican Plains Activities
Head Coach: Randall Rath
Assistant Coaches: Loren Wagner, Scott Porter, Blake Shuler, Dusty Gaston, Cale Brown
Playoff Appearances: 7
Most Recent Playoff Appearance: 2021

2022 SCHEDULE

Opponent	W/L	Score
Bayard	W	72-8
Sandhills/Thedford	W	44-0
South Loup	W	36-24
Loomis	W	68-0
Bertrand	W	78-8
Maywood-Hayes Center	W	1-0
Dundy County Stratton	W	44-6
Medicine Valley	W	1-0
Maywood-Hayes Center	W	78-0
Humphrey St. Francis	W	52-0
Elm Creek	W	58-6
Bloomfield	W	48-0

2022 ROSTER

No.	Name	GR	POS	HT	WT	No.	Name	GR	POS	HT	WT
		Off/Def						Off/Def			
1	Adam Kisker	9	TE/DB	6'1"	170	24	Darin Neben	11	TE/LB	5'8"	142
2	David Beasley	11	RB/LB	5'8"	138	25	Jaret Neben	9	RB/LB	5'9"	141
3	Dalten Hagan	10	OG/LB	5'7"	186	27	Keegan Shuler	12	OG/LB	6'0"	218
4	Drew Scott	12	RB/S	6'1"	176	31	Trent Kisker	12	TE/DE	6'1"	192
5	Karson Shuler	9	RB/LB	5'11"	162	33	Jayce Hauxwell	9	TE/CB	5'9"	128
7	Jaxon Unrein	11	RB/DB	6'0"	144	35	Jakob Wagner	9	OG/DE	5'8"	175
9	Keynan Gaston	12	QB/LB	5'11"	192	40	Dylan Kollmorgen	9	TE/DB	5'5"	105
10	Gavin Losey	12	OG/LB	5'9"	158	42	Samuel Hare	9	OG/LB	5'8"	157
12	Jack Baker	9	QB/DB	5'8"	132	44	Karson Hubl	9	C/NT	6'0"	183
13	Mason Schilke	10	TE/DB	5'9"	152	66	Taylor Hubl	11	C/NT	6'0"	272
15	Ashton ParkerJohnson	11	TE/DB	5'11"	136	80	Brenden Hedrick	9	OG/DE	5'10"	158
20	Kolyn Gaston	12	RB/DB	6'0"	187	82	Tanner O'Brien	12	OG/DE	5'8"	181
21	Connor Latta	9	RB/DE	5'7"	154	88	Brayden Melchert	9	C/NT	6'0"	192
22	Nathan Kollmorgen	11	TE/NT	5'9"	150	99	Jayden Loghry	9	OG/NT	6'1"	261
23	Wade Wagner	9	RB/LB	5'9"	150						



WELCOME TO KEARNEY



CLASS D6 FOOTBALL CHAMPIONSHIPS



ARCHWAY



BIG APPLE FUN CENTER



DOWNTOWN

Filled with cultural attractions, family-friendly activities, unique shopping, amazing parks and a variety of tasty restaurants, there is something for everyone to enjoy in Kearney!

LEARN MORE:

[visitkearney.org](https://www.visitkearney.org)

308-237-3178



YANNEY PARK



CLASSIC CAR COLLECTION



HIKE/BIKE TRAIL



#VISITKEARNEY



Class D6

NSAA Football Bracket

Quarterfinals • Nov. 4

Sumner-Eddyville-Miller (9-0)	vs.	50
Shelton (7-2)		26

Parkview Christian (8-1)	vs.	54
Red Cloud (8-1)		32

Potter-Dix (9-0)	vs.	47
Pawnee City (7-2)		62

Hay Springs (6-3)	vs.	13
Arthur County (9-0)		48

Semifinals Nov. 11

Sumner-Eddyville-Miller (10-0)	vs.	22
Parkview Christian (9-1)		40

Pawnee City (8-2)	vs.	66
Arthur County (10-0)		54

CHAMPIONSHIP GAME

Cope Stadium - UNK
Friday • Nov. 18 • 7:00 p.m.

Parkview Christian (10-1)	vs.	
Pawnee City (9-2)		

First Round, October 28

Sumner-Eddyville-Miller 77, Wallace 31
Shelton 65, Sterling 20
Parkview Christian 61, Southwest 27
Red Cloud 60, Hampton 14
Potter-Dix 109, Brady 41
Pawnee City 64, Stuart 8
Hay Springs 28, Cody-Kilgore 12
Arthur County 77, Wilcox-Hildreth 12

2021 CHAMPION



CLASS D6
Cody-Kilgore



TEAM INFORMATION

Superintendent: PJ Book
Principal: PJ Book
Athletic Director: Jordan Lauterbach
NSAA Team Enrollment: 24
Conference: Frontier/MUDECAS
Head Coach: PJ Book
Assistant Coaches: Jordan Lauterbach,
 Austin Elm, Mark Stoley
Playoff Appearances: 8
Most Recent Playoff Appearance: 2021

2022 ROSTER

No.	Name	GR	POS	HT	WT	No.	Name	GR	POS	HT	WT
		Off/Def						Off/Def			
1	Brayden Bayliss	11	FB/DE	'''		31	Judah Sundermann	11	TE/DE	'''	
2	Noah Hawney	12	TE/LB	'''		40	Tristan Stabler	9	C/DE	'''	
7	Brayden Ulrich	12	TE/LB	'''		44	Chandler Page	12	RB/LB	'''	
10	Tobias Fulks	11	FB/LB	'''		46	Mikyle Stabler	12	TE/DE	'''	
12	Elijah Colbert	12	QB/LB	'''		50	Micah Minchow	12	C/DE	'''	
15	Lucas Katayama	12	QB/LB	'''		58	Anthony Page	11	TE/DE	'''	
19	Hudson Sundermann	12	TE/LB	'''		65	Jaxton Supencheck	11	TE/DE	'''	
23	Thomas Copeland	10	RB/LB	'''		88	Alexander Rohrbaugh	11	RB/LB	'''	

2022 SCHEDULE

Opponent	W/L	Score
Hampton	W	46-6
Sumner-Eddyville-Miller	L	16-20
Heartland Lutheran	W	61-6
Sterling	W	59-20
Pawnee City	W	43-16
Meridian	W	57-8
Dorchester	W	64-0
Lewiston	W	62-30
Southwest	W	61-27
Red Cloud	W	54-32
Sumner-Eddyville-Miller	W	40-22





TEAM INFORMATION

Superintendent: Brian Rottinghaus
Principal: Derek Niss
Athletic Director: Derek Niss
NSAA Team Enrollment: 31
Conference: Pioneer/MUDECAS
Head Coach: Scott Brumbaugh
Assistant Coaches: Mason Amundson, Shane Maloley, Ben Blecha
Playoff Appearances: 12
Most Recent Playoff Appearance: 2021

2022 ROSTER

No.	Name	GR	POS Off/Def	HT	WT	No.	Name	GR	POS Off/Def	HT	WT
2	Areyu Kling	9	QB/LB	5'10"	150	16	Anthony Kling	10	TE/S	5'11"	165
3	Philip Layne	11	RB/S	5'9"	145	18	Hunter Johnson	12	TE/DE	6'4"	170
4	Jett Farwell	10	RB/LB	5'9"	155	22	Hunter Wake	9	TE/LB	5'11"	150
5	Justin Pierce	11	QB/S	5'8"	130	25	Dawson Wilkinson	9	RB/LB	5'7"	110
9	Jesse McLaughlin	10	RB/DE	5'9"	150	27	Joseph Marteney	12	C/DE	6'0"	230
12	Andy Maloley	12	RB/LB	5'10"	190	33	Hayden Binder	9	C/DE	5'11"	220
13	Tyler Tegtmeier	9	TE/S	5'6"	145						

2022 SCHEDULE

Opponent	W/L	Score
Franklin	W	48-7
Wetmore, KS	W	65-20
Red Cloud	L	30-55
Lewiston	W	64-27
Parkview Christian	L	16-43
Sterling	W	60-8
Meridian	W	56-14
Dorchester	W	50-20
Stuart	W	64-8
Potter-Dix	W	62-47
Arthur County	W	66-54



Championship History

CLASS A

2021-Gretna (12-1) 7, Omaha Westside (12-1) 3
(Title Vacated)

2020-Omaha Westside (10-0) 37, Elkhorn South (9-2) 21

2019-Bellevue West (13-0) 35, Omaha Westside (10-3) 0

2018-Omaha Burke (13-0) 24, Grand Island (10-3) 20

2017-Omaha North (12-1) 27, Kearney (12-1) 20

2016-Bellevue West (13-0) 43, Omaha North (12-1) 6

2015-Millard North (11-2) 21, Millard West (12-1) 14

2014-Omaha North (13-0) 41,
Creighton Preparatory School (11-2) 0

2013-Omaha North (12-1) 23, Omaha Westside (11-2) 21

2012-Millard North (13-0) 17, Omaha North (10-3) 14

2011-Lincoln Southeast (12-1) 21, Omaha Burke (12-1) 9

2010-Millard North (11-2) 28, Millard South (11-2) 20

2009-Millard South (13-0) 45, Millard West (10-3) 17

2008-Millard West (13-0) 21, Millard South (9-4) 8

2007-Omaha Central (11-2) 26, Millard North (10-3) 21

2006-Kearney (12-1) 41, Omaha Westside (12-1) 21

2005-Millard North (12-1) 35, Lincoln Southwest (12-1) 14

2004-Creighton Preparatory School (12-1) 21,
Millard North (6-7) 7

2003-Millard North (13-0) 38,
Creighton Preparatory School (12-1) 7

2002-Lincoln Southeast (12-1) 7, Millard North (12-1) 6

2001-Millard West (12-1) 28, North Platte (11-2) 14

2000-Lincoln Southeast (13-0) 14,
Creighton Preparatory School (12-1) 7 OT

1999-Creighton Preparatory School (12-1) 27,
Millard West (10-3) 17

1998-Lincoln Southeast (12-1) 23, Millard West (11-2) 7

1997-Lincoln Southeast (13-0) 33,
Papillion-La Vista (10-3) 14

1996-Papillion-La Vista (13-0) 35, Millard South (10-3) 6

1995-Millard South (11-2) 28, Papillion-La Vista (11-2) 24

1994-Norfolk (12-0) 27, Omaha Benson (9-3) 19

1993-Hastings (12-0) 14, Lincoln Southeast (10-2) 7

1992-Lincoln Southeast (10-2) 17, Lincoln High (10-2) 0

1991-Lincoln Southeast (9-3) 21,
Creighton Preparatory School (11-1) 7

1990-Papillion-La Vista (12-0) 42, Grand Island (11-1) 21

1989-Creighton Preparatory School (11-1) 17,
Lincoln Southeast (11-1) 8

1988-Creighton Preparatory School (10-2) 24,
Lincoln Southeast (9-3) 21

1987-Creighton Preparatory School (11-1) 17,
Grand Island (9-3) 3

1986-Creighton Preparatory School (11-1) 14,
Fremont (10-2) 0

1985-Creighton Preparatory School (12-0) 45,
Papillion-La Vista (9-3) 7

1984-Omaha Central (11-1) 34, Omaha Burke (8-4) 14

1983-Creighton Preparatory School (10-2) 25,
Omaha Gross Catholic (9-3) 21

1982-Omaha Westside (12-0) 34,
Lincoln Northeast (9-3) 0

1981-Omaha Westside (12-0) 26,
Omaha Northwest (10-2) 14

1980-Creighton Preparatory School (12-0) 24,
Omaha Burke (11-1) 7

1979-Lincoln East (11-1) 7, Omaha Westside (10-2) 0

1978-Grand Island 31 (9-2-1),
Creighton Preparatory School (10-2) 7

1977-Lincoln Southeast (10-1) 23,
Creighton Preparatory School (10-2) 6

1976-Lincoln Southeast (8-1-2) 20,
Creighton Preparatory School (8-3) 10

1975-Lincoln East (10-0-2) 20, Omaha Westside (9-2) 9

CLASS B

2021-Bennington (13-0) 42, Aurora (10-3) 14

2020-Elkhorn High (11-2) 42, Aurora (9-4) 12

2019-Omaha Skutt Catholic (13-0) 21, Scottsbluff (12-1) 20

2018-Omaha Skutt Catholic (13-0) 48, Scottsbluff (12-1) 27

2017-York (13-1) 31, Omaha Skutt Catholic (11-3) 0

2016-Elkhorn South (13-0) 34,
Omaha Skutt Catholic (10-3) 32

2015-Elkhorn South (13-0) 32, Aurora (12-1) 21

2014-Omaha Skutt Catholic (11-2) 40, Elkhorn (10-3) 10

2013-Omaha Skutt Catholic (12-1) 30, York (11-2) 0

2012-Omaha Gross Catholic (12-1) 14, Norris (10-3) 7

2011-Elkhorn (12-1) 26, Crete (12-1) 17

2010-Crete (13-0) 34, Elkhorn (10-3) 0

2009-Aurora (13-0) 34, Omaha Skutt Catholic (12-1) 21

2008-Aurora (12-1) 20, Beatrice (11-2) 14

2007-Crete (13-0) 14, McCook (12-1) 7 OT

2006-Crete (12-1) 28, Elkhorn (12-1) 14

2005-Omaha Skutt Catholic (13-0) 6, McCook (12-1) 0

2004-Lincoln Pius X (13-0) 14, McCook (12-1) 9

2003-McCook (13-0) 21, Omaha Roncalli Catholic (12-1) 0

2002-McCook (13-0) 39, Ralston (9-4) 14

2001-Seward (12-1) 35, Crete (11-2) 20

2000-Crete (10-3) 13, Scottsbluff (12-1) 3

1999-Elkhorn (13-0) 23, Scottsbluff (11-2) 8

1998-Lincoln Pius X (10-2) 39, Chadron (12-1) 14

1997-Lincoln Pius X (11-1) 47, Lexington (11-2) 8

1996-Elkhorn (13-0) 19, Crete (11-2) 14

1995-Lincoln Pius X (13-0) 24, Aurora (11-2) 7

1994-Hastings (10-2) 56, McCook (11-1) 16

1993-Columbus Scotus (13-0) 42, Adams Central (10-2) 24

1992-Elkhorn (13-0) 36, Lexington (11-1) 12

1991-Cozad (12-1) 17, Elkhorn (11-1) 6

1990-Mt. Michael Benedictine (11-1) 14,
Columbus Lakeview (12-1) 7

1989-Elkhorn (13-0) 33, Pierce (11-2) 17

1988-Blair (12-0) 26, Lexington (10-3) 14

1987-Broken Bow (11-2) 24, Elkhorn (12-1) 14

1986-Schuyler (13-0) 28, Aurora (10-3) 12

1985-Northwest (13-0) 35, Blair (11-1) 0

1984-Columbus Scotus (13-0) 10, Gothenburg (11-2) 6

1983-Platteview (11-2) 6,
Grand Island Central Catholic (11-1) 0

1982-Mt. Michael Benedictine (11-0) 38, O'Neill (9-2) 0

1981-Northwest (11-1) 55, Aurora (10-2) 0

1980-Waverly (11-1) 14, McCook (9-2) 7

1979-Norris (11-1) 20, Plattsmouth (10-2) 19

1978-Lincoln Pius X (10-0) 33, O'Neill (11-1) 14

1977-Minden (10-2) 21, Pierce (11-1) 7

1976-Schuyler (10-1) 16,
Grand Island Central Catholic (7-2-2) 15

1975-Lincoln Pius X (10-0) 27, Waverly (10-1) 0

CLASS C1

2021-Columbus Lakeview (11-2) 37, Pierce (10-3) 25

2020-Pierce (12-0) 28, Adams Central (10-3) 19

2019-Wahoo (13-0) 38, Pierce (12-1) 0

2018-Aurora (13-0) 49, Ord (11-2) 7

2017-Norfolk Catholic (13-0) 35,
Boone Central/Newman Grove (10-3) 0

2016-O'Neill (13-0) 39, Bishop Neumann (11-2) 22

2015-Columbus Scotus (12-1) 32,
Norfolk Catholic (12-1) 27

2014-Boone Central/Newman Grove (13-0) 54,
Ashland-Greenwood (12-1) 14

2013-Cozad (13-0) 47, Ashland-Greenwood (11-2) 21

2012-Norfolk Catholic (12-1) 24,
Boone Central/Newman Grove (11-2) 13

2011-Norfolk Catholic (13-0) 20, Platteview (11-2) 6

2010-Norfolk Catholic (13-0) 28, Pierce (11-2) 13

2009-Hastings St. Cecilia (13-0) 26,
Norfolk Catholic (12-1) 18

2008-Pierce (12-1) 20, Boys Town (12-1) 10

2007-Pierce (13-0) 34, Bishop Neumann (12-1) 28 OT

2006-Auburn (13-0) 28, Valentine (12-1) 27 OT

2005-Norfolk Catholic (13-0) 20, Chase County (10-3) 13

2004-Norfolk Catholic (12-1) 26, Boone Central (12-1) 13

2003-Bishop Neumann (13-0) 8, Chase County (12-1) 7

2002-Bishop Neumann (13-0) 28, Gothenburg (10-3) 13

2001-Boone Central (12-1) 9, Pierce (12-1) 7

2000-Hastings St. Cecilia (13-0) 14,
Bishop Neumann (11-2) 0

1999-Norfolk Catholic (13-0) 35, Pierce (11-2) 7

1998-Norfolk Catholic (13-0) 27, Chase County (11-2) 6

1997-Aquinas Catholic (11-1) 26, Chase County (11-1) 14

1996-Milford (13-0) 14, Battle Creek (12-1) 12

1995-Milford (13-0) 21, Battle Creek (10-3) 10

1994-Aquinas Catholic (13-0) 29,
Battle Creek (10-2) 28 OT

1993-Aquinas Catholic (12-1) 12,
Norfolk Catholic (11-2) 0

1992-Battle Creek (13-0) 50, Aquinas Catholic (8-4) 16

1991-Norfolk Catholic (12-1) 28, Battle Creek (11-1) 6

1990-Geneva (13-0) 57, Archbishop Bergan (11-2) 0

1989-Bennington (13-0) 29, Sutton (11-2) 20

1988-Sutton (13-0) 22, Battle Creek (9-2) 14

1987-Battle Creek (12-0) 12,
North Platte St. Patrick's (11-2) 0

1986-Battle Creek (12-0) 41, David City (11-2) 0

1985-North Platte St. Patrick's (13-0) 30,
Bishop Neumann (10-3) 12

1984-North Platte St. Patrick's (11-2) 26,
Norfolk Catholic (10-3) 0

1983-Norfolk Catholic (10-3) 7, Gibbon (11-2) 3

1982-Republican Valley (12-0) 25, Gibbon (11-1) 14

1981-Battle Creek (12-0) 17, Aquinas Catholic (10-2) 14

1980-Aquinas Catholic (11-1) 19,
Bishop Neumann (10-2) 9

1979-Archbishop Bergan (11-0-1) 20,
Grand Island Central Catholic (10-2) 12

1978-Pierce (10-2) 28, Bayard (11-1) 7

1977-Bishop Neumann (11-1) 29, Gibbon (11-1) 0

1976-Tekamah-Herman (11-0) 19, Centennial (10-1) 0

1975-Plainview (11-0) 6, Bishop Neumann (9-2) 3

CLASS C2

2021-Archbishop Bergan (13-0) 49, Norfolk Catholic
(11-2) 20

2020-Ord (11-0) 28, Archbishop Bergan (12-1) 7

2019-Oakland-Craig (13-0) 19, Sutton (11-2) 0

2018-Centennial (13-0) 29,
Norfolk Catholic (11-2) 28 (OT)

2017-Yutan (10-3) 27, Centennial (12-1) 6

2016-Wilber-Clatonia (13-0) 20, Crofton (10-3) 0
 2015-Aquinas Catholic (12-1) 36, Oakland-Craig (11-2) 7
 2014-Aquinas Catholic (12-1) 40,
 Hartington Cedar Catholic (10-3) 6
 2013-Doniphan-Trumbull (13-0) 32,
 Aquinas Catholic (10-3) 13
 2012-Aquinas Catholic (13-0) 35, Sutton (12-1) 20
 2011-Aquinas Catholic (13-0) 27, Kearney Catholic (11-2) 13
 2010-Hastings St. Cecilia (13-0) 17,
 Archbishop Bergan (12-1) 14
 2009-Ponca (13-0) 14,
 Hartington Cedar Catholic (10-3) 13 OT
 2008-Blue Hill (12-1) 14, Archbishop Bergan (10-3) 0
 2007-Wakefield (13-0) 19, Blue Hill (12-1) 0
 2006-Wakefield (13-0) 34, Blue Hill (12-1) 7
 2005-Plainview (11-2) 21, Cambridge (10-3) 6
 2004-North Platte St. Patrick's (12-1) 21, Stanton (12-1) 6
 2003-Cambridge (13-0) 22, Crofton (12-1) 14
 2002-Lawrence-Nelson (12-1) 14, Creighton (11-2) 7
 2001-Lawrence-Nelson (13-0) 33,
 Hartington Cedar Catholic (10-3) 21
 2000-Laurel-Concord (13-0) 34, Amherst (10-3) 0
 1999-Stromsburg (13-0) 33, Randolph (9-4) 0
 1998-Cambridge (13-0) 50, Bloomfield (11-2) 14
 1997-Cambridge (13-0) 50, Oakland-Craig (12-1) 14
 1996-Cambridge (13-0) 35, Norfolk Catholic (11-2) 16
 1995-Oakland-Craig (13-0) 27, Hastings St. Cecilia (12-1) 13
 1994-Cambridge (13-0) 73, Laurel-Concord (12-1) 28
 1993-Cambridge (13-0) 35, Hebron (10-2) 0
 1992-Bloomfield (13-0) 21, Cambridge (12-1) 20
 1991-Bertrand (13-0) 16, Bloomfield (9-3) 15
 1990-Grant (12-0) 35, Bloomfield (10-3) 7
 1989-Grant (13-0) 36, Osceola (9-3) 0
 1988-Grant (10-2) 29, Yutan (12-1) 26
 1987-Cambridge (13-0) 30, Norfolk Catholic (11-2) 0
 1986-Clay Center (11-2) 13, Harvard (10-3) 7
 1985-Grant (10-3) 37, Yutan (11-2) 36
 1984-St. Mary's (13-0) 39, Grant (10-2) 15
 1983-Henderson (13-0) 28, Hastings St. Cecilia (10-3) 0
 1982-Coleridge (11-1) 20, Nelson (11-1) 12
 1981-Henderson (13-0) 42, Coleridge (10-2) 20
 1980-Grant (11-1) 24, Ewing (10-2) 14
 1979-Grant (12-0) 34, Ansley (10-1) 6
 1978-Grant (12-0) 35, Ansley (11-1) 14
 1977-Ansley (11-0) 28, Republican Valley (10-2) 6
 1976-St. Edward (10-0-1) 24, Alma (10-1) 6
 1975-Grant (10-1) 30, Scribner (9-2) 7

CLASS D, 11-MAN

Discontinued

1978-Walthill (10-2) 36, Cambridge (10-1) 12
 1977-Coleridge (11-1) 6, Bancroft (11-1) 0
 1976-Wolbach (12-1) 26, Alliance St. Agnes (9-1) 8
 1975-Nelson (10-0-1) 34, Lawrence (8-2) 7

CLASS D1, EIGHT-MAN

2021-Howells-Dodge (12-0) 42, Cross County (10-2) 12
 2020-Dundy County Stratton (12-0) 42,
 Burwell (12-1) 36 (2OT)
 2019-Osceola-High Plains (11-2) 40, Burwell (10-3) 34
 2018-Creighton (13-0) 32, Burwell (12-1) 30
 2017-East Butler (11-2) 36, South Loup (12-1) 14
 2016-Burwell (10-2) 47,
 Guardian Angels Central Catholic (11-1) 18

2015-Bruning-Davenport-Shickley (13-0) 44,
 Burwell (11-2) 30
 2014-Hemingford (13-0) 52,
 Bruning-Davenport-Shickley (11-2) 8
 2013-Exeter-Milligan (13-0) 20, Hemingford (12-1) 18
 2012-Elgin Public/Pope John (13-0) 40,
 Exeter-Milligan (12-1) 14
 2011-Elgin Public/Pope John (13-0) 44,
 Guardian Angels Central Catholic (11-2) 14
 2010-Guardian Angels Central Catholic (12-1) 45,
 Creighton (12-1) 30
 2009-Howells (12-1) 68, Giltner (11-2) 28
 2008-Howells (13-0) 46, Axtell (9-4) 21
 2007-Pope John (13-0) 39, Clarkson (10-3) 30
 2006-Overton (12-1) 32, Bancroft-Rosalie (11-2) 8
 2005-Howells (12-1) 46, Axtell (12-1) 6
 2004-Howells (13-0) 43, Overton (11-2) 6
 2003-Howells (13-0) 36, Overton (11-2) 15
 2002-Howells (13-0) 24, Greeley/Wolbach (12-1) 14
 2001-Howells (12-1) 34, Bloomfield (12-1) 20
 2000-Howells (13-0) 38, Lawrence-Nelson (11-2) 14
 1999-Bancroft-Rosalie (13-0) 42,
 Lawrence-Nelson (12-1) 14
 1998-Mullen (12-1) 59, Humphrey St. Francis (11-2) 38
 1997-Coleridge (11-2) 42, Ansley (9-4) 34
 1996-Dodge (11-2) 42, Anselmo-Merna (11-2) 34
 1995-Dodge (12-1) 30, Orchard (12-1) 25
 1994-Dodge (13-0) 52, Overton (11-2) 33
 1993-North Loup-Scotia (12-1) 47, Adams (12-1) 6
 1992-Sterling (12-1) 22, Ansley (11-2) 6
 1991-Sterling (13-0) 42, Ansley (11-2) 14
 1990-Mullen (13-0) 44, Kenesaw (12-1) 34
 1989-East Butler (13-0) 52, Bruning-Davenport (11-2) 40
 1988-Spencer-Naper (12-0) 50, Ansley (9-3) 14
 1987-Mead (13-0) 58, Ansley (12-1) 36
 1986-Ansley (13-0) 40, Bancroft-Rosalie (12-1) 14
 1985-Bancroft-Rosalie (12-1) 56, Sandhills (11-1) 20
 1984-Leigh (12-0) 36, Ansley (9-3) 8
 1983-Lawrence (13-0) 28, Humphrey (12-1) 26 OT
 1982-Lawrence (12-0) 67, Ansley (11-1) 8
 1981-Shelby (11-1) 36, Lawrence (11-1) 31
 1980-Humphrey (12-0) 20, Lawrence (10-2) 7
 1979-Beemer (12-0) 40, Spalding Academy (10-1) 20
 1978-Beemer (12-0) 35, Dawson-Verdon (11-1) 28 2OT
 1977-Adams (12-0) 22, Hampton (11-1) 0
 1976-Wheatland (11-0) 38, Hampton (10-1) 32 2OT
 1975-Adams (11-0) 44, Elgin (10-1) 30

CLASS D2, EIGHT-MAN

2021-Kenesaw (12-0) 46, Sandhills/Thedford (11-1) 40
 2020-BDS (12-0) 36, Sandhill Thedford (12-1) 28
 2019-Humphrey St. Francis (13-0) 70,
 Pleasanton (10-3) 16
 2018-Johnson-Brock (13-0) 56, Mullen (12-1) 26
 2017-Bruning-Davenport-Shickley (13-0) 58,
 Blue Hill (12-1) 23
 2016-Falls City Sacred Heart (11-1) 44,
 Twin Loup (11-1) 28
 2015-Humphrey St. Francis (12-1) 22,
 Chambers/Wheeler Central (12-1) 20
 2014-Exeter-Milligan (13-0) 40, Anselmo-Merna (12-1) 26
 2013-Falls City Sacred Heart (13-0) 63, Stuart (11-2) 14
 2012-Giltner (13-0) 42, Humphrey St. Francis (12-1) 26
 2011-Sargent (13-0) 21, Howells (12-1) 18

NSAA Football

Championship History

2010-Howells (13-0) 46, Sargent (12-1) 7
 2009-Humphrey St. Francis (13-0) 34,
 Hayes Center (11-2) 0
 2008-Ewing (12-1) 49, Humphrey St. Francis (12-1) 24
 2007-Chambers (12-1) 28, Elgin (12-1) 24
 2006-Dodge (12-1) 28, Stapleton (12-1) 20
 2005-Bruning-Davenport (13-0) 34, Sargent (12-1) 12
 2004-Lindsay Holy Family (13-0) 36, Mullen (11-2) 18
 2003-Mullen (13-0) 30, Lindsay Holy Family (11-2) 12
 2002-St. Mary's (13-0) 22, Lindsay Holy Family (11-2) 8
 2001-Lewiston (11-2) 34, Greeley (10-3) 32
 2000-Lindsay Holy Family (12-1) 28, Sargent (12-1) 24
 1999-Dodge (12-1) 34, Butte (11-2) 32
 1998-Butte (13-0) 59, Loomis (9-4) 12
 1997-Dodge (13-0) 28, North Loup-Scotia (12-1) 26
 1996-Humphrey St. Francis (12-0) 37, Butte (12-1) 20
 1995-Humphrey St. Francis (12-1) 31, Butte (12-1) 6
 1994-Falls City Sacred Heart (12-0) 58, Elgin (10-2) 24
 1993-Falls City Sacred Heart (13-0) 66, Clearwater (12-1) 34
 1992-Falls City Sacred Heart (13-0) 44,
 Sumner-Eddyville-Miller (10-3) 14
 1991-Falls City Sacred Heart (13-0) 41, Chambers (12-1) 20
 1990-Falls City Sacred Heart (12-0) 44, Palmer (12-1) 16
 1989-Falls City Sacred Heart (13-0) 56, Butte (10-2) 18
 1988-Humboldt (13-0) 20, Humphrey St. Francis (12-1) 14
 1987-Coleridge (13-0) 52, Sidney St. Patrick (10-2) 34
 1986-Sidney St. Patrick (12-0) 35, Coleridge (11-2) 14
 1985-Lawrence (13-0) 29, Coleridge (10-2) 24
 1984-Giltner (13-0) 34, Greeley (12-1) 22
 1983-Marquette (12-0) 12, Odell (10-3) 0
 1982-Odell (12-0) 66, Hordville (11-1) 22
 1981-Wheatland (11-1) 42, Decatur (7-3) 14
 1980-Filley (11-1) 24, Greeley (11-1) 8
 1979-Arthur (11-1) 30, Hildreth (10-2) 22

CLASS D6, SIX-MAN

2021-Cody-Kilgore (12-0) 72, Potter-Dix (11-1) 37
 2020-McCool Junction (11-0) 70, Sterling (10-1) 20
 2019-Harvard (12-0) 50, McCool Junction (11-1) 33
 2018-Wilcox-Hildreth (12-0) 52, Hay Springs (11-1) 40
 1998-Milligan (11-1) 35, Benedict (9-2) 28
 1997-Benedict (11-1) 65, Elba (11-1) 16
 1996-Wolbach (11-1) 54, Milligan (11-1) 20
 1995-Wolbach (12-0) 62, Prague (11-1) 47
 1994-Arthur (11-0) 72, Hildreth (11-1) 42
 1993-Spalding Academy (11-0) 54, Cedar Rapids (7-3) 20
 1992-Cedar Rapids (10-1) 32, Lewellen (9-1) 6
 1991-Bartley (11-0) 42, McPherson County (9-2) 22
 1990-Lawrence (11-1) 27, Spalding Academy (8-2) 15
 1989-Wolbach (10-2) 44, Loup County (9-1) 30
 1988-Loup County (11-0) 44, Elgin (10-1) 22
 1987-Guide Rock (11-0) 62, Farnam (10-2) 19

Championship Bests**MOST TIMES IN PLAYOFFS**

Creighton Preparatory School, 44
 Humphrey St. Francis, 40
 Falls City Sacred Heart, 39
 Norfolk Catholic, 38
 Omaha Westside, 38
 Grand Island, 37
 Aurora, 36
 Battle Creek, 36
 McCook, 36
 Bloomfield, 35
 Cambridge, 35
 Archbishop Bergan, 34
 Lincoln Southeast, 34
 Pierce, 34
 Elkhorn, 33
 Lincoln Pius X, 33
 Chadron, 32
 Papillion-La Vista, 32
 Bishop Neumann, 31
 Mullen, 31
 Oakland-Craig, 31
 Aquinas Catholic, 30
 Hastings St. Cecilia, 30
 Omaha Burke, 30
 Chase County, 29
 Columbus Scotus, 29
 Hartington Cedar Catholic, 29
 Kenesaw, 29
 North Platte St. Patrick's, 29
 Kearney, 28
 Bennington, 27
 Lourdes Central Catholic, 27
 Omaha Gross Catholic, 27
 Sterling, 27
 Wahoo, 27
 Amherst, 26
 Garden County, 26
 Gretna, 26
 Guardian Angels Central Catholic, 26
 Millard North, 26
 Adams Central, 25
 Bertrand, 25
 Boys Town, 25
 Millard South, 25
 Millard West, 25
 Randolph, 25
 Anselmo-Merna, 24
 Bellevue West, 24
 Coleridge, 24

Creighton, 24
 Gothenburg, 24
 Kearney Catholic, 24
 Arapahoe, 23
 Bancroft-Rosalie, 23
 Blue Hill, 23
 Centennial, 23
 Hayes Center, 23
 Overton, 23
 Scottsbluff, 23
 Sutton, 23
 Waverly, 23
 Wynot, 23
 Blair, 22
 Crete, 22
 Crofton, 22
 East Butler, 22
 Lawrence-Nelson, 22
 Loomis, 22
 Omaha Central, 22
 Omaha North, 22
 Omaha Skutt Catholic, 22
 Pender, 22
 Beatrice, 21
 Burwell, 21
 Elmwood-Murdock, 21
 Lincoln East, 21
 Omaha Roncalli Catholic, 21
 Sutherland, 21
 Tri County, 21
 Wallace, 21
 Yutan, 21
 Elm Creek, 20
 Elwood, 20
 Grand Island Central Catholic, 20
 Hemingford, 20
 Valentine, 20

CONSECUTIVE YEARS IN PLAYOFFS

Falls City Sacred Heart, 36, (1987-present)
 Bloomfield, 35, (1988-present)
 Creighton Preparatory School, 28,
 (1995-present)
 Humphrey St. Francis, 28, (1995-present)
 McCook, 23, (2000-present)
 Norfolk Catholic, 23, (1996-2018)
 Aquinas Catholic, 21, (2001-2021)
 Creighton, 21, (2002-present)
 Mullen, 21, (2002-present)

Elkhorn, 20, (1995-2014)
 Bellevue West, 20, (2003-present)
 Garden County, 20, (2002-2021)
 Aurora, 19, (2004-present)
 Chase County, 18, (1996-2013)
 Guardian Angels Central Catholic, 18,
 (2003-2020)
 Arapahoe, 17, (2002-2018)
 Burwell, 17, (2005-2021)
 Hastings St. Cecilia, 17, (1999-2015)
 Pierce, 17, (1998-2014)
 Anselmo-Merna, 16, (2000-2015)
 Hartington Cedar Catholic, 16, (1999-2014)
 Papillion-La Vista, 16, (1985-2000)
 Battle Creek, 15, (2008-present)
 Exeter-Milligan, 15, (2003-2017)
 Hayes Center, 15, (1995-2009)
 North Platte St. Patrick's, 15, (2008-present)
 Oakland-Craig, 15, (2008-present)
 Pope John, 15, (1995-2009)
 Wynot, 15, (2008-present)
 Archbishop Bergan, 14, (2002-2015)
 Coleridge, 14, (1984-97)
 Creighton Preparatory School, 14, (1976-89)
 Crete, 14, (1998-2011)
 Elmwood-Murdock, 14, (2000-13)
 Millard West, 14, (2007-2020)
 Omaha Westside, 14, (1995-2008)
 Wilber-Clatonia, 14, (2008-2021)
 Battle Creek, 13, (1984-96)
 Blue Hill, 13, (2005-2017)
 Bruning-Davenport-Shickley, 13,
 (2010-present)
 Howells, 13, (1999-2011)
 Kearney, 13, (2010-present)
 Kearney Catholic, 13, (2002-2014)
 Kenesaw, 13, (2010-present)
 Lindsay Holy Family, 13, (1997-2009)
 Millard North, 13, (1995-2007)
 Omaha Westside, 13, (2010-present)
 Overton, 13, (2002-2014)
 Scottsbluff, 13, (2010-present)
 Bishop Neumann, 12, (2000-11)
 Cambridge, 12, (2002-13)
 Chadron, 12, (2003-2014)
 Crofton, 12, (2002-13)
 Elkhorn South, 12, (2011-present)
 Giltner, 12, (2007-2018)
 Gothenburg, 12, (2002-13)
 Lawrence-Nelson, 12, (1999-2010)

Championship Bests

Lincoln Southwest, 12, (2003-2014)
 Omaha Skutt Catholic, 12, (2011-present)
 Sargent, 12, (2000-11)
 Sutton, 12, (2010-2021)
 Syracuse, 12, (2002-13)
 Bancroft-Rosalie, 11 (2004-2014)
 Boone Central, 11, (2001-11)
 Boys Town, 11, (2000-10)
 Cambridge, 11, (1990-2000)
 Clarkson/Leigh, 11, (2012-present)
 Fullerton, 11, (2012-present)
 Howells-Dodge, 11, (2012-present)
 Millard South, 11, (2002-12)
 Ogallala, 11, (2006-2016)
 Randolph, 11, (2009-2019)
 Shickley, 11, (1999-2009)
 Amherst, 10, (2000-09)
 Elm Creek, 10, (2011-2020)
 Grand Island Central Catholic, 10, (2005-14)
 Gretna, 10, (2008-2017)
 Millard West, 10, (1996-2005)
 North Platte, 10, (1995-2004)
 Stanton, 10, (2002-11)

MOST STATE CHAMPIONSHIPS

Norfolk Catholic, 10
 Creighton Preparatory School, 9
 Howells, 9
 Lincoln Southeast, 9
 Aquinas Catholic, 8
 Falls City Sacred Heart, 8
 Grant, 8
 Cambridge, 7
 Dodge, 6
 Lincoln Pius X, 6
 Elkhorn, 5
 Humphrey St. Francis, 5
 Millard North, 5
 Omaha Skutt Catholic, 5
 Battle Creek, 4
 Coleridge, 4
 Crete, 4
 Lawrence, 4
 Wolbach, 4

CONSECUTIVE STATE CHAMPIONSHIPS

Falls City Sacred Heart, 6 (1989-94)
 Howells, 6 (2000-05)
 Creighton Preparatory School, 5 (1985-89)

Dodge, 4 (1994-97)
 Cambridge, 3 (1996-98)
 Grant, 3 (1978-80)
 Grant, 3 (1988-90)
 Howells, 3 (2008-10)
 Norfolk Catholic, 3 (2010-12)
 Aquinas Catholic, 2 (1993-94)
 Aquinas Catholic, 2 (2011-12)
 Aurora, 2 (2008-09)
 Battle Creek, 2 (1986-87)
 Beemer, 2 (1978-79)
 Bishop Neumann, 2 (2002-03)
 Cambridge, 2 (1993-94)
 Crete, 2 (2006-07)
 Elgin Public/Pope John, 2 (2011-12)
 Hastings, 2 (1993-94)
 Hastings St. Cecilia, 2 (2009-10)
 Humphrey St. Francis, 2 (1995-96)
 Lawrence, 2 (1982-83)
 Lawrence-Nelson, 2 (2001-02)
 Lincoln Pius X, 2 (1997-98)
 Lincoln Southeast, 2 (1976-77)
 Lincoln Southeast, 2 (1991-92)
 Lincoln Southeast, 2 (1997-98)
 McCook, 2 (2002-03)
 Milford, 2 (1995-96)
 Norfolk Catholic, 2 (1998-99)
 Norfolk Catholic, 2 (2004-05)
 North Platte St. Patrick's, 2 (1984-85)
 Omaha Westside, 2 (1981-82)
 Pierce, 2 (2007-08)
 Sterling, 2 (1991-92)
 Wakefield, 2 (2006-07)
 Wolbach, 2 (1995-96)
 Exeter-Milligan, 2 (2013-14)
 Omaha North, 2 (2013-14)
 Omaha Skutt Catholic, 2 (2013-14)
 Aquinas Catholic, 2 (2014-2015)
 Elkhorn South, 2 (2015-16)

MOST TIMES IN FINALS

Norfolk Catholic, 18
 Creighton Preparatory School, 16
 Lincoln Southeast, 12
 Ansley, 11
 Aquinas Catholic, 11
 Pierce, 11
 Cambridge, 10
 Elkhorn, 10
 Howells, 10

Aurora, 9
 Battle Creek, 9
 Bishop Neumann, 9
 Grant, 9
 Omaha Westside, 9
 Humphrey St. Francis, 9
 Falls City Sacred Heart, 8
 Millard North, 8
 Omaha Skutt Catholic, 8
 Coleridge, 7
 Crete, 7
 Lawrence, 7
 McCook, 7
 Archbishop Bergan, 6
 Dodge, 6
 Lincoln Pius X, 6
 Millard West, 6

CONSECUTIVE YEARS IN FINALS

Falls City Sacred Heart, 6 (1989-94)
 Howells, 6 (2000-05)
 Aquinas Catholic, 5 (2011-2015)
 Creighton Preparatory School, 5 (1985-89)
 Dodge, 4 (1994-97)
 Howells, 4 (2008-11)
 Lawrence, 4 (1980-83)
 Lawrence-Nelson, 4 (1999-2002)
 McCook, 4 (2002-05)
 Millard North, 4 (2002-05)
 Norfolk Catholic, 4 (2009-12)
 Omaha Skutt Catholic, 4 (2016-2019)
 Ansley, 3 (1977-79)
 Ansley, 3 (1986-88)
 Aquinas Catholic, 3 (1992-94)
 Battle Creek, 3 (1986-88)
 Battle Creek, 3 (1994-96)
 Bloomfield, 3 (1990-92)
 Blue Hill, 3 (2006-08)
 Cambridge, 3 (1992-94)
 Cambridge, 3 (1996-98)
 Coleridge, 3 (1985-87)
 Creighton Preparatory School, 3 (1976-78)
 Exeter-Milligan, 3 (2012-2014)
 Grant, 3 (1979-80)
 Grant, 3 (1988-90)
 Lincoln Southeast, 3 (1991-93)
 Lindsay Holy Family, 3 (2002-04)
 Millard South, 3 (2008-10)
 Omaha North, 3 (2012-2014)
 Papillion-La Vista, 3 (1995-97)

Playoff Records

SINGLE GAME RECORDS, TEAM

(Note: One game performance during any playoff round qualify for one-game records.)

RUSHING YARDS

A-590, Millard North, 2003 (vs. Norfolk)
 B-585, Lincoln Pius X, 2005 (vs. Gretna)
 C1-558, Cozad, 2005 (vs. Kearney Catholic)
 C2-550, Sutton, 2019 (vs. BRLD)
 D1-621, Creighton, 2016
 (vs. Lourdes Central Catholic)
 D2-580, Falls City Sacred Heart, 1994
 (vs. Beemer)
 D6-503, Arthur, 1994 (vs. Hildreth)

PASSING YARDS

A-406, Bellevue West, 2015 (vs. Norfolk)
 B-392, Omaha Roncalli Catholic, 2018
 (vs. Scottsbluff)
 C1-370, Aurora, 2018 (vs. Wahoo)
 C2-402, Archbishop Bergan, 2010
 (vs. Aquinas Catholic)
 D1-417, Lourdes Central Catholic, 2015
 (vs. Bloomfield)
 D2-427, Giltner, 2007 (vs. Hampton)
 D6-433, Wolbach, 1994 (vs. Arthur)

TOTAL OFFENSE

A-777, Bellevue West, 2016 (vs. Millard West)
 B-630, Scottsbluff, 2018
 (vs. Omaha Roncalli Catholic)
 C1-613, Cozad, 2005 (vs. Kearney Catholic)
 C2-698, Medicine Valley, 1980 (vs. Loomis)
 D1-746, Creighton, 2016
 (vs. Lourdes Central Catholic)
 D2-711, Bertrand, 2012 (vs. Kenesaw)
 D6-667, Arthur, 1994 (vs. Hildreth)

POINTS SCORED ONE TEAM

A-77, Millard West, 2008 (vs. Omaha Northwest)
 B-74, Lincoln Pius X, 2004
 (vs. Omaha Roncalli Catholic)
 C1-67, Battle Creek, 1992 (vs. Wood River)
 C2-77, Norfolk Catholic, 2018
 (vs. Archbishop Bergan)
 D1-90, Creighton, 2016
 (vs. Lourdes Central Catholic)
 D2-90, Giltner, 2012 (vs. Hay Springs)
 D6-100, Wilcox-Hildreth, 2018 (vs. Creek Valley)

POINTS SCORED BOTH TEAMS

A-105, Bellevue West 63, Millard West 42
 B-125, Beatrice 63, Omaha Gross Catholic 62
 OT, 2007
 C1-99, Wood River 61, Hebron 38, 1992
 C2-109, Norfolk Catholic 77,
 Archbishop Bergan 32, 2018
 D1-144, Creighton 90,
 Lourdes Central Catholic 54, 2016
 D2-127, Bertrand 82, Kenesaw 45, 2012
 D6-156, Wilcox-Hildreth 100,
 Creek Valley 56, 2018

SERIES RECORDS, TEAMS

RUSHING YARDS

A-1,674, Millard North, 2003
 B-1,622, Lincoln Pius X, 1997
 C1-1,972, Battle Creek, 1992
 C2-1,720, Stanton, 2004
 D1-1,989, Howells, 2009
 D2-1,984, Mullen, 2003
 D6-1,401, Wilcox-Hildreth, 2018

TOTAL OFFENSE

A-2,249, Bellevue West, 2016
 B-1,951, Lincoln Pius X, 1997
 C1-2,074, Battle Creek, 1992
 C2-2,116, Doniphan-Trumbull, 2013
 D1-2,144, Howells, 2009
 D2-2,562, Giltner, 2012
 D6-2,038, Wilcox-Hildreth, 2018

PASSING YARDS

A-1,032, Bellevue West, 2016
 B-909, Omaha Skutt Catholic, 2009
 C1-1,293, Aurora, 2018
 C2-1,088, Archbishop Bergan, 2010
 D1-1,293, Greeley/Wolbach, 2002
 D2-1,725, Giltner, 2012
 D6-1,015, Wolbach, 1995

POINTS

A-216, Bellevue West, 2016
 B-191, Omaha Skutt Catholic, 2018
 C1-219, Battle Creek, 1992
 C2-219, Cambridge, 1994
 D1-290, Howells, 2009
 D2-300, Giltner, 2012
 D3-199, Wolbach, 1995
 D6-285, Wilcox-Hildreth, 2018

LONGEST SCORING PLAYS

(From Any Playoff Game)

TOUCHDOWN RUNS

A-94, Rande Johnson, Lincoln Northeast, 1977
 (vs. Grand Island)
 B-92, Taylor Kreifels, Lincoln Pius X, 2010
 (vs. Gretna)
 C1-99, Nate Meier, Pierce, 2012
 (vs. Norfolk Catholic)
 C2-99, Jackson Perrien, Sutton, 1980
 (vs. BRLD)
 D1-79, Aaron Simonson, Mullen, 1995
 (vs. Orchard)
 D2-79, Jaron Nelson, Shickley, 2007
 (vs. Sterling)
 79, Brad Wright, Mullen, 2009 (vs. Lynch)
 D6-79, Les Delka, Guide Rock, 1987
 (vs. Farnam)

TOUCHDOWN PASS PLAYS

A-97, Jeff Lenser to Terry Thomas, Omaha Burke,
 1984 (vs. Lincoln Southeast)
 B-99, Trey Bird to Mitchell Anderson, Bennington,
 2021 (vs. Waverly)
 C1-90, Myles Vrbka to David Engelhaupt, Norfolk
 Catholic, 2015 (vs. Columbus Scotus)
 90, Adam Wasserman to Tanner Novotny,
 Fairbury, 2016 (vs. Boys Town)
 C2-91, Joey Spellerberg to Travis Brown,
 Archbishop Bergan, 2007 (vs. East Butler)
 D1-79, Titus Gideon to Cash Gurney, Burwell,
 2021 (vs. Amherst)
 D2-79, Seth Brummels to Billy Legate,
 Clearwater, 1993 (vs. Butte);

79, Guy Fenske to Jed Fenske, Sargent,
 2010 (vs. Pleasanton)
 D6-79, Scott Franzen to Craig Widick, Farnam,
 1988 (vs. Bartley)
 79, Tim Reilly to John Reilly, Spalding
 Academy, 1993 (vs. Cedar Rapids)

FIELD GOAL

A-59, Chris McClanahan, Millard South, 1999
 (vs. Lincoln East)
 B-49, Ryan Larson, Scottsbluff, 1999
 (vs. Alliance)
 49, Alex Schiefelbein, Elkhorn, 2016
 (vs. Norris)
 C1-57, Drew Farlee, Norfolk Catholic, 2010
 (vs. Wahoo)
 C2-58, Drew McClellan, North Platte St. Patrick's,
 2013 (vs. Cambridge)
 D1-47, Kory Kindler, Alma, 2011
 (vs. North Central)
 D2-57, Leo Lauko, Emerson-Hubbard, 2014
 (vs. Falls City Sacred Heart)
 D6-42, Kaleb Gonzales, Minatare, 2018
 (vs. Hyannis)

INTERCEPTION RETURNS

A-100, Jon Sims, Bellevue East, 2004
 (vs. Millard South)
 100, Zach Leinbaugh, Millard West, 2009
 (vs. Lincoln Southwest)
 B-100, Mark Blazek, Raymond Central, 1983
 (vs. Sidney)
 C1-99, Damon Schmadeke, Albion, 1990
 (vs. Wood River)
 C2-98, Bill Jackman, Grant, 1980 (vs. Mead)
 98, Austin Wockman, Crofton, 2011
 (vs. Perkins County)
 D1-80, Tyler Hamel, Arapahoe, 2005
 (vs. Eustis-Farnam)
 D2-80, BJ Cooper, Banner County, 2006
 (vs. Spalding)
 80, Quincy Opela, Stapleton, 2006
 (vs. Spencer-Naper)
 80, Austin Kaczor, Ewing, 2007 (vs. Loomis)
 D6-80, Owen McDonald, McCool Junction, 2019
 (vs. Cody-Kilgore)

KICKOFF RETURNS

A-99, Brayden Chaney, Gretna, 2021
 (vs. Lincoln East)
 B-99, Jake Reiss, Crete, 2000 (vs. Gretna)
 99, Justin Coleman, Beatrice, 2007
 (vs. Waverly)
 C1-97, Chris Ott, Logan View, 1996 (vs. Mt.
 Michael Benedictine)
 97, Dalton Sealey, Hastings St. Cecilia, 2009
 (vs. Battle Creek)
 C2-97, Kirk Peterson, Lawrence-Nelson, 2001
 (vs. Amherst)
 D1-79, Russ Kohr, Leigh, 1983 (vs. Stuart)
 79, Bill Kucera, Lawrence, 1982 (vs. Ansley)
 79, Ben Hansen, Cedar Bluffs, 1999
 (vs. Bancroft-Rosalie)
 79, Matt Davenport, Overton, 2003
 (vs. Greeley/Wolbach)
 D2-79, Kelly Haecker, Odell, 1982 (vs. Hordville)
 79, Shawn Daly, Kenesaw, 1992 (vs. Butte)
 79, Seth Bolling, Clearwater, 1994 (vs. Elgin)
 79, Jess Temme, Petersburg, 1996
 (vs. Humphrey St. Francis)
 79, Tyler Kester, Clearwater, 2002
 (vs. Pope John)

Playoff Records

RUSHING YARDS

- A-496, Jaylin Bradley, Bellevue West, 2016
(vs. Millard West)
- B-365, Chris Busby, Scottsbluff, 2018
(vs. Omaha Roncalli Catholic)
- C1-445, Eric Love, Cozad, 2005
(vs. Kearney Catholic)
- C2-357, Dylan Kautz, Norfolk Catholic, 2018
(vs. Archbishop Bergan)
- D1-406, Stephan Rush, Anselmo-Merna, 2007
(vs. Wauneta-Palisade)
- D2-451, Jaylon Sturdivant, Maxwell 2014
(vs. Medicine Valley)
- D6-390, Ehproen Lovato, Minatare, 2018
(vs. Walthill)

PASSING YARDS

- A-440, Noah Walters, Lincoln East, 2020
(vs. Omaha Westside)
- B-368, Ryan Woodard, Omaha Roncalli Catholic,
1994 (vs. Crete)
- C1-349, Mitch Carlson, Central City, 2015
(vs. Wilber-Clatonia)
- C2-384, Riley Gross, Archbishop Bergan, 2010
(vs. Aquinas Catholic)
- D1-417, Hayden Miller, Lourdes Central Catholic,
2015 (vs. Bloomfield)
- D2-427, Nate Most, Giltner, 2007 (vs. Hampton)
- D6-416, Kyle Grossart, Wolbach, 1994 (vs. Arthur)

RECEIVING YARDS

- A-228, Paul Parr, Omaha Gross Catholic, 1983
(vs. Creighton Preparatory School)
- B-229, Quincy Nichols, Blair, 2018 (vs. Northwest)
- C1-204, Nathan Johnson, Wood River, 1996
(vs. Gothenburg)
- C2-224, Mitchell Ruybalid, Blue Hill, 2012
(vs. Kimball)
- D1-214, Cody Calhoun, Maxwell, 2008
(vs. Elwood)
- D2-298, Evan Keithley, Falls City Sacred Heart,
2021 (vs. Kenesaw)
- D6-202, Cletus Caudill, Wolbach, 1994
(vs. Arthur)

SERIES RECORDS, INDIVIDUAL

RUSHING YARDS

- A-1,190, Jaylin Bradley, Bellevue West, 2016
- B-859, Dylan Mostek, Bennington, 2021
- C1-1,229, Todd Uhlir, Battle Creek, 1992
- C2-978, Dylan Kautz, Norfolk Catholic, 2018
- D1-1,327, Clint Belina, Howells, 2009
- D2-1,267, Tyson Denkert, Kenesaw, 2021
- D6-976, AJ Jenkins, Wilcox-Hildreth, 2018

PASSING YARDS

- A-999, Joe Dolincheck, Bellevue West, 2016
- B-909, Christian Dudzik, Omaha Skutt Catholic,
2009
- C1-1,247, Baylor Scheierman, Aurora, 2018
- C2-1,088, Riley Gross, Archbishop Bergan, 2010
- D1-1,293, Bryan Dutcher, Greeley/Wolbach, 2002
- D2-1,725, Jake Findley, Giltner, 2012
- D6-973, Kyle Grossart, Wolbach, 1995

FIELD GOALS

- A-3, Jake McCarthy, North Platte, 2001
(vs. Lincoln East)
- 3, Josh Gable, Kearney, 2008
(vs. Omaha Westside)
- 3, Danny Hamilton, Omaha Westside, 2010
(vs. Lincoln Northeast)
- B-3, Ryan Larson, Scottsbluff, 1999 (vs. Alliance)
- C1-4, Jake Wesch, North Bend, 2001 (vs.
Fairbury)
- C2-3, Clinton Jones, Hebron, 1993 (vs. Genoa)
- 3, Drew McClellan, North Platte St. Patrick's,
2013 (vs. Cambridge)
- D1-3, Kory Kindler, Alma, 2011
(vs. North Central)
- D2-2 Jeff Mannlein, Sargent, 2003 (vs. Kenesaw)
- D6-3, Tim Karmazin, Lawrence, 1990
(vs. Greeley)

TOUCHDOWN PASSES THROWN

- A- 6, Gage Stenger, Millard South, 2021
(vs. Omaha North)
- B- 5, Ryan Woodard, Omaha Roncalli Catholic,
1994 (vs. Crete)
- 5, Stewart Cemer, Blair, 2018
(vs. Northwest)
- 5, Sabastian Harsh, Scottsbluff, 2018
(vs. Omaha Roncalli Catholic)
- C1-6, Baylor Scheierman, Aurora, 2018
(vs. Arlington)
- C2-6, Austin Endorf, North Bend Central, 2018
(vs. Wilber-Clatonia)
- D1-8, Nate Most, Giltner, 2009 (vs. Palmer)
- D2-7, Jake Findley, Giltner, 2012
(vs. Hay Springs)
- D6-8, Casey Tobiassen, Hildreth, 1994
(vs. Spalding Academy)

TOUCHDOWN PASSES CAUGHT

- A-4, Zion Perry, Lincoln High, 2016
(vs. Bellevue West)
- B-5, Keegan Reifschneider, 2018
(vs. Omaha Roncalli Catholic)
- C1-4, Jordan Stevenson, Aurora, 2018
(vs. Gothenburg)
- C2-4, Lucas Vogt, BRLD, 2018 (vs. Freeman)
- D1-5, Blake Maaske, Arapahoe, 2005
(vs. Elwood)
- D2-7, Kyle Hawthorne, Giltner, 2012
(vs. Hay Springs)
- D6-5, Kevin Hallam, Hildreth, 1994
(vs. Spalding Academy)

POINTS SCORED

- A-42, Jaylin Bradley, Bellevue West, 2016
(vs. Millard West)
- B-38, Jarod Epperson, Omaha Skutt, 2018
(vs. Scottsbluff)
- C1-38, Todd Uhlir, Battle Creek, 1992
(vs. Kimball)
- C2-36, Phil Rohde, Ansley, 1978
(vs. Hemingford)
- 36, Justin Makovicka, East Butler, 2004
(vs. Sutton)
- D1-48, Darwin Snyder, Winnebago, 1984
(vs. Lawrence)
- 48, Cory Eikmeier, Dodge, 1996 (vs. Friend)
- 48, Tyler Schnitzler, Kenesaw, 2011
(vs. Garden County)
- D2-50, Kyle Hawthorne, Giltner, 2012
(vs. Hay Springs)
- D6-54, Alex Worthing, Arthur County, 2020
(vs. Sterling)

- 79, Danny Pelster, Pope John, 2002
(vs. Clearwater)
- 79, Brett Cross, Banner County, 2008
(vs. Anselmo-Merna)
- 79, Bret Carlson, Shickley, 2008 (vs. Wynot)
- 79, Tyler Schnitzler, Kenesaw, 2012
(vs. Hayes Center)
- 79, Cody Aspenleiter, Medicine Valley, 2013
(vs. Shelton)
- D6-79, Casey Hemje, Hildreth, 1996 (vs. Arthur)

FUMBLE RECOVERY RETURNS

- A-85, Spencer Edwards, Lincoln Southeast,
2009 (vs. Lincoln Northeast)
- B-90, Alex Rodgers, Omaha Roncalli Catholic,
2018 (vs. Scottsbluff)
- C1-68, Andy Juranek, Aquinas Catholic, 1993
(vs. Yutan)
- C2-97, Devan Weyer, Southern, 2003
(vs. Elmwood-Murdock)
- D1-76, Clayton Kneifel, Newcastle, 1991
(vs. Sterling)
- D2-79, Jaylon Sturdivant, Maxwell, 2014
(vs. Bertrand)
- D6-75, Jeremy Van Slyke, Arcadia, 1993
(vs. Hildreth)

PUNT RETURNS

- A-93, John McLeay, Creighton Preparatory
School, 1999 (vs. Millard West)
- B-92, Brian Gibson, McCook, 1994 (vs. Sidney)
- C1-88, Devin Neal, Norfolk Catholic, 2008 (vs.
North Bend Central)
- C2-96, Jeff Friesner, Stromsburg, 1987
(vs. Dorchester)
- D1-77, Nels Nelson, Bancroft-Rosalie, 1996
(vs. Mead)
- D2-75, Jacob Davenport, Sargent, 2005
(vs. Loomis)
- D6-75, Jeremy VanSlyke, Arcadia, 1993
(vs. Hildreth)
- 75, Brandon Holtorf, Prague, 1998 (vs. Elba)

SINGLE GAME RECORDS, INDIVIDUAL

*(One-game performances during any round of
the playoffs.)*

TOUCHDOWNS

- A-7, Jaylin Bradley, Bellevue West, 2016
(vs. Millard West)
- B-6, Matt Berry, McCook, 2007 (vs. Hastings)
- 6, Jarod Epperson, Omaha Skutt Catholic,
2018 (vs. Scottsbluff)
- C1-6, Todd Uhlir, Battle Creek, 1992 (vs. Kimball)
- 6, Scott Frost, Wood River, 1992
(vs. Hebron)
- C2-6, Phil Rohde, Ansley, 1977 (vs. Hemingford)
- 6, Justin Makovicka, East Butler, 2004
(vs. Sutton)
- D1-8, Cory Eikmeier, Dodge, 1996 (vs. Friend)
- 8, Tyler Schnitzler, Kenesaw, 2011
(vs. Garden County)
- 8, Garrett Allemang, Neligh-Oakdale, 2015
(vs. Pender)
- D2-8, Kyle Hawthorne, Giltner, 2012
(vs. Hay Springs)
- D6-9, Alex Worthing, Arthur County, 2020
(vs. Sterling)

Playoff Records

RECEIVING YARDS

A-433 Sylvio Johnson, Bellevue West, 2016
 B-407, Kirk Penner, Aurora, 1986
 C1-370, Ryan Zabawa, Norfolk Catholic, 1991
 C2-527, Matt Davison, Tecumseh, 1996
 D1-434, Shay Hinrichs, Giltner, 2009
 D2-713, Kyle Hawthorne, Giltner, 2012
 D6-455, Ade Allen, Wolbach, 1995

TOTAL OFFENSE

A-1,190, Jaylin Bradley, Bellevue West, 2016
 B-1,128, Christian Duzik, Omaha Skutt Catholic, 2009
 C1-1,275, Baylor Scheierman, Aurora, 2018
 C2-1,258, Riley Gross, Archbishop Bergan, 2010
 D1-1,362, Clint Belina, Howells, 2009
 D2-1,913, Jake Findley, Giltner, 2012
 D6-1,544, Kyle Grossart, Wolbach, 1995

TOUCHDOWNS

A-24, Jaylin Bradley, Bellevue West, 2016
 B-17, Jarod Epperson, Omaha Skutt, 2018
 C1-22, Todd Uhlir, Battle Creek, 1992
 C2-18, Dylan Kautz, Norfolk Catholic, 2018
 D1-25, Clint Belina, Howells, 2009
 D2-26, Tyson Denkert, Kenesaw, 2021
 D6-24, AJ Jenkins, Wilcox-Hildreth, 2018

TOUCHDOWN PASSES

A-11, Jadyan Kowalski, Bellevue West, 2015
 B-10, Mike Wahlstrom, Chadron, 1998
 C1-18, Baylor Scheierman, Aurora, 2018
 C2-11, Koa McIntyre, Archbishop Bergan, 2021
 D1-18, Dalton Bohac, East Butler, 2017
 D2-28, Jake Findley, Giltner, 2012
 D6-17, Kyle Grossart, Wolbach, 1995

TOUCHDOWN PASSES CAUGHT

A- 5, Brett Maher, Kearney, 2007
 B- 6, Kirk Penner, Aurora, 1986
 6, Keegan Reifschneider, Scottsbluff, 2018
 C1-6, Steve Denn, Norfolk Catholic, 1983/1985
 6, Jordan Stevenson, Aurora, 2018
 C2-8, Nathaniel Armon, Doniphan-Trumbull, 2012
 D1-8, Blake Maaske, Arapahoe, 2005
 D2-15, Kyle Hawthorne, Giltner, 2012
 D6-9, Ade Allen, Wolbach, 1995

POINTS SCORED

A-144, Jaylin Bradley, Bellevue West, 2016
 B-104, Jarod Epperson, Omaha Skutt, 2018
 C1-150, Todd Uhlir, Battle Creek, 1992
 C2-91, John Kroeker, Henderson, 1983
 D1-178, Clint Belina, Howells, 2009
 D2-192, Tyson Denkert, Kenesaw, 2021
 D6-144, AJ Jenkins, Wilcox-Hildreth, 2018

FIELD GOALS

A-4, Jake McCarthy, North Platte, 2001
 4, Andy Bayne, Millard North, 2012
 B-5, Ryan Larson, Scottsbluff, 1999
 C1-5, Jake Wesch, North Bend, 2001
 5, Bryce Miller, Norfolk Catholic, 2005
 5, Tyler Daake, Norfolk Catholic, 2006
 C2-5, Clinton Jones, Hebron, 1993
 D1-3, Colson Simmons, Pope John, 2004;
 3, Kory Kindler, Alma, 2011
 D2-2, Lonnie Mazour, Lawrence, 1986
 D6-3, Tim Karmazin, Lawrence, 1990

RESPECT the REF



**Cheer loud and proud
for your team but
please be respectful
and let the officials do
their job.**

Using #NSAARespectTheRef, tweet @nsaahome how your school is respecting the referees.

Interested in becoming an NSAA official? Head over to nsaahome.org for more information.