

\$5

GIRLS BASKETBALL

NSAA STATE CHAMPIONSHIPS



"NSAA activities...the other half of education."



Dear Friends:

Welcome to another competition of Nebraska's state championship games!

Congratulations to the students who have qualified for this year's championship. You should all be proud of the hard work and determination that have propelled you to this point.

Your achievement as a championship competitor has been made possible by the support you've received along the way. Be sure to thank everyone who has helped you get here. I want to extend my personal gratitude to coaches, parents, and guardians who have invested in our talented young Nebraskans.

Extracurricular activities like these give students the skills and abilities to ensure success long after they finish school. There are few better settings to develop character than in extracurricular contests. These competitions encourage our students to dream big, persevere, and work as a team.

Win or lose, I hope that this competition provides you with friendships and memories that are lifelong. Best wishes for a safe and successful competition!

Sincerely,
Pete Ricketts
Governor



“High school activities, the other half of education!”

Congratulations to the student participants, their parents, and the schools they represent on qualifying for the NSAA state championship activities. We welcome you and applaud your hard work and dedication. The time, effort, and commitment you have put into your activity has paid off and you should be very proud of this accomplishment.

The Nebraska School Activities Association is proud of the educational based activities that we provide to our schools for our students. Our mission is to promote the high ideals of citizenship, fair competition, sportsmanship, and teamwork in an effort to complement our member schools' curricular programs.

Perhaps cliché, but definitely true, today's students are tomorrow's leaders. Events like our championships help to form these leaders by instilling values and leadership qualities while rounding out their educational experiences.

None of this would be possible without the incredible dedication and commitment of the many outstanding teachers, coaches, and administrators throughout Nebraska. These educators, together with strong support from parents, patrons, and fans like you, provide our children a solid foundation for their future success.

Once again, congratulations, and good luck!

Jay Bellar
NSAA Executive Director



“NSAA activities...the other half of education.”

GIRLS BASKETBALL

NSAA STATE CHAMPIONSHIPS
MARCH 2-6, 2021
LINCOLN

Tuesday, March 2

Pinnacle Bank Arena

Session 1	9:00 A.M.	Class B
Session 2	11:15 A.M.	Class B
Session 3	1:30 P.M.	Class A
Session 4	4:00 P.M.	Class A
Session 5	6:15 P.M.	Class A
Session 6	8:30 P.M.	Class A

Wednesday, March 3

Pinnacle Bank Arena			Lincoln Southeast	Lincoln Southwest	Lincoln North Star
Session 7	9:00 A.M.	Class B			
Session 8	11:15 A.M.	Class B	11:00 A.M.	Class D1	Class D2
Session 9	1:30 P.M.	Class C1	1:30 P.M.	Class D1	Class D2
Session 10	4:00 P.M.	Class C1	4:00 P.M.	Class D1	Class D2
Session 11	6:15 P.M.	Class C1	6:30 P.M.	Class D1	Class D2
Session 12	8:30 P.M.	Class C1			

Thursday, March 4

Pinnacle Bank Arena

Session 13	9:00 A.M.	Class D2
Session 14	11:15 A.M.	Class D2
Session 15	1:30 P.M.	Class D1
Session 16	4:00 P.M.	Class D1
Session 17	6:15 P.M.	Class C2
Session 18	8:30 P.M.	Class C2

Friday, March 5

Pinnacle Bank Arena

Session 19	9:00 A.M.	Class C1
Session 20	11:15 A.M.	Class C1
Session 21	1:30 P.M.	Class B
Session 22	4:00 P.M.	Class B
Session 23	6:15 P.M.	Class A
Session 24	8:30 P.M.	Class A

Third Place Lincoln Northeast

9:00 A.M.	Class D2
11:30 A.M.	Class D1
2:00 P.M.	Class C2

Saturday, March 6

Championship Finals

Pinnacle Bank Arena

Session 25	9:00 A.M.	Class D1
	10:45 A.M.	Class C1
Session 26	2:00 P.M.	Class B
	3:45 P.M.	Class D2
Session 27	7:00 P.M.	Class A
	8:45 P.M.	Class C2

Third Place Lincoln Northeast

9:00 A.M.	Class C1
-----------	----------

NSAA EXECUTIVE DIRECTOR

Jay Bellar

CHAMPIONSHIP DIRECTOR

Jon Dolliver, NSAA Assistant Director

PHYSICIANS

- Dr. Tim Dalton
- Dr. Dennis Hodge
- Dr. Nate Krug
- Kellie Larson, PA
- Dr. Michelle Manning
- Dr. Ross Mathiasen
- Dr. Hank Newburn
- Dr. Natalie Ronshaugen
- Dr. Janet Sellon
- Dr. Brad Vasa

NSATA ATHLETIC TRAINERS

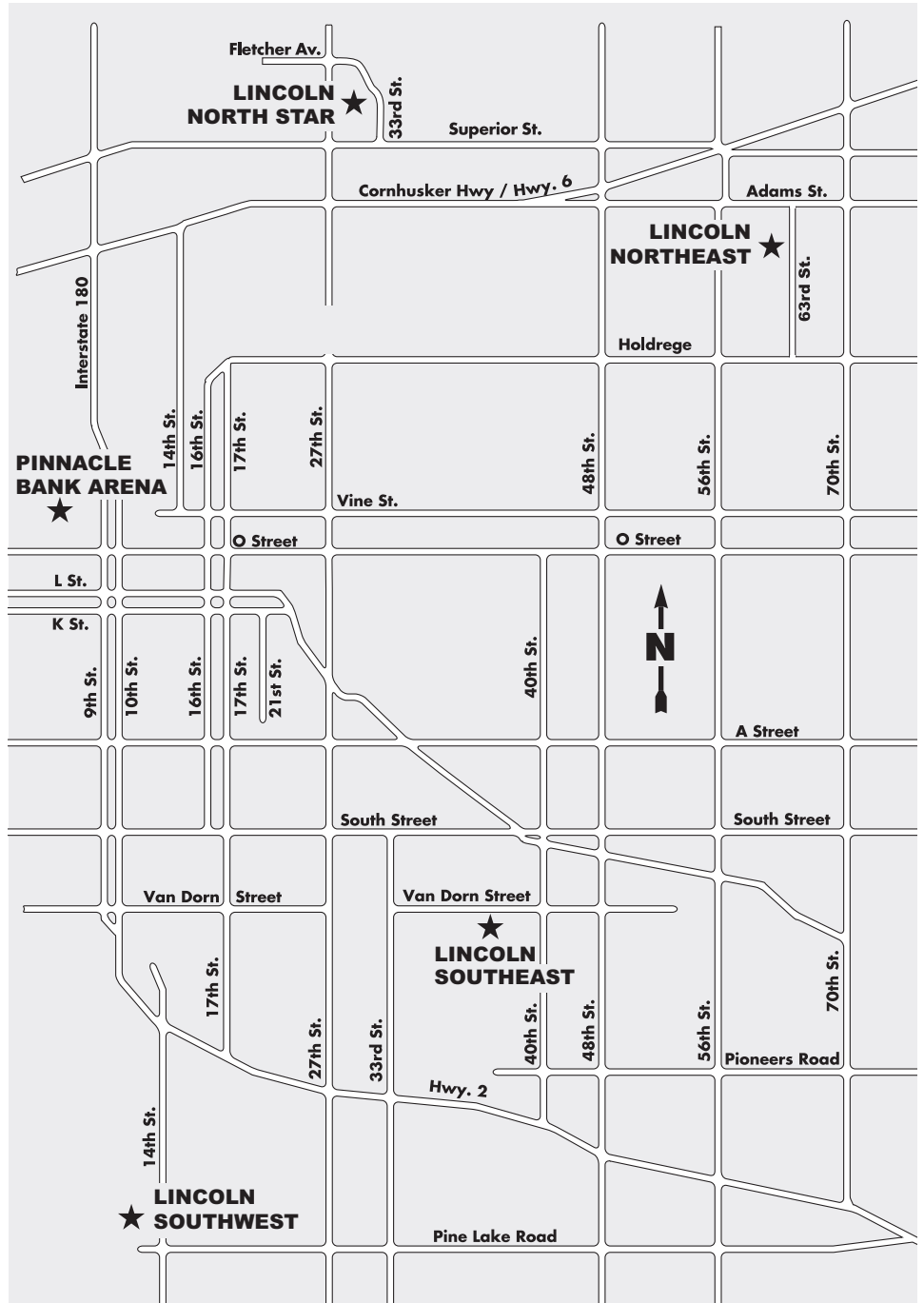
- Jordan Bart
- Cindy Benda
- Jayson Brueggemann
- Melissa Bulin
- Bryan Butler
- Stacy Dahlkoetter
- Justin Eggleston
- Drew Erks
- Micah Hamik
- Chance Hohensee
- Crystal Kjar
- Wendy Mach
- Rob Marshall
- Becky Sullivan
- Rebecca Townsend
- Ryan Townsend
- Tyler Vrba

NATIONAL ANTHEM SINGERS

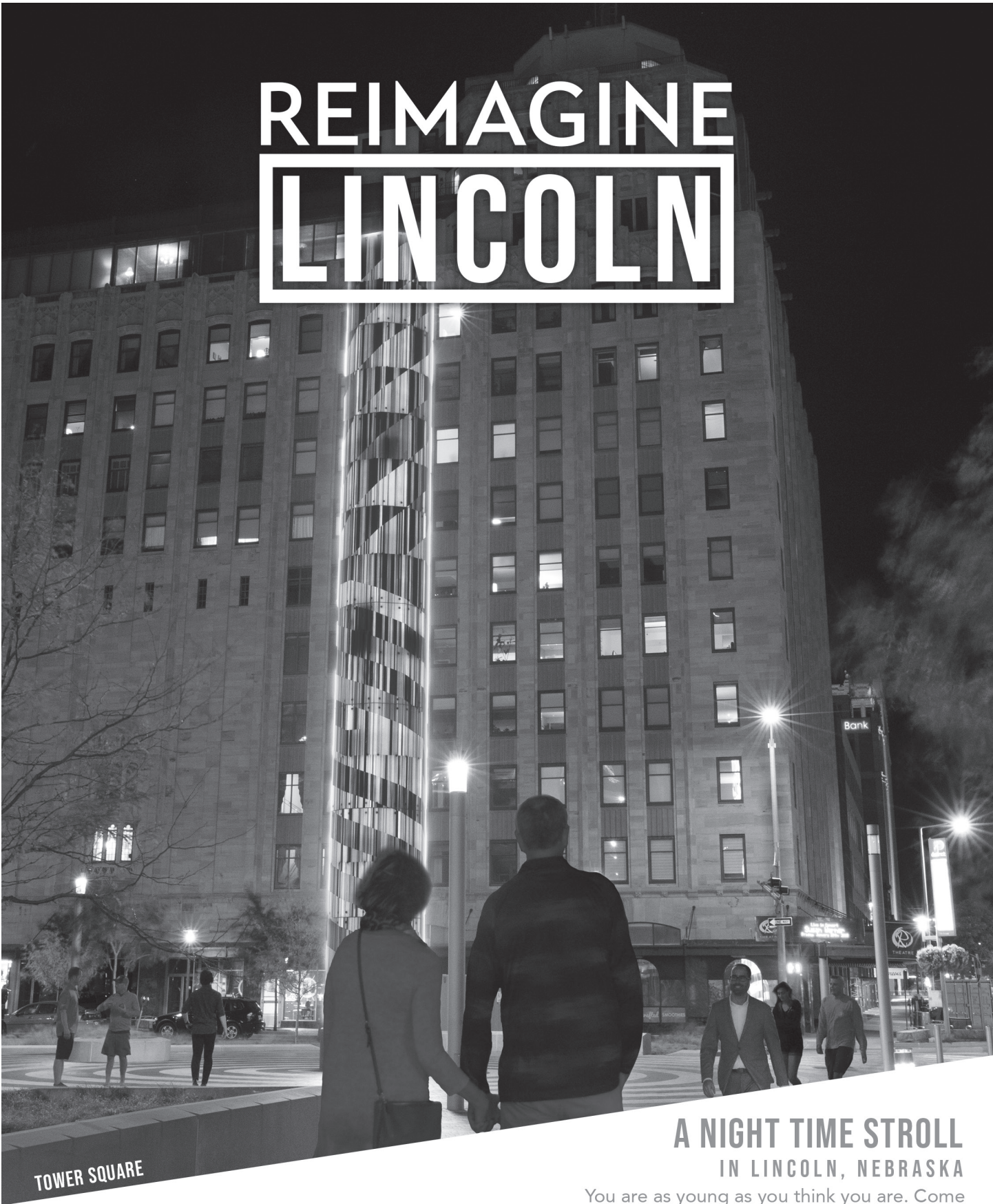
Saturday, March 6

- Isaac Kenney, Creighton Preparatory School
- Jeremy Oswald, Aurora High School
- Anthony Blickenstaff, Wayne High School

CHAMPIONSHIP SITES



REIMAGINE LINCOLN



TOWER SQUARE

A NIGHT TIME STROLL IN LINCOLN, NEBRASKA

You are as young as you think you are. Come explore the eclectic mix of food, culture and entertainment that P Street has to offer.

Located in the heart of downtown, you are close to many hotels, theaters and restaurants.

LINCOLN.ORG/VISIT

LINCOLN
CONVENTION
AND VISITORS
BUREAU

2020 NSAA Service Award Winners

The Outstanding & Distinguished Service Awards, started in 1979, are presented annually to individuals who have gone above and beyond what was expected of them in support of high school activities. The Distinguished Service Award recognizes those individuals that have made contributions to the entire Nebraska School Activities Association and its member schools as a whole. The Outstanding Service Award recognizes those individuals that made contributions to a specific NSAA activity.

DISTINGUISHED SERVICE AWARD



Allen Beermann



Daryl Blue



Carolyn Chamberlin




Clayton Heath



Jeff Johnson



Mark Norvell



Larry Porter



Mark Skillstad



Deb Velder




In the classroom and on the court, SCC student-athletes excel!

- **Beatrice Campus** (approx. 1,000 students)
- **New residence hall, dining hall and academic buildings**
- **Student support services**


Learn more about the Storm
Contact Lynn Schlake, Head Coach
402-802-6175
lschlake@southeast.edu

sccstorm.com



SCC's Ally Stewart
Sunbury, Victoria - Australia

2 FREE Tickets to the Cornhusker's Spring Football Game



Step 1

Reserve your tickets
Text the word "tix" to 90835 †

Step 2

Enroll with Vista Energy during the Black Hills Choice Gas open enrollment beginning March 18, 2021.

Step 3

Claim your tickets & go to the game!




Proud University of Nebraska Sponsor

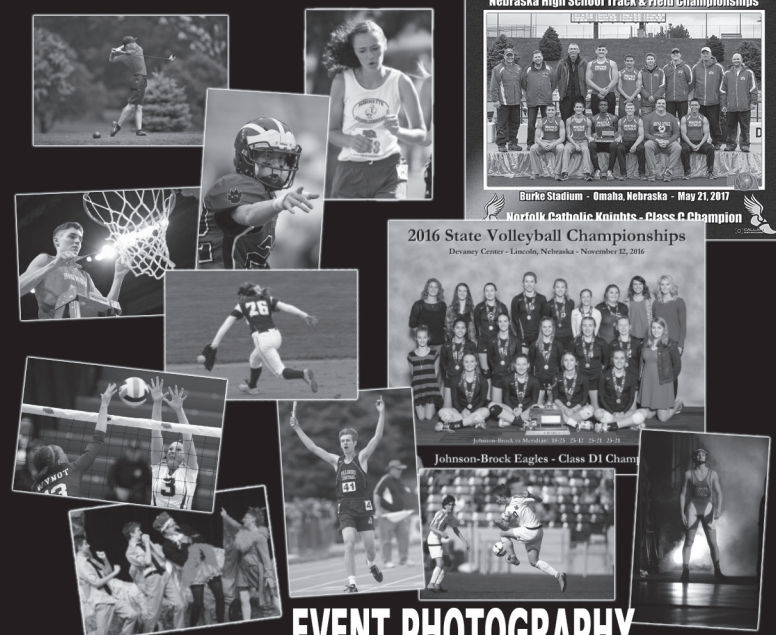
† Tickets are first come first serve. Reserve your tickets while supplies last

CALLAM SPORTS PHOTOGRAPHY

WWW.CALLAMSPORTSPHOTO.COM
EMAIL: CALLAMSPORTS@GMAIL.COM
PHONE: 402-499-5630



SCHOOL TEAM AND INDIVIDUAL PHOTOS



EVENT PHOTOGRAPHY

CLASS A

NSAA Girls Basketball Bracket

Pinnacle Bank Arena • March 2 • 1:30 pm



#1 Lincoln Pius X
Thunderbolts (22-0) 45.5000

vs.



#8 Millard North
Mustangs (14-9) 41.2609

Pinnacle Bank Arena • March 2 • 4:00 pm



#4 Lincoln Southwest
Silver Hawks (19-2) 44.5238

vs.



#5 Omaha Central
Eagles (22-3) 44.2400

Pinnacle Bank Arena • March 2 • 6:15 pm



#2 Millard South
Patriots (23-1) 44.9167

vs.



#7 Lincoln East
Spartans (13-9) 41.5455

Pinnacle Bank Arena • March 2 • 8:30 pm



#3 Fremont
Tigers (21-3) 44.6250

vs.



#6 North Platte
Bulldogs (16-6) 42.9545

Semifinals
Pinnacle Bank Arena • March 5 • 6:15 pm

Winner
Game 1

Winner
Game 2

Finals
Pinnacle Bank Arena • March 6 • 7:00 pm

Winner
Game 5

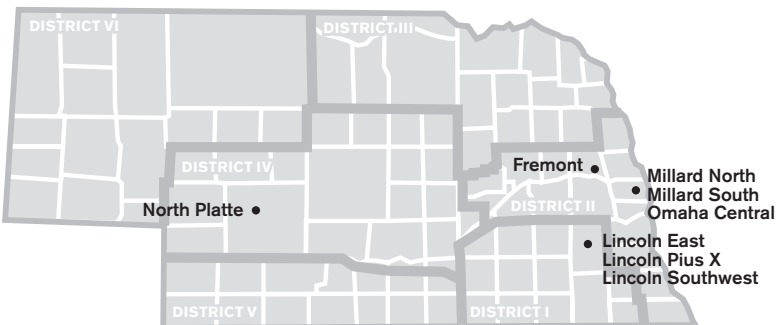
Winner
Game 6

Champion

Semifinals
Pinnacle Bank Arena • March 5 • 8:30 pm

Winner
Game 3

Winner
Game 4



LINCOLN PIUS X Thunderbolts | Green/Gold/White | 22-0

Superintendent: Fr. Jim Meysenburg
Principal: Tom Kortz
Athletic Director: Greg Lesiak
NSAA Team Enrollment: 447
Conference: Heartland Athletic Conference
Head Coach: Ryan Psota
Assistant Coaches: Kole Harrach, Emily Issacs, Andy Markowski, Haley Hall
State Tournament Appearances: 24
Most Recent State Tournament: 2020
State Championship Years: B/1991, B/1992, B/2015, A/2020
Runner-up: B/1988, B/1989, B/1990, B/1996, B/2002, B/2009, B/2014



Season Record 22-0

Lincoln North Star	W	62-49
Gretna	W	42-29
Fremont	W	66-62
Norfolk	W	69-29
Lincoln East	W	81-60
Fremont	W	79-67
Lincoln Southwest	W	48-32
Lincoln Northeast	W	62-25
Bellevue West	W	74-39
Lincoln High	W	72-51
Kearney	W	58-28
Norfolk	W	54-33
Columbus	W	60-22
Omaha Burke	W	59-39
North Platte	W	61-38
Lincoln East	W	46-38
Elkhorn	W	74-54
Omaha South	W	75-19
Lincoln Southeast	W	56-16
Grand Island	W	60-4
Omaha South	W	79-27
Bellevue West	W	67-41

No.	Name	GR	POS	HT	PTS	AVG	REB	AVG	AST	STL	BLK
4	Lillian Hodge	10	G	5-5	39	1.8	23	1.0	15	10	1
10	Hailey Kobza	10	G	5-7	7	0.6	10	0.8	3	1	1
12	Miriam Miller	12	G	5-7	154	7.3	66	3.1	36	31	7
14	Lexi Zahourek	11	G	5-4	58	2.9	19	1.0	9	10	1
20	Jillian Aschoff	12	G	5-7	183	8.3	80	4.0	142	58	2
24	Makenna Lesiak	10	G	5-7	21	1.3	7	0.4	9	4	0
30	Sara Iburg	9	F	5-9	24	1.4	32	1.9	10	3	2
32	Adison Markowski	10	G	5-8	172	7.8	59	2.7	43	31	1
34	Charlee Hagedorn	11	F	5-9	92	6.1	41	2.7	20	8	2
40	Aly Woita	11	F	5-10	25	1.6	21	1.3	4	2	1
42	Madelyn Navrkal	10	F	5-10	37	2.3	33	2.1	6	1	2
44	Leah Mach	12	F	6-	74	3.4	52	2.4	16	18	2
50	Alexis Markowski	12	F	6-3	512	23.3	266	12.1	26	24	45
52	Julia Elsener	12	F	5-11	6	0.7	11	1.2	2	1	4

MILLARD NORTH Mustangs | Blue/Silver/Green | 14-9

Superintendent: Dr. Jim Suttin
Principal: Brian Begley
Athletic Director: Chad Zimmerman
NSAA Team Enrollment: 936
Conference: Metro
Head Coach: Chris Paulson
Assistant Coaches: Douglas Drummond, Jeff Ritz, Stephane Gade, Allie Mancuso, Mikayla Paulson, Carter Kranz
State Tournament Appearances: 16
Most Recent State Tournament: 2019
State Championship Years: A/2019



Season Record 14-9

Columbus	W	54-51
Omaha Westside	W	44-20
Omaha Benson	L	41-53
Papillion-LaVista	W	65-46
Omaha South	W	65-24
Lincoln East	L	34-53
Bellevue East	W	46-35
Gretna	L	36-42
Bellevue East	L	35-45
Omaha Northwest	W	63-30
Papillion-LaVista South	L	43-45
Omaha Central	L	41-47
Lincoln Northeast	W	57-26
Millard South	L	38-64
Omaha Burke	W	57-49
Bellevue West	W	50-32
Lincoln North Star	W	36-31
Elkhorn South	W	48-27
Lincoln Southwest	L	24-46
Millard West	W	62-28
Omaha Marian	W	56-39
Kearney	W	46-33
Bellevue East	L	24-30

No.	Name	GR	POS	HT	PTS	AVG	REB	AVG	AST	STL	BLK
2	Darian Winkelbauer	11	G	5-9	159	6.9	60	2.6	60	63	0
3	Malainey Wiemers	12	G	5-4	11	.6	8	.4	5	2	0
5	Abby Spidle	11	F	5-9	1	.2	0	0	0	1	0
11	Kayla Preston	10	F	6-0	167	7.3	97	4.2	24	39	2
12	McKenna Phillips	12	G	5-9	32	1.4	14	.6	5	1	0
13	Ally Stalzer	11	F	5-10	17	.8	11	.5	2	11	1
14	Romey Loveridge	9	G	5-8	37	1.6	22	1.0	13	14	0
20	Callie Ott	9	G	5-9	41	1.8	37	1.6	12	14	0
21	Ever Loveridge	12	G	5-10	52	2.3	66	2.9	48	46	4
24	Megan Chambers	11	F	6-0	192	8.3	100	4.3	29	26	9
32	Mya Sohl	10	G	5-8	74	4.1	26	1.4	16	15	0
33	Aaliyah Matthews	10	F	5-11	0	0	4	1.0	0	0	1
34	Kaylee Kessler	12	C	6-0	200	8.7	150	6.5	18	29	5
44	Sidney Anderson	12	C	6-4	74	3.2	123	5.3	16	24	38

LINCOLN SOUTHWEST Silver Hawks | Forest Green/Silver | 19-2

Superintendent: Dr. Steve Joel
Principal: Michael Gillotti
Athletic Director: Mark Armstrong
NSAA Team Enrollment: 759
Conference: Heartland Athletic Conference
Head Coach: Jeff Rump
Assistant Coaches: Tim Barada, Tom Druse, Nicole Kubik, Adam Monk, Ash Wimes
State Tournament Appearances: 9
Most Recent State Tournament: 2020
State Championship Years: A/2017
Runner-up: A/2019



Season Record 19-2

Lincoln Southeast	W	60-22
Omaha Marian	W	50-37
Norfolk	W	41-34
Kearney	W	43-30
Fremont	L	51-60
Lincoln Pius X	L	32-48
Grand Island	W	65-8
Fremont	W	56-51
Gretna	W	61-23
Lincoln Northeast	W	67-39
Kearney	W	41-21
Lincoln North Star	W	59-52
Omaha Central	W	58-54
Columbus	W	59-30
Millard North	W	46-24
Lincoln East	W	55-40
Omaha Northwest	W	73-31
Papillion-LaVista	W	75-49
Lincoln High	W	43-37
Millard West	W	69-31
Norfolk	W	58-35

No.	Name	GR	POS	HT	PTS	AVG	REB	AVG	AST	STL	BLK
2	Teghan Sullivan	12	G	5-8	7	0.6	13	1.1	8	6	0
3	Katie Carpenter	12	G	5-8	110	5.2	43	2.0	36	33	1
4	Sophia Nguyen	12	G	5-2	8	0.7	6	0.5	2	1	0
10	Carly Coen	12	F	5-11	29	1.4	26	1.2	6	7	3
11	Skylar Pieper	12	G	5-8	189	9.0	69	3.3	43	37	3
13	Freddie Wallace	11	F	6-1	166	7.9	102	4.9	9	13	8
15	Kennadi Williams	9	G	5-3	161	8.9	50	2.8	34	47	1
21	Taryn Ling	11	G	5-8	49	2.3	26	1.2	13	20	4
23	Kate Dilsaver	12	G	5-11	178	8.5	72	3.4	42	35	9
24	McKenna Rathbun	11	G	5-8	59	3.3	30	1.7	26	25	2
30	Brinly Christensen	10	G	5-11	86	4.1	33	1.6	15	19	2
32	Alexa Gobel	10	F	5-11	23	1.2	22	1.2	4	5	1
34	Riley Wells	12	F	6-0	83	4.0	48	2.3	15	17	11
35	Trumyne Lee	11	G	5-11	15	1.3	5	0.4	2	0	2

OMAHA CENTRAL Eagles | Purple/White | 22-3

Superintendent: Dr. Cheryl Logan
Principal: Dr. Ed Bennett
Athletic Director: Rob Locken
NSAA Team Enrollment: 1082
Conference: Metro
Head Coach: Michael Kroupa
Assistant Coaches: Joe DeMilt, Jenna Saraka, Mario Henderson, Cherylle Leffall
State Tournament Appearances: 12
Most Recent State Tournament: 2013
State Championship Years: A/1983, A/1984, A/2012



Season Record 22-3

Omaha Benson	W	70-52
Omaha Northwest	W	73-51
Gretna	W	48-41
Elkhorn South	W	67-48
Papillion-LaVista South	W	55-47
Omaha North	W	75-34
Omaha Northwest	W	63-58
Omaha Benson	W	58-50
Gretna	W	61-39
Millard South	L	76-79
Omaha Burke	W	72-39
Millard North	W	47-41
Lincoln East	W	50-40
Bellevue East	W	69-57
Gretna	W	38-29
Lincoln Southwest	L	54-58
Kearney	W	55-43
Millard South	L	64-81
Omaha Northwest	W	54-31
Omaha Westside	W	52-43
Lincoln North Star	W	73-51
Bellevue West	W	74-61
Omaha Marian	W	69-48
Columbus	W	63-35
Lincoln North Star	W	76-54

No.	Name	GR	POS	HT	PTS	AVG	REB	AVG	AST	STL	BLK
1	Paris Devers	9	G	5-4	9	.8	9	.8	7	3	0
2	Claire Williams	11	G	5-5	116	4.6	85	3.4	67	23	2
4	Alahna Davis	11	G	5-0	6	.2	22	.9	15	10	0
13	Inia Jones	9	G	5-6	313	12.5	113	4.5	110	53	3
20	Nyawargak Gatkek	12	F	5-9	83	3.5	58	2.4	10	27	5
22	Dominique Mack	9	F	6-2	39	2.6	23	1.5	5	3	7
23	Aaniya Webb	11	F	5-10	391	15.6	109	4.4	40	44	3
24	Aniah Wayne	11	G	5-8	245	9.8	120	4.8	46	45	10
25	Nyanuar Pal	12	C	6-3	170	6.8	163	6.5	27	17	67
31	Calista Perkins	11	G	5-6	6	.5	9	.8	0	1	0
33	Kiara Baptiste	9	F	5-9	17	1.5	11	1.0	0	3	0
35	TaShiya McClinton	11	F	5-9	4	.4	9	.8	0	3	1
42	Lilliana Petersen	9	C	6-0	26	2.6	17	1.7	3	3	2
44	Ital Lopuyo	11	C	6-5	109	6.4	113	6.6	3	4	21

MILLARD SOUTH Patriots | Red/White | 23-1

Superintendent: Dr. Jim Suttin
Principal: Heidi Weaver
Athletic Director: Steve Throne
NSAA Team Enrollment: 936
Conference: Metro
Head Coach: Bryce Meyers
Assistant Coaches: Scott Persigehl, Kevin Freeman, Haley Tarpanian, Tatum Stenger, Beth Walker, Morgan Daubert
State Tournament Appearances: 22
Most Recent State Tournament: 2020
State Championship Years: A/1989, A/1992, A/1996
Runner-up: A/1988, A/1993, A/2017, A/2018



Season Record 23-1

Bellevue West	W	69-49
Norfolk	W	63-21
Papillion-LaVista South	W	73-59
Bellevue East	W	59-48
Omaha Burke	W	60-17
Omaha South	W	79-15
Omaha Marian	W	72-55
Omaha Westside	W	56-28
Omaha Central	W	79-76
Omaha Marian	L	66-69
Omaha Benson	W	78-53
Lincoln High	W	96-64
Millard North	W	64-38
Elkhorn South	W	58-40
Millard West	W	73-28
Papillion-LaVista	W	66-43
Glenwood, IA	W	107-83
Omaha Central	W	81-64
Columbus	W	68-29
Lincoln Northeast	W	67-18
Omaha North	W	74-22
Omaha Westside	W	81-54
Lincoln Southeast	W	70-31
Gretna	W	62-56

No.	Name	GR	POS	HT	PTS	AVG	REB	AVG	AST	STL	BLK
5	Miranda Kelly	10	F	5-11	47	2.5	30	1.4	15	17	2
10	Megan Belt	11	G	5-6	288	12.6	59	2.7	54	46	3
11	Alexa Finkenbiner	10	G/F	5-8	92	4	120	5.2	70	45	10
12	Breann Urban	9	G/F	5-7	33	1.4	16	.7	3	0	0
13	Sydney Youngclaus	11	G	5-7	23	1	15	.65	6	5	0
15	Ella Haakinson	11	G/F	5-9	3	.2	2	.2	0	0	0
20	Grace Prucha	10	G	5-7	5	.2	3	.1	1	1	0
21	Olivia Lodu	9	F	5-9	30	1.3	10	.33	3	2	0
22	Cora Olsen	10	G	5-8	318	14.5	107	4.9	79	64	8
23	Mya Babbitt	10	G	5-8	374	18.2	71	3.3	69	75	3
24	Khloe Lemon	10	G/F	5-9	318	14.5	77	3.6	50	34	3
33	Caitlyn Lessig	12	F	5-8	27	1.3	22	.9	9	9	0
34	Juliana Jones	10	G/F	5-11	120	6.7	87	4.8	44	45	15

LINCOLN EAST Spartans | Royal Blue/White | 13-9

Superintendent: Dr. Steve Joel
Principal: Susan Cassata
Athletic Director: Zach Limbach
NSAA Team Enrollment: 843
Conference: Heartland
Head Coach: Dennis Prichard
Assistant Coaches: Brian Bullington, Ray Corona, Ty Bell, Vernon Jiles
State Tournament Appearances: 20
Most Recent State Tournament: 2020
State Championship Years: A/1977, A/1987, A/2004, A/2016
Runner-up: A/2003, A/2020



Season Record 13-9

Grand Island	W	64-18
Millard North	W	53-34
Lincoln High	W	74-63
Lincoln Pius X	L	60-81
Gretna	W	43-35
Lincoln Northeast	W	58-34
Fremont	L	60-77
Omaha Central	L	40-50
Kearney	L	35-51
Lincoln North Star	W	50-46
Lincoln High	L	49-52
Lincoln Southeast	W	34-20
Millard West	W	66-42
Lincoln Pius X	L	38-46
Bellevue West	L	38-45
Columbus	W	58-44
Lincoln Southwest	L	40-55
Omaha Westside	W	60-41
Norfolk	W	58-28
Papillion-LaVista	L	47-55
Lincoln Northeast	W	46-34
Papillion-LaVista South	W	63-44

No.	Name	GR	POS	HT	PTS	AVG	REB	AVG	AST	STL	BLK
3	Keatyn Musiel	9	F	5-10	19	1.4	11	0.8	2	7	1
4	Olivia Kugler	12	G	5-7	255	11.6	63	2.9	39	50	2
5	Haley Peterson	12	G	5-6	257	11.7	108	4.9	61	62	4
10	Regan Barnard	9	G	5-5	9	0.8	2	0.2	1	1	0
13	Haley Sprackling	12	C	6-0	68	3.1	54	2.5	15	17	1
15	Kiara Vodehnal	11	F	5-9	0	0	2	0.3	1	1	0
20	Zoie Armstrong	12	F	5-7	61	2.8	64	2.9	16	25	9
22	Lillie Shaw	10	G	5-6	60	2.9	29	1.4	12	15	2
24	Susanna Bovaird	10	G	5-8	4	0.4	0	0	0	0	0
25	Elli Zimmerman	10	G	5-6	0	0	0	0	0	1	0
32	Matalynn Campbell	11	G	5-7	238	10.8	103	4.7	75	69	9
33	Ella Laessig	12	F	5-9	129	5.9	35	1.6	18	24	6
34	Eleanor Bovaird	10	F	5-9	28	1.3	21	1.0	13	7	3
35	Kaylee Denker	10	C	6-0	6	0.5	3	0.3	3	1	3

FREMONT Tigers | Black/Gold | 21-3

Superintendent: Mark Shepard
Principal: Myron Sikora
Athletic Director: Scott Anderson
NSAA Team Enrollment: 551
Conference: Heartland
Head Coach: Kelly Flynn
Assistant Coaches: Daryl Nelsen, Nate Karnatz, Erin Burling, Turner Dahl
State Tournament Appearances: 8
Most Recent State Tournament: 2020



Season Record 21-3

Millard West	W	55-32
North Platte	W	77-55
Grand Island	W	79-33
Omaha Benson	W	71-41
Omaha Burke	W	74-46
Papillion-LaVista	W	72-71
Lincoln Pius X	L	62-66
Lincoln North Star	W	60-43
Lincoln Southwest	W	60-51
Lincoln Pius X	L	67-79
Columbus	W	87-43
Glenwood, IA	W	77-73
Lincoln East	W	77-60
Lincoln Southwest	L	51-56
Omaha Marian	W	73-49
Lincoln Southeast	W	55-21
Norfolk	W	77-66
Bellevue East	W	45-32
Lincoln High	W	90-69
Kearney	W	64-43
Lincoln North Star	W	86-77
Lincoln Northeast	W	69-38
Elkhorn South	W	79-54
Papillion-LaVista	W	93-52

No.	Name	GR	POS	HT	PTS	AVG	REB	AVG	AST	STL	BLK
2	Sydney Glause	9	G	5-6	6	.4	8	0.6	3	2	0
3	Amber Millard	12	G	5-4	0	0	2	.4	0	0	0
4	Margaret McClain	10	G	5-4	6	.8	9	1.1	0	1	0
10	Taylor McCabe	11	G	5-9	577	24	118	4.9	86	65	23
11	Amelia Knosp	12	G	5-9	5	0.4	14	1.1	1	3	0
14	Emmalee Sheppard	10	G	5-7	45	1.9	64	2.7	20	23	2
21	Elise Estudillo	11	G	5-11	0	0	5	0.6	0	1	0
22	Isabella Keaton	11	G	5-5	154	6.4	53	2.2	76	36	6
31	McKenna Murphy	9	G	5-8	144	6.0	58	2.4	34	23	8
32	Sarah Shepard	11	G	5-11	283	11.8	159	6.6	54	36	1
33	Charli Earth	12	G	5-9	280	12.7	118	5.4	36	27	5
42	Macy Bryant	11	F	5-11	198	8.2	134	5.6	29	39	28
44	Mackenzie Kinning	11	G	5-9	2	.3	7	1.9	0	1	0
50	Chasity Buschmeyer	10	C	6-0	0	0	0	0	0	0	0

NORTH PLATTE Bulldogs | Royal Blue/Gold | 16-6

Superintendent: Ron Hanson
Principal: Scott Siegel
Athletic Director: Jordan Cudney
NSAA Team Enrollment: 427
Conference: Greater Nebraska Athletic Conference
Head Coach: Tyson Hammond
Assistant Coaches: Bridget Haneborg, Kyle Milton, Jill Faxon, Adam Sterup
State Tournament Appearances: 10
Most Recent State Tournament: 2020



Season Record 16-6

Northwest	W	64-41
Fremont	L	55-77
Omaha Skutt Catholic	L	26-52
Grand Island Central Catholic	L	59-68
Columbus	W	53-37
Norfolk	W	35-26
Beatrice	L	28-41
Platteview	W	67-35
Kearney	L	50-51
Kearney Catholic	W	49-46
Lexington	W	67-31
Sidney	W	51-35
Northwest	W	42-41
McCook	W	64-27
York	W	54-51
Alliance	W	70-14
Lincoln Pius X	L	38-61
Hastings	W	46-45
Scottsbluff	W	50-42
Gering	W	58-39
Omaha Northwest	W	47-41
Bellevue East	W	64-50

No.	Name	GR	POS	HT	PTS	AVG	REB	AVG	AST	STL	BLK
1	Clancy Brown	9	G	5-8	135	6.1	74	3.4	40	32	2
2	Gracie Haneborg	12	G	5-8	410	18.6	135	6.1	110	118	1
4	Malery States	12	F	5-11	13	1.6	20	2.5	1	2	1
5	Tahjzha Botts	12	G	5-9	76	3.5	55	2.5	10	25	0
10	Brooklyn Ayres	10	G	5-8	0	0	1	.3	0	1	0
11	Emily Hansen	10	F	5-8	3	.8	6	1.5	0	0	0
13	Tatum Montelongo	10	G	5-8	5	.5	3	.3	0	3	0
14	Carly Purdy	10	F	6-0	236	10.7	198	9	18	30	14
20	Jaycee Hipwell	11	G	5-4	7	1.8	7	1.8	2	4	0
21	Baileigh Pack	12	G	5-6	17	.8	34	1.5	17	12	1
23	Kylie Harvey	11	G	5-9	56	2.5	28	1.3	14	10	1
24	Sedina Hayes	11	G	5-9	0	0	0	0	1	0	0
33	Abby Orr	12	F	6-2	173	7.9	122	5.5	36	22	55
43	Keelee Soto	12	F	6-0	7	.5	19	1.3	1	0	2

FIND YOUR PURPOSE

When students choose Midland University, they become a part of something bigger than themselves. They enter into a 137-year history of purpose, achievement, and leadership. Midland is a place where students are known by name — and by their dreams.

Midland meets students at the intersection of their talents and passions, and the needs of the world, where their life purpose is not only identified but refined and fulfilled.

Why Midland?

+ 14:1 Student-Faculty Ratio

+ 4-Year Graduation Guarantee

+ Nebraska's Largest Athletic Department

+ Midland 1:1 Digital Experience, Providing iPads for Every Undergraduate Student



CLASS B

NSAA Girls Basketball Bracket

Pinnacle Bank Arena • March 2 • 9:00 am



#1 Norris
Titans (20-2) 45.5909

vs.



#8 Bennington
Badgers (14-10) 41.8750

Pinnacle Bank Arena • March 2 • 11:15 am



#4 Omaha Skutt Catholic
SkyHawks (19-4) 44.0870

vs.



#5 York
Dukes (20-3) 44.0870

Pinnacle Bank Arena • March 3 • 9:00 am



#2 Elkhorn North
Wolves (18-2) 45.4500

vs.



#7 Omaha Gross Catholic
Cougars (17-6) 42.3043

Pinnacle Bank Arena • March 3 • 11:15 am



#3 Crete
Cardinals (21-3) 44.6250

vs.



#6 Scottsbluff
Bearcats (18-6) 43.7917

Semifinals
Pinnacle Bank Arena • March 5 • 1:30 pm

Winner
Game 1

Winner
Game 2

Finals
Pinnacle Bank Arena • March 6 • 2:00 pm

Winner
Game 5

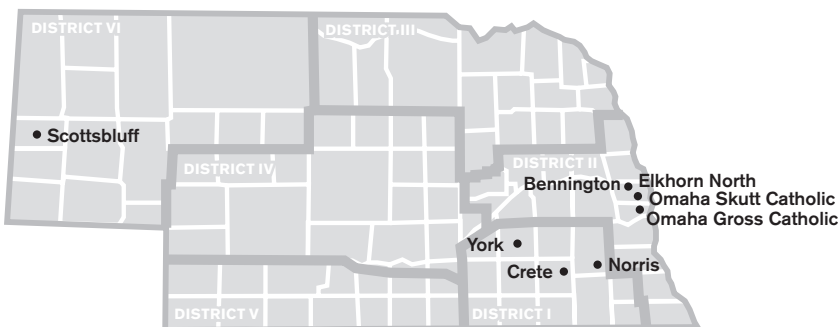
Winner
Game 6

Champion

Semifinals
Pinnacle Bank Arena • March 5 • 4:00 pm

Winner
Game 3

Winner
Game 4



NORRIS Titans | Red/Navy Blue/White | 20-2

Superintendent: Dr. John Schwartz
Principal: Nate Seggerman
Athletic Director: Dr. Mitchell Stine
NSAA Team Enrollment: 250
Conference: Eastern Midlands
Head Coach: Mark Hagerman
Assistant Coaches: Lisa Brown, Jordan Haag, Kylie Hohlen, Eric Lechtenberg
State Tournament Appearances: 13
Most Recent State Tournament: 2020
Runner-up: B/2013, B/2015, B/2017



Season Record 20-2

Blair	W	62-38
Bishop Neumann	W	44-31
Seward	W	53-28
Aurora	W	49-26
Lincoln Christian	W	57-45
Waverly	W	53-21
Elkhorn	W	58-34
Wahoo	L	32-41
Waverly	W	50-29
Crete	W	47-43
York	W	49-34
Bennington	W	50-37
Oakland-Craig	W	51-35
Blair	W	54-39
Elkhorn North	W	60-52
Beatrice	W	37-33
Lincoln Christian	W	44-36
Omaha Skutt Catholic	W	51-48
Elkhorn North	L	41-48
Nebraska City	W	57-12
Crete	W	33-31
South Sioux City	W	78-39

No.	Name	GR	POS	HT	PTS	AVG	REB	AVG	AST	STL	BLK
10	Sophia Talero	11	G	5-5	21	1.0	24	1.1	23	15	0
11	Molly Ramsey	12	G	5-4	51	2.6	52	2.3	72	39	0
12	Anistyn Rice	10	F	5-10	0	0	7	.31	4	4	1
14	Matthea Boon	12	G	5-8	40	1.8	25	1.2	15	1	0
20	Madison Collier	12	G	5-8	184	8.4	58	2.6	31	16	0
22	Ella Waters	11	C	6-3	138	6.6	69	3.2	22	34	4
24	Brianna Stai	12	C	6-0	170	10.0	97	4.4	13	11	15
25	Kalli Kroeker	12	F	6-0	137	6.2	144	6.6	42	40	5
30	Delaney White	11	F	5-9	231	10.5	143	6.5	19	27	6
32	Camee Brown	10	F	5-9	3	.13	1	.05	2	0	1
34	Gracie Kircher	10	C	5-11	112	5.3	80	3.8	45	18	16
35	Sydney Jelinek	11	F	5-11	7	.58	11	.90	3	3	0
40	Sage Burbach	10	F	6-0	16	.72	12	.54	0	2	1

BENNINGTON Badgers | Royal Blue/White | 14-10

Superintendent: Dr. Terry Haack
Principal: Dr. Matt Blomenkamp
Athletic Director: Chris Kessell
NSAA Team Enrollment: 282
Conference: Eastern Midlands Conference
Head Coach: John O'Connor
Assistant Coaches: Teresa Rischling, Sarah Goodwin, Ron Coughlin, Hannah Sowers, Dana Broer
State Tournament Appearances: 6
Most Recent State Tournament: 2020
Runner-up: C1/2009



Season Record 14-10

Wahoo	W	61-36
Elkhorn	W	54-42
Elkhorn North	L	32-48
Omaha Gross Catholic	L	36-43
Omaha Concordia	W	66-39
Crete	L	37-63
Hastings	W	44-38
Scottsbluff	L	34-41
Blair	L	43-66
Ralston	W	59-12
Platteview	W	71-27
Omaha Mercy	W	47-36
Waverly	W	62-53
South Sioux City	W	59-51
Norris	L	37-50
Waverly	W	44-26
Elkhorn North	L	49-61
Blair	W	42-41
Omaha Skutt Catholic	L	45-67
Omaha Duchesne Academy	W	63-26
Omaha Roncalli Catholic	W	56-42
Bellevue West	L	44-62
Omaha Skutt Catholic	L	45-51
Beatrice	W	53-48

No.	Name	GR	POS	HT	PTS	AVG	REB	AVG	AST	STL	BLK
4	Katelyn Dall	12	F	5-10	4	.4	6	.5	0	1	0
5	Averi Baas	10	G	5-4	15	4.6	6	.4	6	7	0
10	Kennedy Ganseboom	10	G	5-9	82	4.6	54	3.0	14	25	2
12	Madalyn Elwood	12	G	5-7	185	7.7	82	3.4	42	32	7
14	Awynne Cornett	11	G	5-6	49	2.0	46	1.9	16	20	1
15	Mazzi Melton	11	G	5-8	80	3.3	62	2.6	15	19	5
23	Abigail Boyes	11	G	5-10	251	12.0	151	7.2	23	20	9
24	Taylor Sedlacek	11	G	5-7	167	7.6	80	3.6	50	52	11
30	Kennedy Dick	10	G	5-8	0	0	0	0	0	0	0
32	Ella Reinhoehl	10	G	5-7	38	1.7	43	1.9	17	10	3
34	Darby Ryan	10	G	5-9	35	2.1	24	1.4	6	5	4
40	Whitney Meier	10	F	5-9	0	0	0	0	0	0	0
42	Emma John	11	F	6-1	182	7.6	147	6.1	8	15	16
44	Alison Mack	11	F	6-1	95	5.3	89	4.9	9	8	7

OMAHA SKUTT CATHOLIC SkyHawks | Kelly Green/Black/Silver | 19-4

Superintendent: Jeremy Moore
Principal: Rob Meyers
Athletic Director: Donn Kasner
NSAA Team Enrollment: 240
Conference: River Cities
Head Coach: Kip Colony
Assistant Coaches: Rick Mintken, Cara Gustafson, Renee Saunders, Rachel Twist, Terry Thielen, Cole Colony
State Tournament Appearances: 7
Most Recent State Tournament: 2019
Runner-up: B/2004



Season Record 19-4

Bishop Neumann	W	72-29
Elkhorn	W	52-50
Omaha Mercy	W	66-25
North Platte	W	52-26
South Sioux City	W	54-36
Lincoln Christian	W	63-34
Crete	L	32-35
Northwest	W	46-31
Sioux City West, IA	W	58-27
Omaha Roncalli Catholic	W	71-32
Lewis Central, IA	W	63-34
Omaha Duchesne Academy	W	75-26
Lexington	W	60-15
South Sioux City	W	64-37
Omaha Gross Catholic	W	48-26
Hastings	W	52-35
Bennington	W	67-45
Omaha Gross Catholic	L	30-31
Elkhorn North	L	53-68
Norris	L	48-51
Bennington	W	51-45
Elkhorn	W	59-47
Ashland-Greenwood	W	65-44

No.	Name	GR	POS	HT	PTS	AVG	REB	AVG	AST	STL	BLK
2	Jesse Trout	11	G	5-5	14	1.1	0	0	0	3	1
4	Mayson Gordon	12	G	5-5	55	2.4	30	1.3	38	17	1
10	Peyton McCabe	9	G	5-4	258	11.2	55	2.4	41	23	1
20	Addison Burt	9	G	5-7	94	4.1	55	2.4	57	21	4
22	Lindsay Krause	12	C	6-4	199	13.3	176	11.7	13	29	30
24	Victoria Van Dyke	11	G	5-6	148	6.4	86	3.8	33	29	0
30	Kaelyn Reeves	12	F	5-8	45	2	120	5.3	46	44	0
32	Julia Connealy	10	C	5-8	19	1.1	36	2	3	3	3
34	Cecilia Behrens	11	G	5-9	375	16.3	128	5.6	46	33	11
40	Alexa Rose	12	F	5-6	47	2	35	1.5	16	14	0
42	Addyson Seaman	12	G	5-7	18	0.9	14	0.74	12	6	1
52	Madison Livingston	10	C	5-8	2	2	0	0	0	0	0
54	Sophia Hoffmann	12	F	5-7	25	1.4	8	0.4	6	4	1

YORK Dukes | Navy Blue/Vegas Gold | 20-3

Superintendent: Dr. Mitch Bartholomew
Principal: Jason Heitz
Athletic Director: Tyler Herman
NSAA Team Enrollment: 160
Conference: Central
Head Coach: Matt Kern
Assistant Coaches: Molly Maronde, Matt Fike
State Tournament Appearances: 12
Most Recent State Tournament: 2018
State Championship Years: B/1977, B/1979



Season Record 20-3

Ralston	W	84-11
Waverly	W	42-38
Lexington	W	75-45
Elkhorn	W	53-51
Aurora	W	36-19
Hastings	W	40-28
Adams Central	W	46-37
Kearney Catholic	W	53-33
Hastings St. Cecilia	W	37-33
Schuyler	W	78-16
Columbus Scotus	W	55-33
Northwest	W	58-50
Norris	L	34-49
Fairbury	W	48-35
North Platte	L	51-54
Aurora	W	53-31
Northwest	L	38-55
Holdrege	W	57-51
Holdrege	W	57-33
Seward	W	51-34
Seward	W	50-37
Northwest	W	36-27
Blair	W	57-52

No.	Name	GR	POS	HT	PTS	AVG	REB	AVG	AST	STL	BLK
2	Brynn Hirschfeld	11	G	5-8	20	1.2	16	.9	8	2	0
3	Masa Scheierman	11	F	6-1	200	8.7	252	11.0	39	26	68
5	Kynli Combs	9	G	5-9	0	0	0	0	0	0	0
10	Kiersten Portwine	9	G	5-5	112	4.9	48	2.1	33	32	2
11	Destiny Shepherd	11	G	5-5	210	9.1	41	1.8	37	34	1
12	Maddie Portwine	12	G	6-0	379	16.5	90	3.9	58	37	12
13	Kassidy Stuckey	9	F	5-9	0	0	0	0	0	0	0
14	Meaghan Rowe	12	F	5-9	40	1.7	51	2.2	20	15	6
23	Lauryn Haggadone	10	G	5-8	0	0	0	0	0	0	0
24	Mattie Pohl	11	G	5-6	136	7.6	94	5.2	16	23	4
30	Mia Burke	10	F	5-8	15	1.1	11	.8	8	5	1
32	Rylyn Cast	10	F	5-9	46	2.0	58	2.5	20	14	11
33	Addison Cotton	10	F	5-7	6	.5	20	1.8	1	3	0
40	Josephine Loosvelt	10	G	5-5	25	1.7	42	2.8	16	8	3

ELKHORN NORTH Wolves | Black/Grey/Blue | 18-2

Superintendent: Bary Habrock
Principal: Dan Radicia
Athletic Director: Luke Ford
NSAA Team Enrollment: 171
Conference: Eastern Midlands Conference
Head Coach: Ann Prince
Assistant Coaches: Tony Weinandt, Lindsey Schlosser, Laura Dischler
State Tournament Appearances: 1



Season Record 18-2

Omaha Duchesne Academy	W	53-36
Bennington	W	48-32
Weeping Water	W	62-40
Seward	W	71-32
Waverly	W	56-33
Omaha Mercy	W	62-14
Bishop Neumann	W	69-27
Wahoo	W	60-40
Omaha Roncalli Catholic	W	64-38
Ashland-Greenwood	W	75-45
BRLD	W	65-26
Omaha Gross Catholic	W	61-39
Aurora	W	46-36
Bennington	W	61-49
Norris	L	52-60
Omaha Skutt Catholic	W	68-53
Blair	W	60-37
Norris	W	48-41
Elkhorn	L	60-65
Hastings	W	61-60

No.	Name	GR	POS	HT	PTS	AVG	REB	AVG	AST	STL	BLK
0	Halle Pribnow	9	G	5-2	4	0.5	2	2	3	1	0
1	Reese Booth	9	G	5-7	48	2.8	45	2.6	28	19	1
2	Britt Prince	9	G	5-10	469	23.4	134	6.7	74	58	9
3	Grace Heaney	10	C	6-2	10	1.0	18	1.8	0	2	0
5	Meghan Cunningham	10	G	5-6	0	0	4	0.3	5	5	0
10	Grace Thompson	10	G	5-8	120	6.0	53	2.6	46	53	16
11	Addyson Maxell	9	G	5-2	0	0	0	0	0	0	0
12	Kendall Backora	11	C	6-0	4	0.4	5	0.5	0	0	0
14	Finley Gragert	10	F	5-8	11	0.6	19	1.1	4	9	2
15	Hannah Nadgwick	10	C	5-11	126	6.3	130	6.5	20	13	17
22	Sydney Stodden	9	G	5-7	9	0.5	21	1.2	2	4	1
23	Reilly Palmer	11	F	5-9	250	12.5	65	3.3	36	25	3
24	Michaela Palmer	11	F	5-9	10	1.0	4	0.4	0	1	0
25	Molly Bruggeman	11	F	5-9	150	7.5	80	4.0	22	20	4

OMAHA GROSS CATHOLIC Cougars | Burnt Orange/Royal Blue | 17-6

Superintendent: Dr. Dorothy Ostrowski
Principal: Paulette Neuhalfen
Athletic Director: Mike Dempsey
NSAA Team Enrollment: 181
Conference: River Cities
Head Coach: Marty Gilson
Assistant Coaches: Tom Van Haute, Lynsey Matulka, Vince Rice
State Tournament Appearances: 8
Most Recent State Tournament: 2015
State Championship Years: A/1991



Season Record 17-6

Norfolk Catholic	W	50-35
Grand Island Central Catholic	L	35-45
Bennington	W	43-36
Platteview	W	44-38
Omaha Duchesne Academy	W	58-33
Bishop Neumann	W	61-55
Aurora	L	45-47
Blair	W	50-39
Waverly	L	33-35
Nebraska City	W	50-26
Ralston	W	72-19
Elkhorn North	L	39-61
Omaha Mercy	W	53-23
Omaha Roncalli Catholic	W	56-30
Omaha Skutt Catholic	L	26-48
Omaha Roncalli Catholic	W	39-25
Elkhorn	W	46-39
Omaha Skutt Catholic	W	31-30
Omaha Concordia	W	64-51
South Sioux City	L	62-68
Ralston	W	73-34
Omaha Duchesne Academy	W	65-43
Northwest	W	42-38

No.	Name	GR	POS	HT	PTS	AVG	REB	AVG	AST	STL	BLK
1	Rachel Culhane	12	G	5-4	268	11.7	52	2.3	79	62	4
2	Alexa Budler	11	G	5-5	15	1.9	3	.4	1	5	0
3	Brooklyn Vomacka	9	F	5-8	0	0	2	2.0	0	0	0
4	Savana Sweeney	9	G	5-3	3	.6	2	.4	3	1	0
10	Brooklynn Kottich	12	G	5-6	125	5.4	60	2.6	9	20	5
11	Jessica Carroll	11	G	5-7	6	.5	4	.4	2	0	0
13	Jenna Skradski	11	F	5-9	157	6.8	183	8.0	43	24	35
14	Jordan Skradski	11	C	5-9	81	3.5	134	5.8	30	26	18
15	Tessa Egermier	11	F	5-8	13	.8	19	1.1	4	0	1
20	Sydney Herren	12	G	5-7	185	8.0	60	2.6	26	40	2
21	Maria Connealy	10	G	5-6	5	.6	5	.6	1	5	0
24	Theodosia Mba	12	C	5-10	276	12.0	215	9.3	17	38	33
25	Megan Hempel	9	G	5-6	0	0	0	0	0	0	0
51	Makenna Earnest	10	F	5-7	3	.5	2	.3	0	1	0

CRETE Cardinals | Red/Blue | 21-3

Superintendent: Dr. Joshua Allen McDowell
Principal: Jason Weber
Athletic Director: BT Kracl
NSAA Team Enrollment: 211
Conference: Central East
Head Coach: John Larsen
Assistant Coaches: Alex Mach, Paul Smith, Beth Bowman
State Tournament Appearances: 14
Most Recent State Tournament: 2020
State Championship Years: B/1981, B/2020
Runner-up: B/2007, B/2019



Season Record 21-3

Columbus Lakeview	W	43-40
Hastings	W	52-29
Beatrice	W	39-37
Northwest	W	40-30
Fairbury	W	41-21
Bennington	W	63-37
Waverly	W	34-22
Omaha Skutt Catholic	W	35-32
Maryville, MO	L	28-39
Lincoln Christian	W	41-35
Wahoo	W	43-32
Norris	L	43-47
Seward	W	60-40
Nebraska City	W	63-35
Elkhorn	W	46-39
Seward	W	59-28
Holdrege	W	28-27
Northwest	W	45-38
Schuyler	W	52-8
Platteview	W	50-38
Aurora	W	38-26
Beatrice	W	44-37
Norris	L	31-33
Waverly	W	40-31

No.	Name	GR	POS	HT	PTS	AVG	REB	AVG	AST	STL	BLK
3	Hannah Newton	12	F	5-11	315	13.2	72	3	44	68	10
4	Ashlyn Adam	12	G	5-4	34	1.4	23	1	10	6	0
5	Jenna Andindi	9	G	5-5	6	.8	6	.8	2	0	0
10	Leah Jurgens	12	F	5-7	162	6.8	49	2	20	35	6
11	Lauren Maly	9	F	5-9	5	.7	3	.6	1	1	0
15	Alexa Kraus	10	F	5-9	6	.6	10	1	3	0	0
20	Mackenzie Steuer	10	G	5-8	32	1.8	30	1.3	3	5	0
22	Karlee Henning	11	G	5-7	17	1.3	10	1	4	3	0
23	Kaitlyn Wendt	11	F	5-9	13	1.3	10	1	4	3	0
24	Marli Stones	10	G	5-6	50	2.1	76	3.2	42	33	2
31	Marin Rasgorshak	9	C	6-1	106	4.4	96	4	25	4	54
32	Brooke Deisley	11	F	5-9	134	6.1	86	3.9	36	25	3
34	Alexis Mach	12	F	5-9	165	6.9	153	6.4	39	19	11

SCOTTSBLUFF Bearcats | Red/White | 18-6

Superintendent: Rick Myles
Principal: Justin Shaddick
Athletic Director: Dave Hoxworth
NSAA Team Enrollment: 397
Conference: Greater Nebraska/Western
Head Coach: Dave Bollish
Assistant Coaches: Hattie Burford, Leslie Foral, Mike Burda, Jourdan Land
State Tournament Appearances: 6
Most Recent State Tournament: 2020



Season Record 18-6

Alliance	W	69-31
Mitchell	W	58-47
Chadron	W	41-40
Gillette-Campbell County, WY	W	50-43
Cody, WY	L	47-52
Gering	W	55-48
Chadron	W	57-39
St. Thomas More, SD	L	39-66
Lexington	W	50-35
Bennington	W	41-34
South Sioux City	W	65-45
Mitchell	W	60-43
Morrill	W	59-43
Ogallala	W	64-35
Cheyenne East, WY	L	50-65
Cheyenne Central, WY	L	50-53
Gering	W	50-40
Casper Natrona, WY	L	70-80
Alliance	W	72-25
Sidney	W	41-38
North Platte	L	42-50
McCook	W	59-41
Gering	W	76-51
Elkhorn	W	49-37

No.	Name	GR	POS	HT	PTS	AVG	REB	AVG	AST	STL	BLK
1	Mariyah Avila	11	G	5-5	265	11	92	4	61	54	2
3	Isabella Wright	12	G	5-6	93	4	66	2.75	22	20	1
4	Avery Fox	12	G	5-7	12	.5	16	1	2	0	0
11	California Wright	12	G	5-5	44	3	33	1.8	18	14	1
12	Tierra West	10	G	5-7	15	1	11	1	5	6	1
14	Paige Horne	9	F	5-11	23	.9	34	2	6	6	5
20	Shae Willats	10	G	5-4	17	1	20	1.5	7	6	0
21	Taryn Spady	10	G	5-5	6	1	5	1	1	4	1
22	Anna Kelley	10	G	5-5	119	5	50	2	23	11	1
23	Sabrina Harsh	10	F	6-1	206	9.4	164	7.7	14	33	50
25	Emma Foote	12	G	5-6	177	7.4	94	4	56	40	2
30	Jamisin Howard	12	G	5-9	62	2.3	62	2.6	11	21	3
33	Payton Burda	10	G	5-8	229	9.5	65	2.7	32	20	2
54	Quincey Johnson	12	F	5-10	20	.8	29	1.2	0	4	2

Sports Medicine



It doesn't matter if you win or lose, it's how you play the game—and who you trust to treat the injuries. At Children's Hospital & Medical Center, our team of sports medicine physicians, orthopedic surgeons, physical therapists and athletic trainers treat, operate on and work to heal your athlete, helping them return to the game and the books.

To find a Sports Medicine specialist for your athlete, call **402-955-PLAY (7529)** or visit [ChildrensOmaha.org/Sports-Medicine](https://www.ChildrensOmaha.org/Sports-Medicine).

CLASS C1

NSAA Girls Basketball Bracket

Pinnacle Bank Arena • March 3 • 1:30 pm

#1 Grand Island Central Catholic
Crusaders (21-2) 45.3478

vs.

#8 Winnebago
Indians (15-10) 42.0000

Pinnacle Bank Arena • March 3 • 4:00 pm

#4 Broken Bow
Indians (23-1) 45.1250

vs.

#5 North Bend Central
Tigers (21-3) 44.6667

Pinnacle Bank Arena • March 3 • 6:15 pm

#2 Lincoln Lutheran
Warriors (19-2) 45.1429

vs.

#7 Sidney
Lady Raiders (18-6) 43.8333

Pinnacle Bank Arena • March 3 • 8:30 pm

#3 Hastings St. Cecilia
Hawkettes (22-2) 45.1250

vs.

#6 Syracuse
Rockets (21-3) 44.3333

Semifinals
Pinnacle Bank Arena • March 5 • 9:00 am

Winner
Game 1

Winner
Game 2

Finals
Pinnacle Bank Arena • March 6 • 10:45 am

Winner
Game 5

Winner
Game 6

Champion

Semifinals
Pinnacle Bank Arena • March 5 • 11:15 am

Winner
Game 3

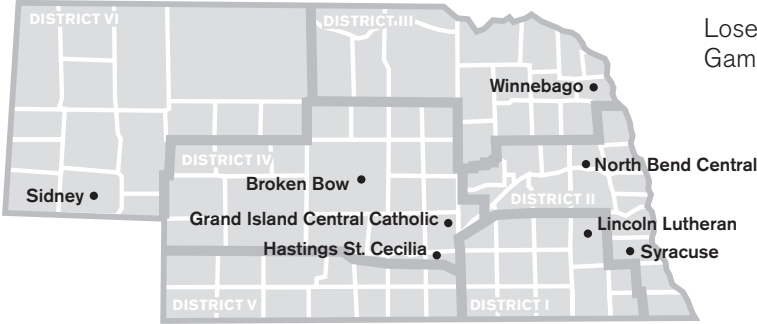
Winner
Game 4

Consolation
Lincoln Northeast • March 6 • 9:00 am

Loser
Game 5

Loser
Game 6

Third Place



GRAND ISLAND CENTRAL CATHOLIC Crusaders | Columbia Blue/Navy Blue/White | 21-2

Superintendent: Jordan Engle
Principal: Jordan Engle
Athletic Director: Dick Ross
NSAA Team Enrollment:60
Conference: Centennial West
Head Coach: Makenzie Dunham & Kevin Mayfield
Assistant Coaches: Dick Ross, Howard Schumann
State Tournament Appearances: 9
Most Recent State Tournament: 2020



Season Record 21-2

Omaha Gross Catholic	W	45-35
Norfolk Catholic	W	46-31
Centura	W	62-22
Columbus Scotus	W	58-43
North Platte	W	68-59
Blue Hill	W	60-21
Lincoln Christian	W	57-24
Sutton	W	52-36
Fullerton	W	56-41
Northwest	W	43-36
Kearney Catholic	W	38-36
Doniphan-Trumbull	W	61-20
Wood River	W	43-34
Adams Central	W	50-45
Bishop Neumann	L	28-52
Archbishop Bergan	W	59-49
Aurora	W	50-41
Cozad	W	54-28
Lexington	W	49-29
Hastings St. Cecilia	L	26-41
Doniphan-Trumbull	W	42-24
St. Paul	W	38-30
Louisville	W	38-30

No.	Name	GR	POS	HT	PTS	AVG	REB	AVG	AST	STL	BLK
2	Raegan Gellatly	12	G	5-2	20	1.0	27	1.3	17	11	0
4	Alexis Mudloff	12	G	5-6	76	3.3	98	4.3	82	43	6
10	Amanda Kulp	12	G	5-5	4	0.2	22	1.1	5	9	2
12	Jenna Heidek	11	G	5-4	143	6.2	65	2.8	72	40	2
14	Grace Herbek	12	G	5-6	60	2.6	44	1.9	12	10	0
20	Hannah Gellatly	10	G	5-1	0	0	2	0.7	1	0	0
22	Alyssa Wilson	11	G	5-6	140	6.1	64	2.8	26	22	2
30	Avery Kelly	10	G	5-6	3	1.0	2	0.7	1	2	0
32	Kylie Gangwish	10	F	5-7	7	1.2	1	0.2	0	1	0
34	Avery O'Boyle	9	G	5-3	0	0	0	0	0	0	0
42	Chloe Cloud	11	C	6-2	199	9.5	136	6.5	31	24	31
44	Carolyn Maser	9	C	6-1	44	2.2	38	1.9	10	7	2
50	Lucy Ghaifan	10	C	6-0	171	10.1	125	7.4	18	23	11

WINNEBAGO Indians | Blue/White | 15-10

Superintendent: Dan Fehringer
Principal: Lori Tremayne
Athletic Director: Adam James
NSAA Team Enrollment:63
Conference: Lewis & Clark
Head Coach: Treivan Bear
Assistant Coaches: Teisha Snyder, Sky Aldrich
State Tournament Appearances: 2
Most Recent State Tournament: 1990



Season Record 15-10

Homer	W	57-41
Walthill	W	74-17
Pender	L	41-59
Adams Central	L	54-58
Oakland-Craig	L	50-56
Guardian Angels Central Catholic	L	35-78
Norfolk Catholic	W	53-35
Auburn	L	58-60
Homer	W	52-49
Hartington Cedar Catholic	L	62-67
O'Neill	L	33-54
Laurel-Concord-Coleridge	W	55-49
Tri County Northeast	W	70-44
Wynot	L	40-57
Ponca	L	37-51
Lower Brule, SD	W	66-38
Hartington-Newcastle	W	68-34
Randolph	W	60-33
Ponca	L	45-72
Wakefield	W	79-51
Wakefield	W	58-38
Omaha Nation	W	91-43
Battle Creek	W	60-55
Pierce	W	33-23
Malcolm	W	51-49

No.	Name	GR	POS	HT	PTS	AVG	REB	AVG	AST	STL	BLK
0	Latecia Contreras	10	G	5-7	5	1.0	6	1.2	1	1	0
1	Natasha Deal	12	G	5-8	197	10.1	103	5.7	91	45	14
2	Sinya Harlan	12	F	5-8	69	3.4	85	4.5	29	15	7
4	Lakaylah Kearnes	10	G	5-4	36	1.8	23	1.2	18	14	0
5	Tavey Sheridan	10	G	5-4	12	1.5	10	1.3	4	6	0
10	Auriah Means-Ghostdog	11	F	5-9	24	2.2	21	2.1	1	3	2
13	Mackenzie DeCora	12	F	5-8	0	0.0	3	1.5	1	2	1
15	Amani Means-Ghostdog	10	F	5-8	5	1.0	4	1.0	1	1	1
20	Ciarra Frenchman	10	G	5-7	36	2.1	21	1.2	10	13	0
22	Madeline Cleveland	12	F	6-0	188	10.0	80	4.7	34	30	25
23	Keisha Snyder	12	C	5-10	363	18.5	237	12.5	50	32	10
24	Sylvia Valentino	10	G	5-7	134	6.5	60	3.2	29	40	6
34	Amour Sheridan	10	G	5-7	0	0	0	0	0	0	0
44	Kelsi DeCora	11	C	5-8	20	1.5	23	1.8	3	0	0

BROKEN BOW Indians | Red/White/Black | 23-1

Superintendent: Darren Tobey
Principal: Rusty Kluender
Athletic Director: Jeff Ellis
NSAA Team Enrollment: 94
Conference: Southwest
Head Coach: Kelly Cooksley
Assistant Coaches: Kinsi Coleman, Riley Weems, Kate Fox
State Tournament Appearances: 3
Most Recent State Tournament: 2003
State Championship Years: C1/2003



Season Record 23-1

Arcadia/Loup City	W	52-27
North Platte St. Patrick's	W	59-28
Amherst	W	58-33
Minden	W	49-34
Ainsworth	W	62-48
St. Paul	W	44-30
Alliance	W	61-14
Adams Central	W	48-41
Hershey	W	57-40
McCook	W	65-24
Holdrege	W	30-18
Oakland-Craig	W	50-37
Kearney Catholic	W	67-49
Wood River	L	47-54
Gothenburg	W	41-33
Valentine	W	47-25
Cozad	W	63-26
Gothenburg	W	41-25
Ainsworth	W	53-22
Lexington	W	58-37
Ord	W	54-35
Ainsworth	W	70-43
O'Neill	W	49-44
Columbus Scotus	W	31-21

No.	Name	GR	POS	HT	PTS	AVG	REB	AVG	AST	STL	BLK
1	Graycee Oeltjen	12	G	5-5	27	1.5	10	0.1	1	2	0
2	Cassidy Schweitzer	9	G	5-5	0	0	0	0	0	0	0
3	Kailyn Scott	11	G	5-5	225	10.2	87	3.8	42	73	2
4	Emma Taylor	9	G	5-5	8	0.6	8	0.1	2	2	0
5	Joscelyn Coleman	11	F	5-5	70	3.7	29	1.2	18	18	0
10	MaKinley Tobey	9	G	5-8	28	1.5	26	1.1	3	2	1
12	Kali Staples	12	G	5-7	217	9.4	92	4.0	133	52	1
14/42	Callie White	11	F	5-6	44	2.0	68	3.0	17	29	1
20	Madison Jackson	12	G	5-5	2	0.1	4	0.1	3	2	0
22	Kennedy Garcia	11	G	5-5	60	2.8	26	1.1	10	18	0
24	Kya Scott	11	G	5-7	307	13.3	80	3.5	46	65	2
30	Emma Schall	12	F	6-1	44	1.9	81	3.5	12	15	24
32	Halle McCaslin	9	G	5-6	98	4.2	57	2.4	5	14	0
44	Kassidy Cyboron	12	F	5-10	89	3.9	103	4.4	8	26	3

NORTH BEND CENTRAL Tigers | Orange/Black | 21-3

Superintendent: Dan Endorf
Principal: Brenda Petersen
Athletic Director: Jonathan Baehr
NSAA Team Enrollment: 79
Conference: East Husker
Head Coach: Aaron Sterup
Assistant Coaches: Kyle Meyer, Fred Ladehoff
State Tournament Appearances: 12
Most Recent State Tournament: 2020
State Championship Years: C1/1999, C1/2001, C1/2020
Runner-up: C1/1998



Season Record 21-3

Twin River	W	72-16
Seward	W	59-28
West Point-Beemer	W	63-38
Stanton	W	60-19
Milford	W	50-27
Guardian Angels Central Catholic	W	67-38
Humphrey/Lindsay Holy Family	W	61-39
Raymond Central	W	63-23
Pender	L	42-49
Arlington	W	60-17
Archbishop Bergan	W	49-38
Columbus Scotus	W	47-26
Oakland-Craig	W	56-39
Glenwood, IA	L	58-70
Wisner-Pilger	W	60-26
Howells-Dodge	W	60-25
West Point-Beemer	L	46-57
Oakland-Craig	W	59-36
Tekamah-Herman	W	72-41
Howells-Dodge	W	59-38
Wayne	W	56-32
Arlington	W	38-22
West Point-Beemer	W	46-38
West Point-Beemer	W	40-29

No.	Name	GR	POS	HT	PTS	AVG	REB	AVG	AST	STL	BLK
11	Kendyl Boyce	12	F	5-8	22	1.1	15	.8	3	1	1
12	Hannah Williams	12	G	5-6	95	4.0	41	1.8	26	30	0
14	Ally Pojar	12	F	5-9	110	4.6	87	3.8	9	11	28
20	Aleya Bourek	11	G	5-6	3	.2	6	.4	4	1	0
21	Madison Bishop	10	G	5-6	51	2.1	23	1.0	19	10	2
22	Haley Johnson	10	G	5-6	9	.8	8	.7	1	3	1
23	Kaitlyn Emanuel	10	F	6-0	403	16.8	181	7.9	44	95	19
24	Cierra Kluthe	12	F	5-10	205	8.9	134	6.1	39	45	2
30	Sydney Emanuel	11	G	5-7	359	15.0	85	3.7	60	68	9
32	Josie Cleveringa	9	F	5-9	30	1.8	33	1.9	9	7	4
34	Madelyn Gaughen	11	F	5-9	56	2.3	90	3.9	31	23	6

LINCOLN LUTHERAN Warriors | Blue/Gold/White | 19-2

Superintendent: Scott Ernstmeyer
Principal: Matt Heibel
Athletic Director: Joel Brase
NSAA Team Enrollment: 59
Conference: Centennial
Head Coach: Wade Coulter
Assistant Coaches: Bill Richt, Harrison Martin
State Tournament Appearances: 2
Most Recent State Tournament: 2014



Season Record 19-2

Lincoln Christian	L	35-53
Milford	W	42-34
Syracuse	W	37-29
Aquinas Catholic	W	37-27
Seward	W	58-35
Fairbury	W	39-19
Arlington	W	46-23
Omaha Concordia	W	49-22
Wahoo	W	50-23
Douglas County West	W	53-32
Elmwood-Murdock	W	42-21
Lourdes Central Catholic	W	47-40
Archbishop Bergan	W	45-26
Bishop Neumann	W	47-46
Columbus Scotus	L	20-29
Lincoln Christian	W	43-26
Ralston	W	50-7
Auburn	W	32-22
Milford	W	36-19
Lincoln Christian	W	45-22
Gothenburg	W	31-23

No.	Name	GR	POS	HT	PTS	AVG	REB	AVG	AST	STL	BLK
1	Raegan Holle	11	G	5-5	24	1.5	31	1.5	17	39	0
3	Jenna Luebbe	9	G	5-7	76	3.6	24	1.1	18	26	1
10	Abby Wachal	10	F	5-9	181	8.6	52	2.5	21	56	3
12	Shanae Bergt	11	G	5-9	97	4.6	31	1.5	38	62	3
20	Jamison Wahl	10	G	5-8	95	4.5	36	1.7	15	33	0
21	Erika Young	10	F	5-9	32	1.5	21	1	13	24	1
22	Elsa Meyer	10	F	5-8	83	4.0	19	0.9	5	18	1
25	Addi Ernstmeyer	12	F	5-9	107	5.1	81	3.9	22	44	3
33	Jordan Ernstmeyer	10	F	5-10	45	2.1	59	2.8	8	28	7
35	Sophie Wohlgemuth	9	F	5-9	0	0	0	0	0	0	0
40	Katelynn Oxley	11	C	6-3	186	8.9	104	5.0	11	23	27
45	Molli Martin	11	C	6-0	8	0.4	7	0.3	0	3	0

SIDNEY Lady Raiders | Red/White | 18-6

Superintendent: Jay Ehler
Principal: Chris Arent
Athletic Director: Paul Newland
NSAA Team Enrollment: 124
Conference: Western
Head Coach: Tyler Shaw
Assistant Coaches: Matt McKay, Dan Dorwart, Jessica Hanks
State Tournament Appearances: 16
Most Recent State Tournament: 2020
Runner-up: B/1982, B/1984



Season Record 18-6

Gering	W	55-52
Chadron	L	30-44
Alliance	W	54-2
Chase County	W	49-41
Bayard	W	69-28
Alliance	W	67-24
Gordon-Rushville	W	53-40
Mitchell	W	46-42
Ord	L	41-50
Holdrege	L	34-36
South Sioux City	W	49-35
Gering	W	51-43
McCook	W	67-36
Mitchell	W	52-34
Ogallala	W	49-39
North Platte	L	35-51
Gothenburg	W	52-44
Chadron	L	46-54
Gering	W	58-52
Scottsbluff	L	38-41
Alliance	W	64-24
Ogallala	W	56-45
Chadron	W	57-37
Auburn	W	43-24

No.	Name	GR	POS	HT	PTS	AVG	REB	AVG	AST	STL	BLK
2	Rheagan Stanley	10	G	5-2	83	3.5	36	1.5	14	26	0
4	Brynna Ross	11	G	5-2	138	5.8	69	2.9	36	21	3
5	Morgan Jaggars	12	G	5-8	140	5.8	83	3.5	29	42	3
11	Reese Riddle	10	G	5-6	91	4.1	58	2.5	15	24	1
12	Gabrielle Fortner	10	F	5-10	48	2.3	46	2.1	7	19	2
13	Katie Ramsey	9	G	5-8	60	2.6	27	1.1	19	23	4
15	Reagan Biesecker	12	F	5-9	59	2.8	48	2.2	9	10	2
23	Alecca Campbell	11	F	5-8	197	8.2	94	4.1	27	30	11
24	Aleigha Wachtel	12	G	5-7	28	1.5	11	0.6	5	4	0
30	Jersie Misegadis	12	G	5-7	61	2.5	85	3.5	29	47	4
33	Emilee Wieser	11	F	5-7	32	1.4	38	1.6	11	22	1
41	Karly Sylvester	12	F	6-0	274	11.4	191	8.0	16	20	30
43	Allison Deal	10	G	5-6	4	0.4	3	0.3	1	3	0

HASTINGS ST. CECILIA Hawkettes | Blue/White | 22-2

Superintendent: Fr. Tom Brouillette

Principal: Fr. Cyrus Rowan

Athletic Director: Clint Head

NSAA Team Enrollment: 59

Conference: Centennial West

Head Coach: Greg Berndt

Assistant Coach: Rachel Jelden

State Tournament Appearances: 21

Most Recent State Tournament: 2020

State Championship Years: C/1977, C/1978, C/1979, C1/2011, C2/2019, C2/2020

Runner-up: C/1982, C2/2013, C2/2014, C2/2015



Season Record 22-2

Columbus Scotus	L	32-45
Bishop Neumann	W	45-33
Doniphan-Trumbull	W	62-22
Blue Hill	W	51-27
Ord	W	51-28
Sutton	W	55-21
Fillmore Central	W	59-30
Amherst	W	74-30
York	L	33-37
Sandy Creek	W	53-12
Lincoln Christian	W	61-42
Northwest	W	42-29
Minden	W	57-22
Kearney Catholic	W	37-26
Superior	W	56-36
Aquinas Catholic	W	51-24
Lincoln Christian	W	45-17
Kearney Catholic	W	36-34
Bishop Neumann	W	49-28
Adams Central	W	42-37
Grand Island Central Catholic	W	41-26
Minden	W	55-30
Kearney Catholic	W	40-25
Bishop Neumann	W	30-26

No.	Name	GR	POS	HT	PTS	AVG	REB	AVG	AST	STL	BLK
1	Erin Sheehy	11	G	5-2	38	1.6	41	1.7	34	30	0
2	Allison Stritt	10	G	5-6	3	0.5	3	0.5	0	0	0
4	Bailey Kissinger	11	G	5-6	373	15.5	82	3.4	69	60	0
5	Shaye Butler	11	F	5-9	173	7.5	87	3.8	33	26	0
10	Olivia Kvols	11	G	5-6	5	1.7	0	0	0	0	0
11	Tatum Krikac	9	G	5-6	18	1.5	10	0.8	3	4	0
12	Addison Demuth	9	G	5-5	3	1.5	1	0.5	0	0	0
13	Ryann Sabatka	9	F	5-10	27	1.2	40	1.8	4	3	0
14	Hannah Schneider	10	F	5-6	0	0	0	0	0	0	0
20	Emma Landgren	9	G	5-6	32	1.8	22	1.0	2	5	0
24	Adeline Kirkegaard	11	F	6-2	231	9.6	186	7.8	20	34	0
25	Katharine Hamburger	12	F	5-11	250	10.4	166	6.9	50	64	0

SYRACUSE Rockets | Green/White | 21-3

Superintendent: Brad Buller

Principal: Jarred Royal

Athletic Director: Justin Royal

NSAA Team Enrollment: 83

Conference: Capitol

Head Coach: Andrew Pryor

Assistant Coach: Dana Stark

State Tournament Appearances: 3

Most Recent State Tournament: 1986



Season Record 21-3

Falls City	W	57-24
Fort Calhoun	W	44-16
Johnson County Central	W	60-15
Raymond Central	W	59-13
Nebraska City	W	55-26
Elmwood-Murdock	W	37-29
Lincoln Lutheran	L	29-37
Lourdes Central Catholic	W	48-43
Falls City Sacred Heart	L	38-55
Wilber-Clatonia	W	24-16
Louisville	L	41-54
Milford	W	39-31
Plattsmouth	W	58-28
Ashland-Greenwood	W	52-46
Logan View-Scribner-Snyder	W	50-26
Ashland-Greenwood	W	55-46
Louisville	W	44-37
Douglas County West	W	52-27
Arlington	W	52-28
Auburn	W	41-36
Conestoga	W	54-18
Falls City	W	48-24
Auburn	W	45-34
O'Neill	W	48-44

No.	Name	GR	POS	HT	PTS	AVG	REB	AVG	AST	STL	BLK
10	Kamdyn Stanley	11	G	5-7	32	1.5	28	1.3	19	13	1
12	Lindsey Moss	11	G	5-8	131	5.5	79	3.3	27	31	2
14	Halle Wilhelm	12	G	5-8	102	4.2	73	3.0	86	58	1
20	Delainey Cast	9	G	5-7	99	4.1	53	2.2	43	33	3
24	Kadyn Sisco	9	G/F	5-10	39	2.4	25	1.6	6	14	3
30	Jessica Moss	12	G/F	5-11	143	6.0	149	6.2	66	38	16
32	Suzanna Shanks	12	G	5-6	3	0.8	1	0.2	1	0	0
40	Klayre Roberts	11	F	5-11	98	4.1	72	3.0	57	26	26
42	Cassidy Roberts	11	F	5-11	22	1.6	24	1.7	5	7	2
50	Lily Vollertsen	11	C	6-0	457	19.0	182	7.6	31	44	18
52	Sydney Parsons	11	C	5-6	4	0.3	6	0.5	1	0	0

2020 TEAM CHAMPIONS



CLASS A

Lincoln Pius X



CLASS B

Crete



CLASS C1

North Bend Central

2020 TEAM CHAMPIONS

CLASS C2

Hastings
St. Cecilia



CLASS D1

Pleasanton



CLASS D2

Wynot



Relive all of the exciting action from the

2021 NSAA STATE GIRLS BASKETBALL FINALS

with your own DVD copy!

\$19⁹⁵

PLUS TAX, SHIPPING & HANDLING

call **1-800-868-1868**
visit **netNebraska.org**



SUBSCRIBE
FOLLOW
WATCH

WATCH LIVE NOW!

www.NFHSnetwork.com

THE NATION'S LEADER IN **LIVE** HIGH SCHOOL SPORTS



Also Watch On Demand and Buy a Digital Copy




STREAMING LIVE ON **WWW.NFHSNETWORK.COM** FROM ANY DEVICE

CLASS C2


NSAA Girls Basketball Bracket

Lincoln Southeast • March 3 • 11:00 am




#1 Crofton
Warriors (23-3) 46.2692

vs.




#8 Centennial
Broncos (23-2) 44.5200

Lincoln Southeast • March 3 • 1:30 pm




#4 Bridgeport
Bulldogs (23-3) 45.5000

vs.




#5 Lourdes Central Catholic
Knights (20-4) 45.2917

Lincoln Southeast • March 3 • 4:00 pm




#2 Wood River
Eagles (24-2) 45.6538

vs.




#7 BRLD
Wolverines (20-4) 44.9583

Lincoln Southeast • March 3 • 6:30 pm



#3 Guardian Angels Central Catholic
Bluejays (23-3) 45.6538

vs.



#6 Ponca
Indians (19-4) 45.0870

Semifinals
Pinnacle Bank Arena • March 4 • 6:15 pm

Winner
Game 1

Winner
Game 2

Finals
Pinnacle Bank Arena • March 6 • 8:45 pm

Winner
Game 5

Winner
Game 6

Champion

Semifinals
Pinnacle Bank Arena • March 4 • 8:30 pm

Winner
Game 3

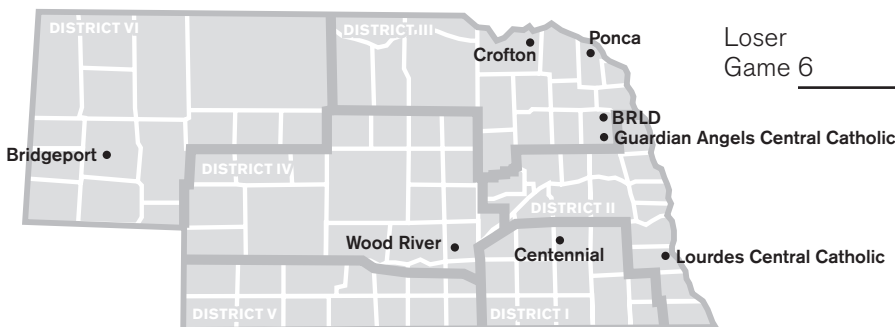
Winner
Game 4

Consolation
Lincoln Northeast • March 5 • 2:00 pm

Loser
Game 5

Loser
Game 6

Third Place



CROFTON Warriors | Maroon/White | 23-3

Superintendent: Chris Look
Principal: Johnnie Ostermeyer
Athletic Director: Ann Kramer
NSAA Team Enrollment: 46
Conference: Mid-State
Head Coach: Aaron Losing
Assistant Coaches: Tiffany Panning, Maggie Moon
State Tournament Appearances: 19
Most Recent State Tournament: 2020
State Championship Years: C1/2005, C1/2006, C1/2007, C2/2012, C2/2013, C2/2014, C2/2015, C2/2016
Runner-up: C1/1991, C1/1994, C2/2011, C2/2019



Season Record 23-3

Laurel-Concord-Coleridge	W	69-28
Boone Central	W	64-27
Boyd County	W	52-6
Guardian Angels Central Catholic	W	53-43
Hartington Cedar Catholic	W	66-24
Niobrara/Verdigre	W	77-45
Creighton	W	83-37
O'Neill	W	63-37
Humphrey St. Francis	L	50-60
Wynot	W	55-37
Ponca	W	57-46
Battle Creek	W	65-24
Newell-Fonda, IA	L	55-80
Viborg-Hurley, SD	W	66-47
West Central, SD	L	53-58
Wayne	W	63-27
Hartington-Newcastle	W	60-36
Pierce	W	50-21
Norfolk Catholic	W	47-31
O'Neill	W	56-38
Guardian Angels Central Catholic	W	60-48
Norfolk Catholic	W	56-36
Randolph	W	55-16
Laurel-Concord-Coleridge	W	71-41
North Central	W	56-24
Freeman	W	62-16

No.	Name	GR	POS	HT	PTS	AVG	REB	AVG	AST	STL	BLK
3	Alexis Folkers	11	G	5-5	195	8.1	86	3.6	112	52	6
4	Jayden Jordan	11	G	5-7	91	5.7	37	2.3	43	35	1
5	Ella Wragge	11	F	5-9	241	9.3	78	3.0	39	48	17
10	Kaley Einrem	12	G	5-6	264	10.2	72	2.8	118	60	4
12	Allie Dahl	12	F	5-9	45	1.7	33	1.3	9	8	0
14	Blair Jordan	10	G	5-5	58	2.4	38	1.6	29	32	1
20	Jada Schmidt	11	F	5-6	20	1.0	19	0.9	2	1	2
22	Ashley Tramp	11	G	5-5	0	0.0	0	0.0	0	0	0
24	Hannah Schieffer	9	C	5-9	16	0.8	22	1.0	2	2	0
30	Brooklynn Fiscus	11	F	5-6	0	0.0	3	0.2	2	1	0
32	Caitlin Guenther	9	F	5-11	98	3.8	57	2.2	21	23	11
34	Eillie Tramp	9	G	5-5	74	2.8	72	2.8	48	49	10
40	Vanessa Sprakel	10	C	5-7	7	0.6	7	0.6	1	3	0
44	Lacey Sprakel	12	C	5-9	455	17.5	166	6.4	34	45	27

CENTENNIAL Broncos | Royal Blue/White | 23-2

Superintendent: Dr. Virginia Moon
Principal: Colin Bargaen
Athletic Director: Jenny Wagner
NSAA Team Enrollment: 45
Conference: Southern Nebraska
Head Coach: Jake Polk
Assistant Coaches: Mark Ortmeier, Ann Endres
State Tournament Appearances: 4
Most Recent State Tournament: 1999



Season Record 23-2

Sandy Creek	W	53-17
Tri County	W	66-28
Fairbury	W	29-27
Milford	W	51-44
Superior	W	47-40
Wilber-Clatonia	W	49-22
Malcolm	L	38-50
Heartland	W	58-18
David City	W	57-45
Sutton	W	47-40
Raymond Central	W	50-25
Shelby-Rising City	W	57-26
Columbus Lakeview	W	46-34
Central City	W	47-37
Wilber-Clatonia	W	48-23
Centura	W	37-20
Thayer Central	W	49-39
Nebraska Christian	W	47-33
Fillmore Central	W	49-38
Thayer Central	W	44-33
Sutton	W	38-28
Yutan	W	38-34
Shelby-Rising City	W	63-22
Cross County	L	31-34
Sutton	W	49-46

No.	Name	GR	POS	HT	PTS	AVG	REB	AVG	AST	STL	BLK
2	Kate Hirschfeld	12	G	5-10	328	13.7	123	5.1	55	89	15
5	Savannah Horne	9	G	5-7	3	0.8	3	0.8	1	2	0
11	Madison Brandenburgh	10	F	5-11	10	1.3	6	0.8	1	1	0
12	Kierra Green	12	G	5-6	92	4.6	22	1.1	19	11	0
15	Daylee Dey	12	G	5-10	151	6.3	55	2.3	60	43	18
21	Cora Payne	9	C	5-11	5	1.0	12	2.4	0	1	1
23	Jaci Opfer	12	F	6-0	74	3.5	77	3.7	18	23	4
25	Halle Kinnett	11	G	5-1	3	0.4	6	0.8	2	2	0
31	Kiley Rathjen	12	C	6-0	88	3.7	90	3.8	17	9	22
33	Madison Avery	12	G	5-3	23	1.6	10	0.7	7	6	1
35	Asia Nisly	12	F	5-10	220	9.2	129	5.4	45	37	11
41	Jaycee Stuhr	12	F	5-11	105	4.4	93	3.9	48	31	10
43	Kailey Ziegler	12	C	5-11	22	1.1	45	2.3	9	3	3
45	Halley Heidtbrink	11	C	5-10	13	1.6	13	1.6	2	4	0

BRIDGEPORT Bulldogs | Purple/Gold/White | 23-3

Superintendent: Chuck Lambert
Principal: Chris Lecher
Athletic Director: Dave Kuhlen
NSAA Team Enrollment: 47
Conference: Western Trails/South Platte Valley
Head Coach: Dave Kuhlen
Assistant Coach: Stephanie Schmidt
State Tournament Appearances: 8
Most Recent State Tournament: 2010



Season Record 23-3

Bayard	W	75-42
Crawford	W	75-25
Hemingford	W	63-26
Sutherland	W	78-16
Mullen	L	49-51
Chadron	W	65-31
Chase County	W	75-67
Southeast, WY	W	61-29
Burns, WY	W	78-51
Ogallala	L	63-69
Hershey	L	50-52
Leyton	W	75-15
Kimball	W	67-22
Mitchell	W	45-41
Sutherland	W	68-20
Chase County	W	70-39
Hershey	W	71-44
Sioux County	W	75-46
Bayard	W	77-38
Mitchell	W	70-32
Gordon-Rushville	W	80-36
Gordon-Rushville	W	75-44
Morrill	W	77-57
Bayard	W	77-48
Gordon-Rushville	W	74-56
Clarkson/Leigh	W	52-44

No.	Name	GR	POS	HT	PTS	AVG	REB	AVG	AST	STL	BLK
0	Olivia Loomis-Gottl	9	G	5-10	462	17.8	178	6.8	102	74	5
1	Brooklyn Mohrman	9	G	5-6	199	7.7	77	3.0	72	88	2
2	Natalie Keenan-Vergil	11	G	5-6	28	1.2	45	2.0	33	31	1
3	Alexis Hill	10	G	4-11	4	0.2	9	0.4	6	15	0
4	Bethany Nichols	10	G	5-7	0	0.0	0	0.0	0	0	0
5	Sydney Nein	12	G	5-4	233	9.0	77	3.0	85	74	1
11	Paige Schmunk	11	G	5-7	34	1.4	17	0.7	5	11	0
13	Megan Cline	9	C	5-9	0	0.0	0	0.0	0	0	0
14	Lindsie Leithead	10	G	5-3	8	0.4	9	0.4	5	5	0
22	Mackenzie Liakos	10	G	5-5	185	7.1	94	3.6	117	71	4
23	Ruthie Loomis-Gottl	10	C	6-2	520	20.0	211	8.1	23	39	112
30	Ellie Cline	11	C	5-10	58	2.2	44	1.7	5	14	20
33	Arista Mancias	12	C	6-3	0	0.0	0	0.0	0	0	0
42	Grace Dean	9	C	5-10	54	2.3	68	2.8	9	11	0

LOURDES CENTRAL CATHOLIC Knights | Royal Blue/White/Black | 20-4

Superintendent: Fr. Jonathan Haschke
Principal: Curt Feilmeier
Athletic Director: Jon Borer
NSAA Team Enrollment: 45
Conference: Pioneer
Head Coach: Mark Madison
Assistant Coaches: Skip Welsh, Elise Buck
State Tournament Appearances: 3
Most Recent State Tournament: 2019



Season Record 20-4

Omaha Duchesne Academy	W	48-33
Elmwood-Murdock	W	44-32
Falls City Sacred Heart	L	46-55
Humboldt-Table Rock-Steinauer	W	62-34
Pawnee City	W	60-19
Archbishop Bergan	W	49-38
Syracuse	L	43-48
Freeman	W	39-27
Bishop Neumann	W	42-40
Johnson-Brock	W	58-11
Falls City	W	55-27
Auburn	L	44-51
Lincoln Lutheran	L	40-47
Sidney, IA	W	63-41
Lewiston	W	56-34
Weeping Water	W	50-37
Tri County	W	52-12
Humboldt-Table Rock-Steinauer	W	42-29
Sterling	W	55-36
Falls City Sacred Heart	W	31-29
Omaha Brownell Talbot	W	44-25
Palmyra	W	61-43
Omaha Brownell Talbot	W	67-41
Ravenna	W	47-40

No.	Name	GR	POS	HT	PTS	AVG	REB	AVG	AST	STL	BLK
1	Jenna Box	9	F	5-10	8	1.3	8	1.3	0	0	0
2	Citlali Rodriguez	10	F	5-8	5	0.7	9	1.3	1	3	0
10	Brianna Fulton	12	G	5-2	182	7.6	53	2.2	58	48	1
12	Ruby Bruggeman	11	G	5-4	9	0.6	8	1.8	4	3	1
14	Ella Welsh	10	G	5-6	75	3.1	34	1.4	40	39	2
15	Emma Heng	12	G	5-5	129	5.4	47	2	46	54	2
21	Elizabeth Heng	11	F	5-7	72	3	48	2	9	25	0
22	Gracie Ragland	11	F	5-4	28	1.4	21	1	13	14	0
23	Aspen Meyer	10	G	5-8	260	10.8	121	5.1	43	62	7
24	Caroline Gay	10	G	5-7	2	.3	3	.4	2	1	0
25	Sofia Fulton	10	G	5-6	166	6.9	56	2.3	48	64	5
30	Kaitlyn Howard	11	F	5-6	0	0	3	1	1	0	0
32	Evelyn Madison	10	F	5-9	49	2	58	2.4	18	19	3
40	Gina McGowen	12	F	6-3	201	8.4	196	8.2	35	42	63

WOOD RIVER Eagles | Purple/White | 24-2

Superintendent: Terry Zessin
Principal: Dr. Stuart Lenz
Athletic Director: Aub Boucher
NSAA Team Enrollment:82
Conference: LouPlatte
Head Coach: Phillip Smith
Assistant Coaches: Lori Peters, Amber Woitaszewski
State Tournament Appearances: 3
Most Recent State Tournament: 1990
Runner-up: B/1986



Season Record 24-2

Sandy Creek	W	72-25
Centura	W	69-44
Adams Central	L	54-55
St. Paul	W	51-40
Blue Hill	W	48-28
Gibbon	W	62-26
Cozad	W	71-30
Central City	W	63-55
Cross County	W	51-46
Amherst	W	40-33
Arcadia/Loup City	W	66-29
Ravenna	W	46-17
Sutton	W	59-47
Broken Bow	W	54-47
Grand Island Central Catholic	L	34-43
Shelton	W	54-35
Central City	W	54-42
Nebraska Christian	W	52-49
Gibbon	W	58-13
St. Paul	W	47-31
Ord	W	53-42
Minden	W	69-50
Doniphan-Trumbull	W	54-26
Blue Hill	W	58-37
Elm Creek	W	53-45
South Loup (Callaway/Arnold)	W	62-43

No.	Name	GR	POS	HT	PTS	AVG	REB	AVG	AST	STL	BLK
3	Sage Gideon	12	G	5-6	33	1.6	30	1.4	25	20	0
4	Sage Brabec	9	G	5-4	3	.2	11	.8	5	10	1
5	Kiernan Paulk	12	G	5-8	362	14.5	148	5.9	122	99	9
10	Jenna Rauert	11	F	5-10	120	4.8	100	4.0	24	31	3
11	Boston Boucher	12	G	5-9	365	14.6	94	3.8	57	76	15
12	Ellie Gideon	11	G	5-6	0	0	4	.4	0	0	0
14	Brenda Rodriguez	11	G	5-4	0	0	0	0	0	0	0
20	Macie Peters	9	F	5-10	117	4.7	60	2.4	11	10	1
22	Keely Wiese	12	F	5-7	68	3.2	22	1.0	10	7	1
24	Baylie Codner	12	F	5-7	131	5.2	105	4.2	99	70	4
30	Gracie Wagoner	10	F	5-8	0	0	1	.2	1	0	0
33	Dayrin Zarraga Hernandez	9	G	5-1	0	0	0	0	0	1	0
40	Hannah Paulk	12	C	5-11	191	7.6	158	6.3	37	38	31
42	Laurn Zessin	11	C	5-9	4	.5	4	.5	1	1	0

BRLD Wolverines | Black, UCLA Blue, & Gold | 20-4

Superintendents: Dr. Jon Cerny, Fred Hansen
Principals: Kyle Elsasser, Weston Swanson
Athletic Directors: Matt Kai, Bruce Knaak
NSAA Team Enrollment:56
Conference: East Husker Conference
Head Coach: Rod Peters
Assistant Coaches: Matt Wegner, Bruce Knaak, Paige Peters
State Tournament Appearances: 2
Most Recent State Tournament: 2020



Season Record 20-4

Homer	W	74-15
Omaha Nation	W	65-22
Clarkson/Leigh	L	31-38
Howells-Dodge	W	58-42
Pierce	L	34-40
Pender	W	63-51
Nebraska City	W	58-34
Louisville	W	53-37
Wayne	W	70-32
Elkhorn North	L	26-65
West Point-Beemer	L	48-56
Tekamah-Herman	W	66-23
Ponca	W	63-53
Wakefield	W	77-31
Stanton	W	71-39
Twin River	W	64-14
Humphrey/Lindsay Holy Family	W	48-42
Oakland-Craig	W	50-40
West Point-Beemer	W	56-53
Wisner-Pilger	W	56-36
Logan View-Scribner-Snyder	W	59-22
Omaha Nation	W	72-35
Pender	W	47-39
North Central	W	54-42

No.	Name	GR	POS	HT	PTS	AVG	REB	AVG	AST	STL	BLK
2	Isabel Freemont	12	G	5-8	144	6	44	1.9	50	29	0
3	Aubrey Berg	12	G	5-5	109	4.5	53	2.2	45	47	0
5	McKenzie Murphy	10	G	5-6	61	2.5	35	1.5	15	24	0
10	Audra Nolting	12	G	5-8	19	1.1	21	1.2	10	12	1
12	Megan Beutler	10	G	5-11	68	3.0	44	1.9	39	26	3
15	Caragan Tietz	12	G	5-9	361	15	121	5	120	60	13
20	Elise Anderson	11	F	5-11	14	1.2	14	1.2	0	1	0
21	Arienne Brokaw	11	F	5-10	2	.2	10	.8	4	2	1
22	Isabella Bonneau	10	G	5-6	29	1.2	45	1.9	23	26	2
23	Emma Beutler	12	F	5-7	28	2.2	16	1.2	6	6	0
24	Alyssa Buchholz	11	F	5-8	203	8.5	123	5.1	32	45	8
35	Treylla Sheridan	11	F	5-11	0	0	3	.5	0	0	1
52	Jordan Snyder	11	F	6-2	325	14.1	164	7.1	25	30	69

GUARDIAN ANGELS CENTRAL CATHOLIC Bluejays | Blue/White | 23-3

Superintendent: Fr. Steve Emanuel
Principal: Kate Hagemann
Athletic Director: Kate Hagemann
NSAA Team Enrollment: 51
Conference: Mid-State
Head Coach: Jerry Stracke
Assistant Coaches: Kevin Kreikemeier, Kelly Dinslage, Fr. Steve Emanuel
State Tournament Appearances: 23
Most Recent State Tournament: 2018
State Championship Years: C2/2002, C2/2003, C2/2004, C2/2005, D1/2012, D1/2017
Runner-up: C2/2006, C2/2016



Season Record 23-3

Wisner-Pilger	W	68-25
Lutheran High Northeast	W	75-40
Columbus Scotus	W	56-43
Wynot	W	56-39
Crofton	L	43-53
Winnebago	W	78-35
Norfolk Catholic	W	76-36
Wayne	W	68-25
North Bend Central	L	38-67
Omaha Concordia	W	67-21
Aquinas Catholic	W	55-12
Bishop Neumann	W	69-39
Archbishop Bergan	W	65-37
Boone Central	W	48-35
Battle Creek	W	65-24
O'Neill	W	54-41
Hartington Cedar Catholic	W	51-47
Mead	W	81-38
Wayne	W	68-30
Hartington Cedar Catholic	W	35-25
Crofton	L	48-60
Pender	W	69-67
Pierce	W	53-25
Tekamah-Herman	W	84-33
Howells-Dodge	W	67-26
Norfolk Catholic	W	53-42

No.	Name	GR	POS	HT	PTS	AVG	REB	AVG	AST	STL	BLK
10	Sophia Hass	11	F	5-8	225	9	164	6	92	143	8
12	Livia Hunke	11	G	5-6	152	6	35	1	51	74	2
14	Isabel Hass	9	G	5-5	114	4	55	2	77	90	6
20	Kelsy Steffen	9	G	5-5	37	2	47	2	14	27	0
22	Kate Gnad	11	G	5-4	101	4	16	1	11	36	0
24	Brenna Rief	12	G	5-6	342	16	27	1	58	67	3
30	Erica Engelmeyer	11	F	5-8	75	3	42	2	8	33	2
32	Kassidy Kaup	11	F	5-10	78	4	40	2	14	17	4
34	Reese Throener	10	G	5-8	38	2	33	2	18	22	0
40	Leah Jansen	10	F	5-9	83	3	77	3	16	36	2
42	Jocelyn Skoda	9	F	5-8	13	1	20	1	4	10	2
44	Brynn Baumert	10	G	5-7	60	3	20	1	5	12	1
50	Taylor Timmerman	11	F	5-8	132	5	67	3	13	26	9
54	Brandi Doernemann	12	F	5-11	142	6	113	4	23	36	21

PONCA Indians | Blue/White | 19-4

Superintendent: Duane Krusemark
Principal: Derek Lahm
Athletic Director: Bob Hayes
NSAA Team Enrollment: 43
Conference: Lewis & Clark
Head Coach: Bob Hayes
Assistant Coaches: Ryan Olander, Jared Curry
State Tournament Appearances: 10
Most Recent State Tournament: 2020
Runner-up: C2/1993, C2/2020



Season Record 19-4

Hartington-Newcastle	W	56-35
Wayne	W	53-34
Randolph	W	55-20
Irene-Wakonda, SD	W	69-41
Laurel-Concord-Coleridge	W	60-33
Vermillion, SD	W	72-58
Tri County Northeast	W	69-29
Battle Creek	W	64-51
Wisner-Pilger	W	61-31
Wakefield	W	67-52
Crofton	L	46-57
Woodbury Central, IA	W	54-41
Wakefield	W	70-62
BRLD	L	53-63
Winnebago	W	51-37
Walthill	W	72-24
Wynot	W	49-37
Plainview	W	63-18
Winnebago	W	72-45
Wynot	L	38-41
Homer	W	59-37
North Central	L	35-40
Cross County	W	28-23

No.	Name	GR	POS	HT	PTS	AVG	REB	AVG	AST	STL	BLK
10	Addison McGill	11	G	5-4	92	4.2	19	.86	54	31	1
12	Alyssa Crosgrove	12	G	5-8	124	6.2	39	1.7	41	24	3
14	Evelyn Krusemark	12	G	5-2	16	1.1	12	0.5	3	5	0
20	Abbie Hrouda	10	F	5-6	25	1.3	33	1.5	15	17	1
22	Ellie McAfee	10	G	5-8	69	3.1	46	2.0	28	14	4
24	Mattie Milligan	10	G	5-7	96	5.3	38	1.7	23	27	0
32	Hannah Wahls	12	G	5-5	16	1.1	12	0.5	7	8	0
34	Ashlyn Kingsbury	10	G	5-11	261	11.9	95	4.3	63	53	15
40	Gracen Evans	10	F	5-10	206	9.4	105	4.7	25	47	2
42	Claire Burrell	10	F	5-11	9	0.6	11	0.5	2	4	0
44	Samantha Ehlers	10	F	6-0	265	12.0	188	8.5	26	24	20
50	Lauryn Gill	12	F	5-8	21	1.3	18	0.6	6	8	0
52	Tailynn Lawyer	12	F	5-9	85	3.9	67	3.0	6	23	3

RESPECT THE REF



Cheer loud and proud for your team but please be respectful and let the officials do their job.

Using #RespectTheRef, tweet @nsaahome how your school is respecting the referees.

Interested in becoming an NSAA official? Head over to nsaahome.org for more information.



CLASS D1

NSAA Girls Basketball Bracket

Lincoln Southwest • March 3 • 11:00 am

#1 Pleasanton
Bulldogs (25-1) 45.8462

vs.

#8 Elmwood-Murdock
Knights (12-11) 43.4783

Lincoln Southwest • March 3 • 1:30 pm

#4 Archbishop Bergan
Knights (15-9) 44.6667

vs.

#5 Humphrey/Lindsay Holy Family
Bulldogs (19-4) 44.6522

Lincoln Southwest • March 3 • 4:00 pm

#2 Weeping Water
Indians (21-5) 45.7692

vs.

#7 BDS
Eagles (18-7) 43.8000

Lincoln Southwest • March 3 • 6:30 pm

#3 Hartington Cedar Catholic
Trojans (18-7) 44.9200

vs.

#6 South Platte
Blue Knights (20-2) 43.8182

Semifinals
Pinnacle Bank Arena • March 4 • 1:30 pm

Winner
Game 1

Winner
Game 2

Finals
Pinnacle Bank Arena • March 6 • 9:00 am

Winner
Game 5

Winner
Game 6

Champion

Semifinals
Pinnacle Bank Arena • March 4 • 4:00 pm

Winner
Game 3

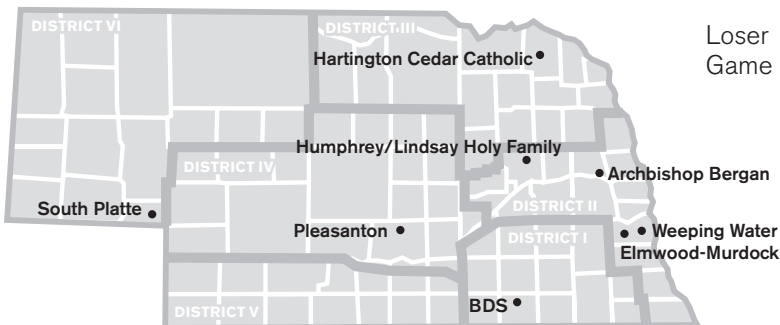
Winner
Game 4

Consolation
Lincoln Northeast • March 5 • 11:30 am

Loser
Game 5

Loser
Game 6

Third Place



PLEASANTON Bulldogs | Red/White | 25-1

Superintendent: Jeff Vetter
Principal: Ricci Westland
Athletic Director: Casey Loomis
NSAA Team Enrollment:30
Conference: Fort Kearny
Head Coach: Jordan Arensdorf
Assistant Coaches: Randy Bauer, Brianna Deines
State Tournament Appearances: 11
Most Recent State Tournament: 2020
State Championship Years: D1/2020
Runner-up: C2/1992, D2/2008



Season Record 25-1

Axtell	W	57-16
Arcadia/Loup City	W	64-34
Cozad	W	64-22
Hi-Line	W	65-20
South Loup (Callaway/Arnold)	W	66-24
Overton	W	55-25
Wilcox-Hildreth	W	70-26
Anselmo-Merna	W	66-38
Ravenna	W	59-34
Silver Lake	W	76-39
Palmer	W	67-24
Adams Central	L	46-48
Central Valley	W	57-25
Amherst	W	69-42
Sumner-Eddyville-Miller	W	39-28
Ansley-Litchfield	W	65-24
Elm Creek	W	58-34
Kenesaw	W	67-33
Axtell	W	71-24
Overton	W	41-31
Loomis	W	61-26
Loomis	W	70-33
Shelton	W	48-22
Axtell	W	69-30
Amherst	W	63-30
Dundy County Stratton	W	68-35

No.	Name	GR	POS	HT	PTS	AVG	REB	AVG	AST	STL	BLK
10	Marinna Zwiener	11	G	5-6	33	1.4	15	.7	2	2	2
12	Natalie Rasmussen	9	G	5-5	27	1.4	19	1.0	8	3	0
14	Shyann Hollingsworth	10	F	5-7	3	.2	4	.2	3	3	0
20	Natalie Siegel	12	G	5-7	187	7.2	74	2.8	69	77	4
21	Regan Weisdorfer	10	G	5-7	58	2.2	27	1.0	18	21	2
22	Isabelle Paitz	12	G	5-9	263	10.1	99	3.8	47	59	4
23	Katelyn Lindner	12	F	6-0	272	10.5	119	4.6	111	97	12
24	Kinsey Lindner	12	F	6-0	11	.5	26	1.1	7	7	1
25	Jaycee Flood	9	G	5-5	19	.9	13	.6	7	6	1
30	Hailey Mollring	12	G	5-9	75	2.9	69	2.7	30	40	10
31	Lauren Smith	9	F	5-7	11	.5	9	.4	2	2	0
32	Kaci Pierce	12	G	5-8	322	12.4	135	5.2	38	74	2
33	Taryn Flood	11	F	5-7	31	1.3	29	1.2	12	6	0
34	Chelsea Fisher	11	C	6-1	289	11.1	179	6.9	31	13	49

ELMWOOD-MURDOCK Knights | Silver/Black/White | 12-11

Superintendent: Ryan Knippelmeyer
Principal: Kyle Rohrig
Athletic Director: Lance Steffen
NSAA Team Enrollment:33
Conference: East Central Nebraska
Head Coach: Paul Dwyer
Assistant Coaches: Travis Brewer, Emma Leone
State Tournament Appearances: 6
Most Recent State Tournament: 2010



Season Record 12-11

Yutan	W	35-20
Lourdes Central Catholic	L	32-44
Louisville	W	47-40
Ashland-Greenwood	W	37-29
Malcolm	L	20-32
Syracuse	L	29-37
Auburn	L	31-35
Falls City	W	46-35
Fort Calhoun	W	40-24
Omaha Brownell Talbot	W	43-30
Oakland-Craig	L	52-55
Falls City Sacred Heart	L	40-47
Weeping Water	L	31-53
Lincoln Lutheran	L	21-42
Conestoga	W	43-26
Milford	L	35-58
Palmyra	W	56-33
Mead	W	50-29
Malcolm	L	20-55
Mead	W	53-27
Yutan	W	47-28
Archbishop Bergan	L	29-41
North Platte St. Patrick's	W	33-30

No.	Name	GR	POS	HT	PTS	AVG	REB	AVG	AST	STL	BLK
4	Sela Rikli	11	F	5-7	32	1.4	90	4.0	11	14	1
10	Tatum Backemeyer	9	G	5-4	131	5.9	75	3.4	19	2	2
12	Delaney Frahm	9	G	5-6	81	3.5	39	1.8	30	18	1
14	Bailey Frahm	11	G	5-10	121	5.4	115	5.1	60	45	4
15	Claire Ernst	11	G	5-6	6	.5	1	.1	1	0	0
20	Alexis Bacon	11	F	5-8	163	7.5	154	7.1	43	21	22
23	Ella Zierott	10	G	5-6	142	6.3	63	3.0	50	21	2
24	Cassidy Callaway	9	F	5-7	0	0	2	.3	0	0	0
30	Madison Justesen	9	F	5-6	0	0	3	.3	2	0	0
32	Jayden Halferty	12	F	5-8	183	8.2	117	5.2	19	24	8
33	Jacie Fleischman	9	G	5-5	5	.5	1	.1	0	2	0
34	Haylee Josoff	10	F	5-6	0	0	1	.1	0	0	0
42	Jordan Vogler	9	F	5-7	5	1.3	3	.8	2	1	0
44	Hanna Josoff	9	F	5-5	0	0	0	0	0	0	0

ARCHBISHOP BERGAN Knights | Kelly Green/Gold/White | 15-9

Superintendent: Fr. Walter Nolte
Principal: Dan Koenig
Athletic Director: Chris Rainforth
NSAA Team Enrollment: 37
Conference: Centennial East
Head Coach: Nate Pribnow
Assistant Coaches: Jim Peitzmeier, Rylee Moore-Ryberg
State Tournament Appearances: 7
Most Recent State Tournament: 2020
State Championship Years: D1/2019
Runner-up: C1/1988, D1/2000



Season Record 15-9

St. Mary's	W	61-37
Omaha Roncalli Catholic	W	57-39
Omaha Brownell Talbot	W	55-19
Aquinas Catholic	W	64-27
Lourdes Central Catholic	L	38-49
Lincoln Christian	L	26-47
Ashland-Greenwood	W	42-35
Omaha Roncalli Catholic	W	47-28
Blair	W	46-40
Homer	W	50-39
Arlington	W	47-27
Guardian Angels Central Catholic	L	37-65
North Bend Central	L	38-49
Lincoln Lutheran	L	26-45
Columbus Scotus	L	36-44
Kearney Catholic	L	27-32
Grand Island Central Catholic	L	49-59
Omaha Concordia	W	71-40
Fort Calhoun	W	60-26
Oakland-Craig	W	48-34
Bishop Neumann	L	37-50
Mead	W	40-27
Elmwood-Murdock	W	41-29
Southern	W	63-37

No.	Name	GR	POS	HT	PTS	AVG	REB	AVG	AST	STL	BLK
1	Summer Bojanski	9	G	5-2	92	4.0	72	3.1	54	44	1
2	Jadin Ostrand	12	G	5-8	52	2.4	55	2.5	20	20	2
3	Adisyn Mendlik	11	G	5-7	107	4.7	30	1.3	9	7	6
4	Kaitlyn Mnarik	10	G	5-7	212	8.8	146	6.1	38	61	8
5	Paige Frickenstein	9	F	6-0	42	1.9	52	2.4	5	6	1
10	Rebecca Baker	10	G/F	5-9	83	3.8	71	3.2	37	15	4
11	Jocelyn Kumm	10	G	5-5	0	0.0	1	0.5	0	0	0
12	Lauren Baker	12	G/F	5-10	409	17.0	113	4.7	46	53	24
14	Linden Nosal	9	F	5-9	0	0.0	2	1.0	0	0	0
15	Anna Prauner	12	F	5-9	43	1.9	33	1.4	3	5	1
20	Lauren Carlson	11	F	5-7	8	0.7	10	0.8	0	0	0
22	Adler Gilfry	10	G	5-5	6	0.4	6	0.4	3	8	0
23	Carlee Hapke	10	G/F	5-7	18	0.9	30	1.6	6	4	0
24	Aleesha Broussard	12	F	5-9	34	1.5	41	1.8	3	7	2

HUMPHREY/LINDSAY HOLY FAMILY Bulldogs | Red/White/Blue | 19-4

Superintendents: Greg Sjuts, Fr. Eric Olsen
Principals: Brice King, Andy Bishop
Athletic Directors: Kandee Hanzel, Chelsea Preister
NSAA Team Enrollment: 35
Conference: East Husker
Head Coach: Kandee Hanzel
Assistant Coaches: Cami Oelstigle, Megan Berger
State Tournament Appearances: 4
Most Recent State Tournament: 2019



Season Record 19-4

Clarkson/Leigh	L	42-51
Battle Creek	W	60-51
Plainview	W	67-45
Howells-Dodge	W	48-44
Shelby-Rising City	W	56-28
Pender	W	58-49
Boone Central	W	58-36
Columbus Scotus	W	45-36
Omaha Concordia	W	64-31
North Bend Central	L	39-61
Stanton	W	69-48
Wisner-Pilger	W	60-46
Neligh-Oakdale	W	58-38
Summerland	W	58-51
Madison	W	64-24
Elgin Public/Pope John	W	56-40
Madison	W	71-22
BRLD	L	42-48
Clarkson/Leigh	L	49-66
Twin River	W	70-44
Osmond	W	69-26
Plainview	W	72-40
Meridian	W	56-35

No.	Name	GR	POS	HT	PTS	AVG	REB	AVG	AST	STL	BLK
1	Riley Jurgens	12	G	5-3	141	6.1	52	2.3	70	47	4
2	Paige Beller	11	F	5-9	227	9.9	135	5.9	32	53	22
3	Halle Beller	10	G	5-6	122	5.3	86	3.7	49	56	4
4	Anna Bialas	10	G	5-4	0	0	5	.2	2	4	1
5	Autumn Bender	12	G	5-3	45	2.1	11	.5	6	14	0
10	Alisha Dahlberg	10	G	5-9	68	3.0	35	2.0	24	21	1
12	Ali Brandl	9	G	5-5	6	0	3	.18	1	1	1
14	Jenaya Wemhoff	10	F	5-6	7	.5	5	.4	2	4	0
20	Lexi Frauendorfer	11	G	5-7	162	7.7	92	4.4	66	37	3
23	Mollie Groteluschen	10	F	5-10	79	3.4	53	2.3	13	15	1
24	Ellee Hanzel	9	G	5-5	0	0	1	0	2	3	0
32	Abi Schneider	9	G	5-9	11	.8	12	.9	0	3	0
40	Chelsa Reardon	11	C	5-7	6	.4	4	.1	1	3	0
45	Addison Schneider	11	C	6-1	448	19.5	321	14	15	12	35

WEEPING WATER Indians | Red/White | 21-5

Superintendent: Keven Reiman
Principal: Tiffanie Welte
Athletic Director: Michelle Heath
NSAA Team Enrollment: 41
Conference: East Central Nebraska
Head Coach: Joel Haveman
Assistant Coaches: Marylyn Mozena, Jay Twomey, Lauren Wehrbein
State Tournament Appearances: 4
Most Recent State Tournament: 2020



Season Record 21-5

Auburn	L	38-44
Humboldt-Table Rock-Steinauer	W	63-42
Omaha Christian Academy	W	63-21
Elkhorn North	L	40-62
Louisville	W	46-45
Palmyra	W	44-25
Malcolm	L	29-43
Pawnee City	W	63-22
Raymond Central	W	51-29
Sterling	W	51-42
Elmwood-Murdock	W	53-31
Conestoga	W	51-37
Johnson-Brock	W	51-38
Mead	W	61-39
Fort Calhoun	W	40-34
Johnson County Central	W	48-31
Omaha Brownell Talbot	W	50-23
Lourdes Central Catholic	L	37-50
Falls City	W	46-45
Falls City	W	68-37
Auburn	W	49-29
Malcolm	L	38-52
Falls City Sacred Heart	W	44-41
Humboldt-Table Rock-Steinauer	W	50-33
Southern	W	59-48
Central Valley	W	49-23

No.	Name	GR	POS	HT	PTS	AVG	REB	AVG	AST	STL	BLK
0	Reagan Aronson	12	G	5-4	172	6.6	81	3.1	26	12	0
2	Jamison Twomey	12	G	5-4	166	6.4	38	1.5	31	6	0
3	Karley Ridge	11	F	5-9	169	6.5	141	5.4	28	24	9
4	Ella Cave	9	G	5-10	6	0.4	1	0.1	1	0	0
5	Alexis Mogensen	10	G	5-4	20	0.8	22	0.9	5	2	0
10	Emily Ridge	9	F	5-9	2	0.2	3	0.3	0	0	0
11	Reba Wilson	12	F	5-5	123	4.7	93	3.6	18	17	0
22	Ciera Dieter	11	G	5-4	1	0.1	1	0.1	0	0	0
23	Grace Cave	12	G	5-9	556	21.4	140	5.3	128	79	24
24	Natania French	11	F	5-7	2	0.3	1	0.2	0	0	0
25	Samantha Hammons	10	G	5-5	6	0.5	2	0.2	0	0	0
33	Kiera Brack	11	G	5-6	42	1.8	43	1.8	6	2	0
35	Brooklyn Rathe	11	F	5-5	14	0.7	13	0.6	3	0	0
45	Lauren Harms	11	F	5-4	3	0.4	0	0	2	0	0

BDS Eagles | Silver/Maroon/Black | 18-7

Superintendents: Kolin Haecker, Sadie Coffey
Principals: Damen Kugel, Josh Warren
Athletic Directors: Ruth Kowalski, Jodi Dickson
NSAA Team Enrollment: 32
Conference: Crossroads
Head Coach: Shana Gerberding
Assistant Coach: Logan Zeleny
State Tournament Appearances: 5
Most Recent State Tournament: 2020
Runner-up: D1/2018



Season Record 18-7

Hampton	W	55-32
East Butler	W	54-27
Dorchester	W	52-26
Lawrence-Nelson	W	60-28
Sutton	L	35-52
Cross County	L	45-46
Milford	L	38-50
Superior	L	41-47
Sandy Creek	W	52-13
Nebraska Lutheran	W	49-11
Giltner	W	55-12
Sterling	W	43-35
Exeter-Milligan	W	43-28
Falls City Sacred Heart	L	38-50
McCool Junction	W	49-25
Exeter-Milligan	W	39-30
East Butler	W	58-36
Cross County	L	35-41
Exeter-Milligan	L	27-36
Osceola	W	67-22
Shelby-Rising City	W	49-12
Meridian	W	54-37
Heartland	W	58-32
Meridian	W	56-28
Anselmo-Merna	W	41-36

No.	Name	GR	POS	HT	PTS	AVG	REB	AVG	AST	STL	BLK
1	Hanna Kadel	9	G	5-5	35	1.4	22	.9	10	11	0
2	Hallie Hoins	10	G	5-5	15	1.9	7	.9	3	6	2
3	Macy Kamler	12	G	5-10	295	11.8	136	5.4	79	70	24
4	Jayda McCall	12	G	5-5	8	.9	4	.4	2	3	0
5	Mariah Sliva	11	G	5-10	32	1.3	79	3.2	24	38	3
12	Bryn Kadel	12	G	5-6	144	5.8	49	1.9	32	27	4
13	Ashley Schlegel	10	G	5-3	48	1.9	33	1.3	8	13	2
15	Jordan Bolte	12	G	5-6	173	6.9	65	2.6	44	67	1
20	Taylor Sliva	11	G	5-9	103	4.1	82	3.3	58	57	16
25	Brooklynn Nelson	11	F	5-8	5	.8	2	.3	0	1	0
31	Hannah Miller	10	F	5-6	82	3.3	48	1.9	10	20	1
34	Malory Dickson	10	F	5-10	0	0	0	0	0	0	0
35	JessaLynn Hudson	10	F	6-3	248	9.9	251	10	21	32	33

HARTINGTON CEDAR CATHOLIC Trojans | Red/White | 18-7

Superintendent: Fr. Owen Korte
Principal: Christopher Uttecht
Athletic Director: Chad Cattau
NSAA Team Enrollment: 32
Conference: Mid-State
Head Coach: Craig Wortmann
Assistant Coach: James Kaiser
State Tournament Appearances: 12
Most Recent State Tournament: 2020
State Championship Years: B/1986
Runner-up: B/1987, C2/2001, C2/2010



Season Record 18-7

O'Neill	L	46-54
Norfolk Catholic	L	34-42
Crofton	L	24-66
West Holt	W	52-27
Dakota Valley, SD	L	51-65
Pender	L	29-53
Laurel-Concord-Coleridge	W	40-23
Winnebago	W	67-62
Osmond	W	50-32
Laurel-Concord-Coleridge	W	53-32
Tri County Northeast	W	45-27
Boone Central	W	45-30
Lutheran High Northeast	W	43-31
Creighton	W	47-40
Wayne	W	35-24
Guardian Angels Central Catholic	L	47-51
Pierce	W	46-38
Guardian Angels Central Catholic	L	25-35
O'Neill	W	56-46
Homer	W	50-35
Battle Creek	W	44-30
Pierce	W	31-17
Niobrara/Verdigre	W	71-50
Boyd County	W	50-32
Summerland	W	36-30

No.	Name	GR	POS	HT	PTS	AVG	REB	AVG	AST	STL	BLK
3	Cadyn Uttecht	11	F	5-10	5	.3	8	.5		1	
4	Makenzie Arens	12	G	5-4	22	1	13	.5		8	
5	Elly Becker	12	G	5-7	9	.5	8	.5		1	
10	Jordyn Steffen	11	G	5-6	154	6.4	42	1.1	20	18	
11	Gracie Dickes	12	G	5-6	33	1.4	27	1.1	3	4	
15	Laney Kathol	10	F	6-0	169	7.0	131	5.5	18	26	
20	Mya Dickes	9	G	5-7	3	.2					
21	Faith Christensen	9	G	5-6	0						
23	Megan Heimes	12	G	5-4	107	4.3	61	.8	19	19	
32	Samantha Pick	9	G	5-7	4	.2					
33	Brynn Wortmann	12	G	5-9	410	16.6	82	3.4	18	42	
40	Maci Schommer	9	F	5-6	0						
42	Grace Wortmann	9	F	5-7	0		1	.1			
44	Brooklyn Kuehn	12	C	5-10	197	8	130	5.5	17	33	

SOUTH PLATTE Blue Knights | Blue/White/Gold | 20-2

Superintendent: Dave Spencer
Principal: Seth Ford
Athletic Director: Seth Ford
NSAA Team Enrollment: 27
Conference: Minuteman
Head Coach: Andie Cheleen
Assistant Coach: Tom Weber
State Tournament Appearances: 1



Season Record 20-2

Arthur County	W	48-23
Minatare	W	70-16
Sandhills Valley	W	74-26
Paxton	W	46-25
Wau नेता-Palisade	L	59-63
Crawford	W	65-29
Cambridge	W	52-41
Kimball	W	67-25
Hyannis	W	87-12
Potter-Dix	W	73-9
Wallace	W	63-29
Leyton	W	53-21
Leyton	W	60-15
Bayard	W	46-33
Garden County	W	63-29
Bayard	W	50-40
Arthur County	W	55-42
Perkins County	W	48-33
Maywood-Hayes Center	W	53-48
Minatare	W	70-15
North Platte St. Patrick's	L	65-68
Shelton	W	39-31

No.	Name	GR	POS	HT	PTS	AVG	REB	AVG	AST	STL	BLK
11	Aleah Blochowitz	9	G	5-2	4	.4	6	.7	2	1	0
13	Taylyn Bauer	11	G	5-4	155	7.4	67	3.2	22	46	2
15	Mariah Koenen	12	C	5-9	140	6.7	162	7.7	26	51	7
21	Lauryn Stanley	11	F	5-7	122	5.8	113	5.4	26	41	7
23	Savanna Wolford	12	F	5-5	5	.4	10	.8	5	9	2
31	Kerstin Brown	11	G	5-4	136	6.5	64	3.0	77	67	1
33	Madison Cheleen	9	G	5-5	67	3.4	37	1.9	42	16	0
35	Madelynn Kolm	10	F	5-7	13	3.3	5	1.3	2	2	0
41	Haily Koenen	10	C	5-10	84	4.0	100	4.8	9	18	3
43	Avery Hayward	10	F	5-7	111	5.3	56	2.7	25	24	2
51	Autumn Dickmader	12	F	5-7	392	18.7	103	4.9	69	43	4
55	Allison Lofton	11	C	5-8	38	2.9	39	3.0	0	5	1

35th Annual MIKE TRADER'S 2021 Mid-America BASKETBALL CAMPS



- Over 140 of the boys and girls who played in the 2020 State Basketball Tournament have attended Mike Trader's Basketball Camp!
- Over 33,000 camp participants have attended during the past 34 years!
- Outstanding coaches!
- Individual skill development emphasized!
- Games!



**GRAND ISLAND CENTRAL CATHOLIC
OGALLALA PRAIRIE VIEW • MORRILL HIGH SCHOOL
NORFOLK YMCA • HASTINGS MIDDLE SCHOOL
DOANE UNIVERSITY • CCC - COLUMBUS • HASTINGS COLLEGE**

INDIVIDUAL SESSIONS:

- MAY 24 - 27 • GICC • Boys & Girls-Commuter Only
- JUNE 1 - 4 • OGALLALA PRAIRIE VIEW • Boys & Girls-Commuter Only
- JUNE 14 - 16 • MORRILL HIGH SCHOOL • Boys & Girls-Commuter Only
- JUNE 21 - 24 • NORFOLK YMCA • Boys & Girls-Commuter Only
- JUNE 28 - JULY 1 • HASTINGS MIDDLE SCHOOL • Boys & Girls-Commuter Only
- JULY 6 - 9 • DOANE UNIVERSITY • Boys & Girls-Overnight & Commuter
- JULY 18 - 21 • CCC-COLUMBUS • Boys & Girls-Overnight & Commuter
- JULY 22 - 25 • HASTINGS COLLEGE • Boys-Overnight & Commuter
- JULY 26 - 29 • GICC • Boys & Girls-Commuter Only

For more information or applications,
log on to Mike Trader's website at
www.traderscamp.com

Or write to:

Mike Trader, P.O. Box 86, York, NE 68467--0086

Phone: 402-960-8011

E-mail: mtrader@hastings.edu



CLASS D2

NSAA Girls Basketball Bracket

Lincoln North Star • March 3 • 11:00 am




**#1
Humphrey St. Francis**
Flyers (22-0) 47.8182

vs.

**#8
Sterling**
Jets (15-7) 44.6364

Lincoln North Star • March 3 • 1:30 pm




**#4
Mullen**
Broncos (24-2) 45.8462

vs.

**#5
Exeter-Milligan**
Timberwolves (23-4) 44.8889

Lincoln North Star • March 3 • 4:00 pm




**#2
Falls City Sacred Heart**
Irish (24-2) 47.4231

vs.

**#7
Maywood-Hayes Center**
Wolves (24-2) 44.6923

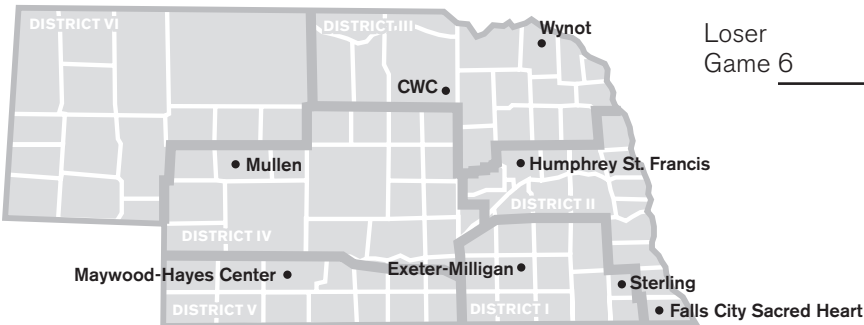
Lincoln North Star • March 3 • 6:30 pm



**#3
CWC**
Renegades (23-1) 46.1250

vs.

**#6
Wynot**
Blue Devils (19-6) 44.8400



Semifinals
Pinnacle Bank Arena • March 4 • 9:00 am

Winner
Game 1

Winner
Game 2

Finals
Pinnacle Bank Arena • March 6 • 3:45 pm

Winner
Game 5

Winner
Game 6

Champion

Semifinals
Pinnacle Bank Arena • March 4 • 11:15 am

Winner
Game 3

Winner
Game 4

Consolation
Lincoln Northeast • March 5 • 9:00 am

Loser
Game 5

Loser
Game 6

Third Place

HUMPHREY ST. FRANCIS Flyers | Royal Blue/White | 22-0

Superintendent: Fr. Eric Olsen
Principal: Jennifer Dunn
Athletic Director: Eric Kessler
NSAA Team Enrollment: 24
Conference: Goldenrod
Head Coach: Bryan Reichmuth
Assistant Coach: Gary Bender
State Tournament Appearances: 13
Most Recent State Tournament: 2020
State Championship Years: D1/2005, D1/2006, D1/2007
Runner-up: D1/1994, D1/2001, D1/2014, D2/2018, D2/2020



Season Record 22-0

Palmer	W	87-22
Heartland Lutheran	W	77-27
Hartington-Newcastle	W	73-23
Summerland	W	61-24
Fullerton	W	72-43
Nebraska Christian	W	73-49
Crofton	W	60-50
West Point-Beemer	W	50-40
Norfolk Catholic	W	71-46
Howells-Dodge	W	75-33
Burwell	W	69-25
Pierce	W	53-48
Riverside	W	89-16
Burwell	W	55-29
Fullerton	W	57-16
Lutheran High Northeast	W	70-48
Central Valley	W	74-34
Aquinas Catholic	W	60-19
Elkhorn Valley	W	67-41
Elba	W	86-24
Riverside	W	73-15
Garden County	W	81-16

No.	Name	GR	POS	HT	PTS	AVG	REB	AVG	AST	STL	BLK
2	Allison Weidner	12	G	5-10	554	25.8	148	6.8	144	144	4
3	Emma Baumgart	10	G	5-6	83	4.0	54	2.5	42	74	1
4	Hannah Baumgart	10	G	5-5	95	4.3	37	1.6	22	49	0
10	Jalyssa Hastreiter	11	F	5-7	65	3.0	42	2.0	27	31	1
12	Emma Classen	9	F	5-7	0	0	5	2.5	2	2	2
14	Karly Kessler	9	G	5-6	22	1.2	72	.5	20	21	0
20	Kylee Wessel	10	F	5-9	102	4.6	72	3.3	18	35	16
24	Kayla Brandl	12	G	5-5	21	1.0	14	.7	1	8	0
30	Alexis Kuchar	9	G	5-6	7	2.3	4	1.8	0	0	0
32	Kaylee Stricklin	11	F	5-10	273	12.4	133	6.1	9	37	3
34	Alissa Kosch	12	G	5-7	249	11.4	53	2.4	24	40	0
40	Leah Kosch	10	F	5-7	28	1.2	33	1.5	5	12	2
42	Makenna Wietfeld	10	F	5-8	34	1.8	26	1.4	3	13	0

STERLING Jets | Maroon/White/Gold | 15-7

Superintendent: Adrian Allen
Principal: Jacob Davenport
Athletic Director: Brent Heusman
NSAA Team Enrollment: 23
Conference: Pioneer/MUDECAS
Head Coach: Josh Pfeiffer
Assistant Coach: Camden Harlan
State Tournament Appearances: 7
Most Recent State Tournament: 2020
Runner-up: D2/2014



Season Record 15-7

Falls City Sacred Heart	L	47-70
Thayer Central	W	66-53
Friend	W	54-27
Diller-Odell	L	51-52
Dorchester	W	42-32
Weeping Water	L	42-51
Palmyra	W	64-43
Dorchester	W	27-21
Humboldt-Table Rock-Steinauer	W	57-46
BDS	L	35-43
Freeman	W	47-24
Johnson-Brock	W	55-27
Omaha Christian Academy	W	62-20
Southern	W	43-34
Pawnee City	W	63-25
Lewiston	W	57-26
Johnson-Brock	W	46-20
Lourdes Central Catholic	L	36-55
Southern	L	34-48
Diller-Odell	W	55-39
Falls City Sacred Heart	L	28-39
Wauneta-Palisade	W	78-61

No.	Name	GR	POS	HT	PTS	AVG	REB	AVG	AST	STL	BLK
2	Macy Richardson	10	G	5-7	331	15.1	175	8.0	72	77	3
4	Ella Wingert	11	G	5-6	125	5.7	55	2.5	43	67	2
11	Gracyn Dolbow	10	G	5-7	12	0.8	16	1.1	4	1	0
14	Ellie Lafferty	9	G	5-7	44	2.2	23	1.2	8	16	0
20	Dakotah Ludemann	11	G	5-9	177	11.8	53	3.6	31	50	2
24	Lauren Harms	9	F	5-9	9	0.5	23	1.3	0	2	7
33	Dani Janssen	11	F	5-10	5	0.4	10	0.7	0	4	0
34	Sierra Goracke	9	G	5-7	31	1.6	33	1.7	26	26	2
35	Tara Walters	12	G	5-8	104	4.7	34	1.6	13	20	1
42	Kaity Wusk	12	C	5-9	125	5.7	124	5.6	22	16	6
44	Katy Boldt	10	G	5-7	142	6.5	71	3.2	23	33	2
45	Emma Harms	12	F	5-11	19	1.2	35	2.1	1	5	5

MULLEN Broncos | Black/Gold | 24-2

Superintendent: Chris Kuncil
Principal: Mike Kvanvig
Athletic Director: Chris Kuncil
NSAA Team Enrollment: 18
Conference: Mid-Nebraska Activities Conference
Head Coach: Clint Svoboda
Assistant Coaches: Trisha Vest, Kay Dent, Grayce Ginkens
State Tournament Appearances: 5
Most Recent State Tournament: 2020



Season Record 24-2

Sutherland	W	48-23
Anselmo-Merna	W	43-33
Valentine	L	28-32
Hyannis	W	85-6
Maxwell	W	52-22
Bridgeport	W	51-49
Cody-Kilgore	W	49-38
Garden County	W	52-13
Maywood-Hayes Center	L	40-42
Wallace	W	47-34
Brady	W	54-1
Louisville	W	44-27
North Platte St. Patrick's	W	57-53
Arthur County	W	61-19
Twin Loup	W	55-25
Gordon-Rushville	W	41-25
Sandhills Valley	W	60-23
Sandhills/Theford	W	65-34
South Loup (Callaway/Arnold)	W	56-29
Hershey	W	56-44
Sandhills/Theford	W	59-26
South Loup (Callaway/Arnold)	W	43-29
1 Sandhills Valley	W	53-30
6 Paxton	W	62-21
3 Arthur County	W	62-30
1 Loomis	W	63-53

No.	Name	GR	POS	HT	PTS	AVG	REB	AVG	AST	STL	BLK
1	Faith Miller	11	C	5-9	4	.3	5	.4	0	2	1
3	Shelby Welsh	11	F	5-9	142	5.5	87	3.6	29	31	6
4	Alli Loughran	11	G	5-7	10	.6	21	1.2	8	13	3
5	Hanna Marshall	12	F	5-7	36	1.5	75	3.1	8	28	6
10	Lindley Coble	12	G	5-6	44	1.6	35	1.4	16	17	1
11	Samantha Moore	12	G	6-0	440	17	103	4.1	137	123	34
13	Kylie Licking	12	F	5-8	142	5.5	82	3.9	26	31	10
14	Whitney Jennings	10	G	5-7	42	2.1	13	.7	4	16	4
20	Michelle Brown	12	F	5-7	12	.7	11	.6	0	4	0
21	Josey French	12	G	5-3	4	.2	7	.4	2	5	0
22	Taylor Svoboda	11	G	5-8	293	11.3	89	3.6	51	99	6
31	Jordyn McDowell	11	F	5-9	24	1.3	23	1.3	6	5	0
34	Callie Coble	11	G	5-6	36	2.0	9	.5	3	22	0
45	Brooke McCully	12	F	6-0	155	6	130	5.2	16	48	11

EXETER-MILLIGAN Timberwolves | Black/White/Royal Blue | 23-4

Superintendent: Paul Sheffield
Principal: Laura Kroll
Athletic Director: Dean Filipi
NSAA Team Enrollment: 38
Conference: Crossroads
Head Coach: Jackson Krejci
Assistant Coach: Sara Pella
State Tournament Appearances: 9
Most Recent State Tournament: 2018
State Championship Years: D1/2004
Runner-up: C2/2005



Season Record 23-4

Deshler	W	29-27
Osceola	W	50-35
East Butler	W	42-40
Dorchester	W	35-17
Heartland	W	33-22
Nebraska Lutheran	W	55-27
High Plains Community	W	56-25
Friend	W	58-32
Silver Lake	W	40-17
Shelton	W	44-41
Diller-Odell	W	36-30
Shelby-Rising City	W	44-26
Freeman	W	33-24
BDS	L	28-43
Johnson-Brock	W	37-28
Meridian	W	44-27
BDS	L	30-39
Osceola	W	55-32
Meridian	L	43-45
BDS	W	36-27
Giltner	W	52-10
Hampton	W	63-37
McCool Junction	W	45-35
Cross County	L	35-42
2 Nebraska Lutheran	W	65-21
Parkview Christian	W	56-28
Nebraska Christian	W	48-39

No.	Name	GR	POS	HT	PTS	AVG	REB	AVG	AST	STL	BLK
00	Taylor Pribyl	9	F	5-4	0	0.0	2	0.2	0	2	0
1	Madison Luzum	11	G	5-3	15	0.6	13	0.5	3	5	0
2	Jaiden Papik	12	G	5-6	242	9.0	111	4.1	72	91	2
10	Savana Krupicka	9	G	5-4	4	0.3	3	0.2	0	4	0
12	Malorie Staskal	9	F	5-9	3	0.2	10	0.8	0	3	0
14	Cameran Jansky	11	F	5-10	291	10.7	140	5.2	45	85	18
20	Jozie Kanode	10	G	5-3	69	2.7	36	1.4	7	30	2
22	Cammie Harrison	12	G	5-6	152	5.8	121	4.7	45	66	0
23	Jasmine Turrubiates	10	F	5-8	168	6.2	138	5.1	23	49	11
32	Daisy Kanode	12	F	5-7	17	0.9	22	0.7	1	2	0
34	Emma Olsen	11	C	5-10	231	8.6	132	4.9	39	41	36

FALLS CITY SACRED HEART Irish | Green/White | 24-2

Superintendent: Doug Goltz
Principal: Jennifer Dunn
Athletic Director: Doug Goltz
NSAA Team Enrollment: 25
Conference: Pioneer/MUDECAS
Head Coach: Luke Santo
Assistant Coaches: Adam Santo, Holly Westengaard
State Tournament Appearances: 25
Most Recent State Tournament: 2020
State Championship Years: D1/1998, D1/1999, D1/2000, D2/2015, D2/2017, D2/2018
Runner-up: D1/2002, D1/2003, D1/2007, D2/2019



Season Record 24-2

Sterling	W	70-47
Lourdes Central Catholic	W	55-46
Friend	W	66-15
Lewiston	W	57-15
Humboldt-Table Rock-Steinauer	W	58-26
Bishop LeBlond, MO	W	71-51
Tri County	W	56-18
Freeman	W	54-20
Syracuse	W	55-38
Elmwood-Murdock	W	47-40
Sidney, IA	W	53-24
Diller-Odell	W	56-25
Meridian	W	63-22
Johnson-Brock	W	57-27
BDS	W	50-38
Auburn	W	62-27
Pawnee City	W	59-10
Johnson-Brock	W	47-21
Pawnee City	W	58-19
Southern	W	47-33
Lourdes Central Catholic	L	29-31
East Atchison, MO	W	73-34
Weeping Water	L	41-44
Lewiston	W	74-32
Sterling	W	39-28
Lawrence-Nelson	W	58-31

No.	Name	GR	POS	HT	PTS	AVG	REB	AVG	AST	STL	BLK
00	Rachel Magdanz	11	G	5-10	266	10.2	88	3.4	108	57	10
3	Olivia Eickhoff	10	G	5-8	144	5.5	51	2.0	38	23	10
4	Ella Simon	11	G	5-5	70	2.7	33	1.3	21	18	3
5	London Nachtigal	10	F	5-8	10	0.4	30	1.2	0	1	3
10	DeLanie Witt	10	G	5-6	128	5.1	37	1.5	40	37	3
11	Lauren Malone	11	G	5-4	34	1.4	43	1.8	52	44	6
12	Elle Falk	9	F	5-5	0	0.0	5	0.2	0	0	1
14	Jessica Wertenberger	10	G	5-9	168	6.5	87	3.3	37	40	6
15	Madison Stamper	11	G	5-6	0	0.0	12	0.5	2	6	0
20	Emma Littrel	11	F	5-8	89	3.4	109	4.2	19	25	1
24	Erison Vonderschmidt	11	F	5-10	424	16.3	179	6.9	24	52	28
31	Leila Frederick	9	F	5-5	0	0.0	6	0.3	0	1	0
32	Danielle Bippes	12	F	5-10	58	3.1	75	3.9	15	24	6
45	Macy Keller	10	C	6-0	64	2.5	60	2.3	3	4	14

MAYWOOD-HAYES CENTER Wolves | Green/Gray/Black | 24-2

Superintendents: Mark Bejot, Tony Primavera
Principals: Lucas McCain, Megan Soundy
Athletic Directors: Kolby Hamilton, Aaron Gallegos
NSAA Team Enrollment: 21
Conference: Republican Plains Activities Conference
Head Coach: Kimberly Stengel
Assistant Coaches: Olivia McCain, Rhea Softley
State Tournament Appearances: 2
Most Recent State Tournament: 2020



Season Record 24-2

Wallace	W	40-26
Southwest	W	53-36
Arapahoe	W	59-30
Oberlin-Decatur Comm., KS	W	46-44
Wauneta-Palisade	W	55-46
Sandhills Valley	W	73-36
Brady	W	56-9
Paxton	W	50-30
Mullen	W	42-40
Hitchcock County	W	56-21
Anselmo-Merna	L	37-46
Hi-Line	W	61-30
Paxton	W	48-26
Maxwell	W	47-23
Arthur County	W	40-25
Bertrand	W	62-31
Wallace	W	61-33
Wauneta-Palisade	W	58-38
Alma	W	48-46
Medicine Valley	W	62-35
Hitchcock County	W	59-23
South Platte	L	48-53
Wauneta-Palisade	W	60-45
Wallace	W	48-23
Wauneta-Palisade	W	55-38
Diller-Odell	W	47-39

No.	Name	GR	POS	HT	PTS	AVG	REB	AVG	AST	STL	BLK
10	Kiley Hejtmank	10	G	5-5	109	4.4	87	3.5	23	64	0
11	Karlie Erickson	11	G	5-5	3	.3	4	.4	1	0	0
12	Ashlin Broz	10	G	5-5	252	9.7	50	1.9	75	74	3
14	Chloe Stucky	11	F	5-7	0	0.0	9	1.3	1	1	0
20	Julia Broker	12	G	5-6	4	.4	4	.4	0	5	0
21	Jenna Ingison	10	C	6-0	4	.4	2	.2	0	1	0
22	Stevie Handsaker	11	F	5-10	105	4.2	96	3.8	10	24	4
23	Olivia Hansen	10	F	5-10	299	11.5	109	4.2	73	76	5
24	Ella Shepperd-Broz	9	G	5-6	8	.7	4	.4	1	6	1
31	Jaycee Widener	12	F	5-10	455	17.5	209	8.0	54	104	14
34	Madalyn Doyle	10	C	5-9	12	.8	15	.9	1	4	1
40	Kyla Patel	9	C	5-9	7	.7	5	.5	1	0	0
42	Alexis Wood	10	F	5-8	88	3.4	139	5.3	31	68	5
44	Jade Wolf	11	G	5-6	21	1.2	21	1.2	1	4	0

CWC Renegades | Orange/Black/White | 23-1

Superintendents: Frank Jesse, Rodney Olson
Principals: Steven Gleisberg, Jay Johnson
Athletic Directors: Thomas Thramer, Abi Parker
NSAA Team Enrollment: 23
Conference: Niobrara Valley
Head Coach: Laurel O'Malley
Assistant Coach: Chuck O'Malley
State Tournament Appearances: 5
Most Recent State Tournament: 2020



Season Record 23-1

Summerland	W	35-31
North Central	W	45-41
Elkhorn Valley	W	69-39
West Holt	W	67-20
Central Valley	W	68-23
Tri County Northeast	W	63-30
Summerland	W	42-27
Twin Loup	W	58-24
Spalding Academy	W	68-10
Ord	W	56-38
Stuart	W	64-35
Boyd County	W	65-41
St. Mary's	W	74-36
Ainsworth	W	77-39
Bloomfield	W	65-26
Stuart	W	64-31
Elgin Public/Pope John	L	47-50
Elkhorn Valley	W	57-50
Elgin Public/Pope John	W	55-31
Burwell	W	47-36
Neligh-Oakdale	W	69-27
Twin Loup	W	63-21
St. Mary's	W	77-41
Sumner-Eddyville-Miller	W	50-35

No.	Name	GR	POS	HT	PTS	AVG	REB	AVG	AST	STL	BLK
2	Cheyenne Pokorny	11	G	5-8	23	1.2	3	.2	5	5	1
4	Michelle Koenig	12	G	5-6	216	9	120	5	39	64	10
10	MaKenna Pelster	11	G	5-7	81	3.4	57	2.4	14	22	2
12	Ryann Haburchak	12	G	5-3	177	7.4	44	1.8	84	63	1
14	Morgan Ramsey	12	F	6-1	484	20.2	146	6.1	55	106	43
22	Alexis Butterfield	12	F	5-8	94	3.9	70	2.9	20	24	3
24	Hailey Genereux	11	G	5-3	9	.5	7	.4	4	2	1
32	Elli Metschke	11	F	5-8	24	1.3	16	.8	1	3	0
34	Tessa Metschke	12	F	5-8	185	7.7	117	4.9	17	40	7
42	Rachel Dierks	12	C	6-1	150	6.3	129	5.4	18	56	20

WYNOT Blue Devils | Blue/White | 19-6

Superintendent: Jeff Messersmith
Principal: Grant Torpin
Athletic Director: Tammy Wieseler
NSAA Team Enrollment: 21
Conference: Lewis & Clark
Head Coach: Steve Wieseler
Assistant Coaches: Kelly Wieseler, Shelly Arkfeld
State Tournament Appearances: 13
Most Recent State Tournament: 2020
State Championship Years: D2/2005, D2/2011, D2/2012, D2/2013, D2/2014, D2/2016, D2/2019, D2/2020
Runner-up: D2/2010, D2/2015, D2/2017



Season Record 19-6

Winside	W	63-14
Guardian Angels Central Catholic	L	39-56
Osmond	W	54-31
Homer	W	55-37
Wausa	W	54-30
Randolph	W	42-16
Bloomfield	W	62-39
West Point-Beemer	L	23-49
Crofton	L	37-55
Pender	L	33-45
Winside	W	47-20
Bloomfield	W	47-30
Niobrara/Verdigre	W	55-40
Winnebago	W	57-40
Pierce	L	27-31
Ponca	L	37-49
Creighton	W	49-15
Wakefield	W	49-24
Ponca	W	41-38
Irene-Wakonda, SD	W	48-42
Walthill	W	55-11
Hartington-Newcastle	W	49-22
Winside	W	58-26
Randolph	W	53-23
Sioux County	W	64-37

No.	Name	GR	POS	HT	PTS	AVG	REB	AVG	AST	STL	BLK
3	Ella Brummer	10	G	5-5	8	.7	5	.5	0	2	0
5	Myrah Sudbeck	9	G	5-4	7	.7	4	.4	0	6	0
10	Amber Lawson	10	F	5-6	35	1.4	45	1.8	6	23	7
11	Lauren Haberman	10	G	5-4	50	2.2	27	1.2	4	8	0
13	Kinslee Heimes	9	G	5-4	34	1.4	31	1.2	10	28	0
14	Krystal Sudbeck	11	G	5-6	65	2.7	55	2.3	18	58	4
21	Emersyn Sudbeck	12	G	5-4	110	4.4	37	1.5	34	55	0
23	Autumn Lawson	12	G	5-9	181	7.5	81	3.4	34	56	7
24	Kayla Pinkelman	9	F	5-9	21	.9	29	1.3	4	19	7
30	Chloe Heimes	11	G	5-3	5	.3	13	.8	3	8	0
32	Edyn Sudbeck	12	F	5-8	182	7.3	60	2.4	27	1.1	12
33	Karley Heimes	11	F	6-0	318	12.7	195	7.8	26	77	25
35	Kendra Pinkelman	11	G	5-9	104	4.2	62	2.5	28	42	6
44	Amy Tramp	11	C	5-10	60	2.4	53	2.1	4	11	5

NSAA Girls Basketball All-Time Records

INDIVIDUAL RECORDS

MOST POINTS, CAREER

Points-Player, School, Year Graduated

2752-Darcy Stracke, Chambers, 1996
2427-KC Cowgill, Grand Island Central Catholic, 2000
2267-Alyssa Frauendorfer, Humphrey, 2013
2227-Jessica Shepard, Lincoln Southeast & Fremont, 2015
2179-Nicole Kubik, Cambridge, 1996
2162-Kaylee Jensen, Lindsay Holy Family/Humphrey-LHF, 2014
2136-Chatrice White, Shelby-Rising City, 2014
2116-Monica Osborn, Axtell, 1995
2078-Jordan Hooper, Alliance, 2010
2077-Cindy Hays, Osceola, 1988
2064-Jina Johansen, Centura, 2001
2021-Kalynn Meyer, Superior, 2020
1990-Amanda Hansen, West Point-Beemer, 2016
1987-Tonya Kniefl, Newcastle, 1997
1978-Chloe Dworak, Lincoln Christian, 2018
1944-Katie Robinette, South Sioux City, 2001
1938-Mandi Thomas, Newcastle, 1994
1928-Raeleigh Menke, Friend, 2018
1926-Maurice Ivy, Omaha Central, 1984
1910-Laramey Lewis, Hitchcock County, 2012
1894-Brooke Schwartz, Gering, 1996
1867-Christina Houghttelling, Cambridge, 2003
1876-McKenzie Brown, Northwest, 2014
1864-Abbey Schueth, Ewing, 2009
1851-Brooke Kissinger, Minden - 2014
1837-Lisa Mimick, Spencer-Naper, 1998
1822-Brandan Tighe, Homer, 2014
1820-Tracy Williamson, Harvard, 1999
1800-Samantha Brester, Howells-Dodge, 2017
1792-Cheryl Braithwait, Arapahoe, 2008
1790-Tricia Hoffman, Homer & Emerson-Hubbard, 2008
1785-Taryn Ninemire, Sandy Creek, 2001
1768-Jami Kubik, Cambridge, 1994
1766-Kaitlin Petri, Kearney Catholic, 2007
1765-Jade Meads, Elm Creek, 2005
1756-Morgan Maly, Crete, 2020
1751-Taylor Kissinger, Minden, 2017
1743-Steph Thomas, McCool Junction, 1988
1740-Korynn Clason, Cambridge, 2020
1738-Ashlee Schneider, Centura, 2004
1734-Kaylea Watson, Arapahoe, 2015
1730-Carla Schultz, Clarks, 1995
1728-Megan Neuirth, Guardian Angels Central Catholic, 2005
1725-Tonya Volk, Battle Creek, 1998
1722-Shelby Beaudette, Bancroft-Rosalie, 2009
1718-Trish Martin, South Sioux City, 1996
1718-Shandra Farmer, Hastings St. Cecilia, 2016
1712-Dani Busboom, Freeman, 2003
1709-Jenny Findlay, Southeast Consolidated, 1994
1709-Sarah Harrison, Wauneta-Palisade, 2001
1707-Sarah Muller, Scribner & Archbishop Bergan, 1988
1705-Haley Thiele, Bishop Neumann, 2015
1703-Marney Monson, Wallace, 1993
1691-Karen Martin, Conestoga, 1982
1691-Kaylea Watson, Arapahoe, 2015
1678-Trudi Veerhusen, Adams, 1987
1675-Janelle Findlay, Southeast Consolidated, 1998
1658-Hailey Mandelko, Lexington, 2012
1657-Allison Weidner, Humphrey St. Francis, 2017-current player
1656-Amy Stephens, Alliance, 1984
1647-Tonya Porter, Emerson-Hubbard, 1996
1636-Josie Perez, Gordon-Rushville, 2017
1629-Colleen Regan, Ewing, 1983
1627-Kenzie Kulm, Platteview, 2015
1616-Monica Arens, Crofton, 2017
1613-Cindy Hajek, Raymond Central, 1991
1614-Trisha Petrzela, Prague, 2002
1607-Kelly Behrends, Lodgepole, 1999
1606-Paula Blecha, Humboldt, 1980
1603-Jaycee Bradley, Norfolk, 2015
1601-Jessica Harvey, Morrill, 2017
1599-Marissa Bongers, East Butler, 2010
1599-Rylie Cascio Jensen, Fremont/Bellevue East, 2016
1596-Claire Cornell, Elm Creek, 2018
1590-Jamie Kissinger, Minden, 2014
1583-Jennifer Werner, Greeley & St. Paul, 1993
1581-Angie Miller, WilberClatonia, 1983
1581-KK Houser, Lincoln Southeast, 2009
1579-Allison Arens, Crofton, 2015
1573-Laurel Stoehr, Sutton, 1991
1567-Megan Allison, Cross County, 2008
1567-Maggie Schulte, Wynot, 2014

1557-Tracy Agena, Sterling, 2003
1556-Hattie Gartner, Chambers, 2001
1552-Chloe Akin-Otiko, Bellevue West, 2016
1551-Angie Farnik, Verdigre, 1993

MOST POINTS, ONE SEASON

Points-Player, School, Year

872-Darcy Stracke, Chambers, 1996
824-Darcy Stracke, Chambers, 1995
780-Jessica Shepard, Fremont 2014
779-Amy Stephens, Alliance, 2015
731-Monica Osborn, Axtell, 1995
729-KC Cowgill, Grand Island Central Catholic, 1999
726-Cindy Hays, Osceola, 1988
723-KC Cowgill, Grand Island Central Catholic, 2000
706-Allison Weidner, Humphrey St. Francis, 2020
703-Lisa Mimick, Spencer-Naper, 1998
700-Christina Houghttelling, Cambridge, 2003
689-Alyssa Frauendorfer, Humphrey, 2013
686-Kaylee Jensen, Lindsay Holy Family, 2013
681-Jina Johansen, Centura, 2000
680-Nicole Kubik, Cambridge, 1996
664-Amanda Hanzlik, Niobrara, 2000
664-Jessica Shepard, Lincoln Southeast, 2013
662-Alyssa Frauendorfer, Humphrey, 2012
655-Taryn Ninemire, Sandy Creek, 2001
654-Amanda Hansen, West Point-Beemer, 2016
653-Jordan Hooper, Alliance, 2010
650-Jade Meads, Elm Creek, 2005
641-Mandi Thomas, Newcastle, 1994
641-Kaylee Jensen, Humphrey-Lindsay Holy Family, 2014
641-Taylor Kissinger, Minden, 2015
629-Cindy Hays, Osceola, 1987
628-Payton Brotzki, Platteview, 2016
624-Laura Anderson, Raymond Central, 1984
624-McKenzie Brown, Northwest, 2014
623-Chatrice White, Shelby-Rising City, 2014
622-Sarah Muller, Scribner, 1987
620-Marissa Bongers, East Butler, 2010
616-Amanda Hansen, West Point-Beemer, 2015
616-Rylie Cascio Jensen, Fremont, 2016
615-Monica Osborn, Axtell, 1994
614-Maurice Ivy, Omaha Central, 1984
614-Angie Miller, WilberClatonia, 1983
598-KC Cowgill, Grand Island Central Catholic, 1998
595-Tricia Hoffman, Homer, 2008
594-Carla Schultz, Clarks, 1995
593-Laramey Lewis, Hitchcock County, 2012
592-Nicole Kubik, Cambridge, 1995
592-Brandan Tighe, Homer, 2014
588-Korynn Clason, Cambridge, 2019
583-Ginger Keller, Gibbon, 1990
583-Sidney Swanson, West Point-Beemer, 2020
582-Darcy Stracke, Chambers, 1994
580-Karen Theis, Friend, 1999
580-Mackenzie Willicott, Blue Hill, 2015
579-Trudi Veerhusen, Adams, 1987
579-Laurel Stoehr, Sutton, 1991
578-Abbey Schueth, Ewing, 2007
575-Rachel Klein, Stromsburg, 1997
574-Alesha Schoof, Desher, 1996
573-Sarah Harrison, Wauneta-Palisade, 2001
573-Maddie Egr, Yutan, 2015
572-Cheryl Braithwait, Arapahoe, 2008
571-Korynn Clason, Cambridge, 2020
571-Hailey Mandelko, Lexington, 2012
568-Brandan Tighe, Homer, 2013
564-Jami Kubik, Cambridge, 1994
564-McKenzie Brown, Northwest, 2013
564-Samantha Brester, Howells-Dodge, 2015
563-Tonya Kniefl, Newcastle, 1997
563-Marissa Bongers, East Butler, 2009
562-Marney Monson, Wallace, 1993
562-Chatrice White, Shelby-Rising City, 2013
560-Alexis Markowski, Lincoln Pius X, 2020
560-Trish Martin, South Sioux City, 1995
559-Ashlee Schneider, Centura, 2002
557-Kelly Behrends, Lodgepole, 1999
556-Nikki Keller, Ponca, 1993
556-Taryn Ninemire, Sandy Creek, 2000
554-Jaycee Bradley, Norfolk, 2015
553-Chatrice White, Shelby-Rising City, 2012
552-Jessica Haynes, Omaha Central, 1985
552-Raeleigh Menke, Friend, 2018
552-Morgan Maly, Crete, 2020
550-Brooke Kissinger, Minden, 2014

MOST POINTS, ONE GAME

65-Cindy Hays, Osceola, 1987
57-Laura Tietjen, Byron, 1975
54-Jordan Hooper, Alliance, 2010
52-Darcy Stracke, Chambers, 1996
52-Cindy Hays, Osceola, 1988
51-Cindy Hays, Osceola, 1987
51-MariLyn DeVries, Cambridge, 1988
49-Tricia Hoffman, Emerson-Hubbard, 2006
48-Kelly Behrends, Lodgepole, 1999
48-Amy Clary, Holbrook, 1988
48-Amy Stephens, Alliance, 1985
47-Michelle Heitmann, Byron, 1978
47-Kay Broekemeier, Central City, 2005
47-Jordan Hooper, Alliance, 2010
46-Kathy Foley, Blair, 1975
46-Jina Johansen, Centura, 2000
46-Erin Gudmundson, Kearney Catholic, 2002
46-Marissa Bongers, East Butler, 2009
46-Jessica Shepard, Fremont, 2014
45-Debbie Wilson, Elba, 1987
45-Shannon Karl, Dorchester, 1994
45-Monica Osborn, Axtell, 1995
45-Erin Schlake, Adams, 1995
45-Lindsay Hanzik, Niobrara, 1997
45-Karen Theis, Friend, 1999
44-Tonya Kniefl, Newcastle, 1995
44-Monica Ross, Ord, 1994
44-Sarah Muller, Scribner, 1986
44-Chris Mummy, Omaha Cathedral, 1987
44-Angie Miller, WilberClatonia, 1983
44-Rayna Nelsen, Homer, 1998
44-Nikki Gargano, Omaha Roncalli Catholic, 1998
44-Rayna Nelsen, Homer, 1998
43-LeAnn Brietzke, Waterloo, 1998
43-Leah Turner, Omaha North, 1992
43-Jonie Schake, SumnerEddyvilleMiller, 1982
43-Janice Eisenmenger, Humphrey St. Francis, 1987
43-Trudi Veerhusen, Adams, 1987
43-Kristi Ebsen, Superior, 1989
43-Becky Chramosta, Ravenna, 1984
43-Ann Troshynski, Omaha Cathedral, 1984
43-Melinda Rice, Oshkosh, 1981
43-Angie Osborn, Axtell, 1991
43-LeAnn Brietzke, Waterloo, 1998
43-Christina Houghttelling, Cambridge, 2001
43-Megan Allison, Cross County, 2008
43-Alicia Ostrander, Gordon-Rushville, 2009
43-Chatrice White, Shelby-Rising City, 2013
43-Kaylee Jensen, Lindsay Holy Family, 2013
43-Jessica Shepard, Fremont, 2014
43-Dawn Klabenes, Chambers-Wheeler Central, 2015
43-Alejah Douglas, Omaha Northwest, 2018

THREE-POINT GOALS, CAREER

363-Brooke Kissinger, Minden, 2014
318-KC Cowgill, Grand Island Central Catholic, 2000
293-Chloe Dworak, Lincoln Christian, 2018
265-Jenni Flynn, South Sioux City, 2003
262-Kameron Kissinger, Hastings St. Cecilia, 2018
260-Taryn Ninemire, Sandy Creek, 2001
255-Rylie Thiele, Kearney Catholic, 2017
254-Taylor Kissinger, Minden, 2017
249-McKenzie Brown, Northwest, 2014
245-Ashley Bonczynski, Centura, 2007
234-Marisa Lowe, Millard West, 2015
230-Tracy Williamson, Harvard, 1999
230-Lauren Works, Lincoln Southwest, 2013
220-Allison Arens, Crofton, 2015
215-Morgan Maly, Crete, 2020
214-KK Houser, Lincoln Southeast, 2009
211-Samantha Waldron, Millard West, 2014
211-Peyton Hagen, Bellevue East, 2014
209-Nicole Kubik, Cambridge, 1996
209-Madison Coffey, Blue Hill, 2010
209-Taytem Coleman, Lincoln Christian, Present
208-Hailey Mandelko, Lexington, 2012
207-Jamie Kissinger, Minden, 2014
206-Heather McKeon, Ravenna, 2006
201-Nicole Rauner, Wayne, 2009
201-Haley Thiele, Bishop Neumann, 2015
200-KC Hilgenkamp, Arlington, 1998
199-Brandan Tighe, Homer, 2014
197-Shandra Farmer, Hastings St. Cecilia, 2016
195-Rylie Cascio Jensen, Fremont, 2016
194-Lexie Bacon, Lyons-Decatur NE & BRLD, 2017
192-Kaily Kennel, Shickley, 2006

NSAA Girls Basketball All-Time Records

188-Amanda Hansen, West Point-Beemer, 2016
 187-Brooklyn Fiddelke, Ravenna, 2018
 187-Sydney Roth, Deshler, 2019
 185-Jaycee Bradley, Norfolk, 2015
 183-Brooke Schwartz, Gering, 1996
 181-Ashlyn Power, Lincoln Christian, 2017
 180-Emma Frost-Briley, Ft. Calhoun, 2007
 179-Lauren Lehmkuhl, Wakefield, 2014
 177-Monica Osborn, Axtell, 1995
 176-Jodi Spale, Northwest, 2003
 176-Ashley Schuetze, Guardian Angels Central Catholic, 2003
 176-Allie Proskoi, Kearney Catholic, 2015
 175-Cheryl Braithwait, Arapahoe, 2008
 175-Tori Homolka, Wilber-Clatonia, 2017
 174-Kay Broekemeier, Central City, 2005
 173-McKenna Dodd, Lincoln Southwest, 2014
 172-Nicole Kent, Dundy County Stratton, 2016
 170-Kenzie Kulm, Platteview, 2015
 169-Sierra Kile, Conestoga & West Point-Beemer, 2019
 168-Courtney Flaherty, St. Mary's, 2000
 168-Jodi Carnahan, Chadron, 2000
 168-Erin Gudmundson, Kearney Catholic, 2002
 168-Dani Anderson, Lincoln Christian, 2012
 165-Lauren Sanders, Millard South, 2017
 163-Tracy Agena, Sterling, 2003
 163-Kaitlin Petri, Kearney Catholic, 2007
 163-Kourtney Zadina, Seward, 2013
 163-Kalli Mackling, Louisville, 2017
 160-Kristi Tighe, Homer, 2004
 160-Hannah Trvdy, Seward, 2013

THREE-POINT GOALS, SEASON

110-Brooke Kissingner, Minden, 2011
 104-Taryn Ninemire, Sandy Creek, 2001
 103-Allie Bauer, Elm Creek, 2017
 95-KC Cowgill, Grand Island Central Catholic, 1998
 91-KC Cowgill, Grand Island Central Catholic, 1999
 90-Brooke Kissingner, Minden, 2014
 90-Taytem Coleman, Lincoln Christian, 2017
 89-Chloe Dworak, Lincoln Christian, 2015
 85-Jodi Spale, Northwest, 2003
 85-Brooke Kissingner, Minden, 2013
 84-Jenni Flynn, South Sioux City, 2003
 83-Maggie Nelson, Holdrege, 2013
 82-Nicole Rauner, Wayne, 2009
 80-Nicole Kubik, Cambridge, 1996
 81-Hailey Mandelko, Lexington, 2012
 81-Chloe Dworak, Lincoln Christian, 2017
 81-Madison Myers, Centura, 2016
 79-Kameron Kissingner, Hastings St. Cecilia, 2018
 78-Tracy Williamson, Harvard, 1999
 78-Brooke Kissingner, Minden, 2012
 77-Kay Broekemeier, Central City, 2005
 77-Peyton Hagen, Bellevue East 2014
 77-Kameron Kissingner, Hastings St. Cecilia, 2017
 76-KC Cowgill, Grand Island Central Catholic, 2000
 76-McKenzie Brown, Northwest, 2014
 76-Amanda Hansen, West Point-Beemer, 2016
 76-Kylie Thiele, Kearney Catholic, 2017
 75-Trysta Gruber, Loup County, 2006
 75-McKenzie Brown, Northwest, 2013
 74-Monica Osborn, Axtell, 1994
 73-Jodi Spale, Northwest, 2002
 73-Emma Frost-Briley, Ft. Calhoun, 2006
 72-Jaycee Bradley, Norfolk, 2015
 72-Ashley Schuetze, Guardian Angels Central Catholic, 2003
 72-Kameron Kissingner, Hastings St. Cecilia, 2016
 71-Jodi Carnahan, Chadron, 2000
 71-Paige Quinn, Southern Valley, 2012
 71-Makylee Ailes, Lincoln Christian, 2019
 70-Michelle Weimann, Howells, 2006
 70-Kaleigh Kummer, North Plate SP, 2017
 69-KC Hilgenkamp, Arlington, 1997

69-Morgan Maly, Crete, 2020
 68-Cathy Paulsen, Arapahoe, 2009
 68-KK Houser, Lincoln Southeast 2009
 68-Lauren Works, Lincoln Southwest, 2013
 68-Becca Unger, Stanton, 2014
 68-Samantha Waldron, Millard West, 2014
 68-Allison Arens, Crofton, 2014
 68-Olivia Aden, Beatrice, 2020
 67-Stacy McArthur, South Sioux City, 1992
 67-Cori Arends, Elwood, 1995
 67-Taryn Ninemire, Sandy Creek, 1999
 67-Taryn Ninemire, Sandy Creek, 2000
 67-Aubrey Duer, Seward, 2014
 66-Tracy Williamson, Harvard, 1998
 66-Courtney Flaherty, St. Mary's, 2000
 66-Ashley Bonczynski, Centura, 2007
 66-Marisa Lowe, Millard West, 2013
 66-Kenzie Kulm, Platteview, 2015
 66-Taytem Coleman, Lincoln Christian, 2016
 66-Grace Rasmussen, Millard South, 2016
 65-Dani Anderson, Lincoln Christian, 2012
 65-Kylie Thiele, Kearney Catholic, 2014
 65-Lauren Sanders, Millard South, 2017
 65-Chloe Dworak, Lincoln Christian, 2018

THREEPOINT GOALS, GAME

11-KC Hilgenkamp, Arlington, 1998
 11-Leona Saul, Santee, 2007
 11-Maggie Nelson, Holdrege, 2013
 10-KC Hilgenkamp, Arlington, 1997
 10-Erika Stolz, Holdrege, 2012
 10-McKenzie Brown, Northwest, 2014
 10-Mia Felici, Bellevue West, 2017
 9-Morgan Maly, Crete, 2020
 9-KC Hilgenkamp, Arlington, 1997
 9-Monica Osborn, Axtell, 1994
 9-Dawn Marget, Fairmont, 1996
 9-Tracy Agena, Sterling, 2000
 9-Kristin Koski, Humphrey St. Francis, 2001
 9-Jena Fodick, Lincoln East, 2003
 9-Kay Broekemeier, Central City, 2005
 9-Betsy Conry, Omaha Duchesne Academy, 2006
 9-Nicole Rauner, Wayne, 2008
 9-Taylor Kissingner, Minden, 2015
 9-Kenzy Kanno, Mitchell, 2016
 9-Allie Bauer, Elm Creek, 2017
 9-Macy Scott, Fillmore Central, 2017
 9-Shayda Vaughn, Hershey, 2020
 9-Isabel Freemont, BRLD, 2020

CONSECUTIVE FREE THROWS MADE

Total-Player, School, Date
 38-KC Cowgill, Grand Island Central Catholic, 1999
 34-Rylie Cascio Jensen, Fremont, 2015-2016
 32-Cassie Phillips, Papillion-La Vista South, 2005
 31-JoDell Thorell, Loomis, 1996
 31-Monica Osborn, Axtell, 1995
 31-KC Cowgill, Grand Island Central Catholic, 1997
 30-Meredith Wahl, Crete, 2009
 30-Bethany Riener, Wauneta-Palisade, 2011
 29-Meg Wilson, Litchfield, 1995
 29-Christy Hardy, Stratton, 1981
 28-Hattie Gartner, Chambers, 2000-01
 28-Lindsey Briggs, Alliance, 2008
 26-Heidi Hula, Sandhills, 1995
 26-Mandy Bornemeier, Elmwood-Murdock, 1998
 26-Gina Kotas, Milligan 2001
 26-Dawn Klabenes, 2016
 25-Jeanne Osmera, Bishop Neumann, 1984
 25-Debra Johnson, Wheatland, 2005
 25-Tenaya Howsden, Amherst, 2008
 24-Brooke Schwartz, Gering, 1996
 24-Molly Reynolds, McCool Junction, 1995
 24-Stacia Soderlin, Grant, 1994
 24-Monica Osborn, Axtell, 1994
 24-Kim Wittrock, Sidney, 1991
 24-Angie Osborn, Axtell, 1991
 24-Wendy Paseka, Prague, 1993
 24-Cortney Eichelberger, Beemer, 1999
 24-Marcy Hauschild, Elmwood-Murdock, 2001
 24-Dana Hansen, Coleridge, 2007

24-Kiara Libal, Ashland-Greenwood, 2018
 23-Courtney Flaherty, St. Mary, 1998
 23-Keyna Kobza, Bruning-Davenport, 1999-00, 2000-01
 23-Tina Kobza, Bruning-Davenport, 2001
 23-Valerie Schick, Lutheran High Northeast, 2006
 23-Candace Lambert, Omaha Benson, 2005
 23-Jordan Hooper, Alliance, 2007-08
 22-Natasha Holmstrom, Omaha Marian, 1994
 22-Kari Jo Jatejka, Geneva, 1990
 22-Cara Hessler, Banner County, 2006
 22-Shelby Beaudette, Bancroft-Rosalie, 2007
 22-Sammi Licari, Columbus, 2012
 22-Jaycee Bradley, Norfolk, 2015
 21-Tracy Williamson, Harvard, 1998
 21-Amy Henzel, Lewiston, 1985
 21-Mary Henderson, EmersonHubbard, 1988
 21-Jennifer Nickel, Axtell, 1982
 21-Amy Armstrong, Ponca, 1987
 21-Karen Sladdens, York, 1989
 21-Mandy Koehn, Minden, 1997
 21-Kaitlin Petri, Kearney Catholic, 2005
 21-Michaela Jones, Beatrice, 2018

REBOUNDS, CAREER

1539-Kalynn Mayer, Superior, 2020
 1349-Chatrice White, Shelby-Rising City, 2014
 1342-Shuree Oldehoef, Exeter, 1997
 1337-Jordan Hooper, Alliance, 2010
 1320-Heather Hinz, Newcastle, 2006
 1280-Mandy Thomas, Newcastle, 1994
 1157-Jordan Lempka, Sterling, 2014
 1136-Tracie Borst, Randolph, 1981
 1118-Erin Wobig, CodyKilgore, 1991
 1116-Laure Smith, Chappell, 1990
 1107-Hayley Thramer, Ewing, 2009
 1098-Megan Stienike, Brady, 1998
 1047-Emily Mathews, Bellevue East, 2003
 1040-Jade Meads, Elm Creek, 2005
 1035-Katie Sokolowski, Kearney Catholic, 2010
 1033-Christina Houghtelling, Cambridge, 2003
 1031-Jessica Shepard, Lincoln Southeast & Fremont, 2015
 1030-Kaylee Jensen, Lindsay Holy Family/Humphrey-LHF, 2014
 1011-Janielle Bryan, Bellevue East, 2004
 1008-Abby Schueth, Ewing, 2009
 1007-Melissa Allbery, Omaha Christian Academy & Gretna, 2003
 1005-Claire Cornell, Elm Creek, 2018
 993-Alicia Ostrander, Gordon-Rushville, 2011
 985-Sarah Huss, Fairbury, 2020
 984-Abby Werkmeister, Maywood, 2015
 981-Shannon Ourada, Elm Creek, 2004
 980-Nikki Scott, Broken Bow, 2006
 978-Rochelle Wendland, Arapahoe, 2014
 975-Lindsey Stineman, Southern Valley, 1998
 973-Cindy Hays, Osceola, 1988
 960-Sarah Hays, Waterloo, 1993
 957-Kim Standerford, Humboldt, 1984
 947-Rhonda Sander, Humphrey St. Francis, 1994
 935-Samantha Brester, Howells-Dodge, 2017
 931-Lauren Lehmkuhl, Wakefield, 2014
 931-Laura Box, Nebraska City Lourdes, 2017
 930-Kelly Behrends, Lodgepole, 1999
 924-Liz Rohrig, Friend, 2004
 920-Jenny Findlay, Southeast Consolidated, 1997
 918-Courtney Aitken, Centura, 2012
 917-Alesha Schoof, Deshler, 1996
 906-Megan Steinke, Brady 1997
 904-Angel Steinblock, Humboldt, 1998
 903-Karla Meyer, Orchard, 1993
 902-McKenna Schuck, Harvard, 2016

900-Arianne Gesell, Omaha Concordia, 2012
 898-Jeannie Osmera, Bishop Neumann, 1985
 897-Katie Robinette, South Sioux City, 2001
 890-Logan Wemhoff, Humphrey St. Francis, 2018
 888-Jennifer Meyer, BancroftRosalie, 1995
 885-Lisa Graham, Lynch, 1992
 881-Pam Sorensen, Genoa, 1992
 879-Skyler Erickson, Cedar Valley, 2013
 878-Judy Johnson, Mead, 1981
 866-Kelly Bode, Petersburg, 1994
 866-Katie Hoskins, Wayne, 2012
 865-Becky Schroeder, Laurel-Concord, 1997
 860-Cindy Hajek, Raymond Central, 1991

REBOUNDS, SEASON

419-Kalynn Meyer, Superior, 2019
 414-Megan Stienike, Brady, 1997
 405-McKenna Schuck, Harvard, 2016
 405-Kalynn Meyer, Superior, 2019
 399-Dawn Klabenes, Chambers/Wheeler Central, 2016
 385-Jessica Shepard, Fremont, 2014
 384-Chatrice White, Shelby-Rising City, 2012
 380-Jordan Hooper, Alliance, 2010
 366-Jordan Hooper, Alliance, 2009
 359- Alicia Ostrander, Gordon-Rushville, 2011
 342-Jordan Hooper, Alliance, 2008
 341-Chatrice White, Shelby-Rising City, 2013
 340-Lauren Lehmkuhl, Wakefield, 2014
 339-Kathy Gottberg, Louisville, 1985
 339-Logan Druempel, Schuyler, 2013
 333-Vicky McIntyre, Omaha Marian, 2010
 333-Chatrice White, Shelby-Rising City, 2014
 329-Rochelle Wendland, Arapahoe, 2013
 325-Denise Holt, Weeping Water, 1979
 322-Abby Werkmeister, Maywood, 2015
 319-Jordan Lempka, Sterling, 2014
 318-Haylee Reichert, Elm Creek, 2000
 315-Kaylee Jensen, Humphrey-Lindsay Holy Family, 2014
 315-Alexis Markowski, Lincoln Pius X, 2020
 314-Logan Wemhoff, Humphrey St. Francis, 2017
 314-Shelby Saner, Sandhills/Thedford, 2012
 312-Tracey Poppema, Lincoln Christian, 1987
 311-Sara Landis, Falls City Sacred Heart, 2012
 310-Megan Wilson, Lincoln Christian, 2005
 310-Abby Werkmeister, Maywood, 2014
 309-Hayley Thramer, Ewing, 2009
 308-Halle Plumbtree, Fullerton, 2017
 306-Rochelle Wendland, Arapahoe, 2014
 304-Jalynda Hodson, Adams Central, 2010
 302-Teri Steer, Crete, 1992
 301-McKenna Schuck, Harvard, 2015
 300-Jeannie Osmera, Wahoo Bishop Neumann, 1984
 300-Claire Cornell, Elm Creek, 2017
 299-Jessica Shepard, Lincoln Southeast, 2013
 295-Jordan Lempka, Sterling, 2012
 295-Kaylee Jensen, Lindsay Holy Family, 2013
 294-Maddie Westergard, Fort Calhoun, 2014
 292-Katie Sokolowski, Kearney Catholic, 2009
 291-Marci Jaeger, Grand Island Central Catholic, 1988
 291-Chatrice White, Shelby, 2011
 290-Rylee Pauli, Millard South, 2018
 289-Jordan Lempka, Sterling, 2013
 288-Rhonda Sander, Humphrey St. Francis, 1994
 288-Kristi Olberding, Falls City Sacred Heart, 1985

NSAA Girls Basketball All-Time Records

288-Corrie Schneider, Aurora, 2016
 285-Michaela Hinrichs, Wilcox-Hildreth, 2010
 284-Jenna Habegger, Pawnee City, 2013
 283-Sarah Mertens, Parkview Christian, 2010
 283-Jeannie Osmera, Wahoo Bishop Neumann, 1985
 281-Kelsey Papenhausen, Coleridge, 2008
 281-Cecelia Catlett, Bruning-Davenport, 2008
 279-Joelle Anderson, Lincoln Christian, 2011
 278-Katie West, Wallace, 2010
 278-Alicia Ostrander, Gordon-Rushville, 2010
 277-Becky Schroeder, Laurel-Concord, 1997
 277-Katie Sokolowski, Kearney Catholic, 2008
 276-Nicole Wilson, Lincoln Christian, 2003
 276-Kaylee Jensen, Lindsay Holy Family, 2012
 276-Laura Box, Nebraska City Lourdes, 2017
 275-Samantha Brester, Howells-Dodge, 2015
 275-Tara Mueller, Exeter-Milligan, 2018
 274-Makayla Wendland, Arapahoe, 2010
 272-Rachel Jelden, Holdrege, 2013
 272-Marissa Koenig, Chambers/Wheeler Central (CWC), 2015
 270-Cassy Gade, West Point-Beemer, 2015
 265-Courtney Aitken, Centura, 2012
 265-Paige Husa, Fairbury, 2014
 265-Maddie Egr, Yutan, 2015
 265, Michaela Jones, Beatrice, 2017
 264-Abbey Schueth, Ewing, 2009
 263-Elizabeth Lipker, Blue Hill, 2008
 263-Rachelle Tucker, Pierce, 2015
 262-Logan Wemhoff, Humphrey St. Francis, 2018
 262-Lauren Lehmkühl, Wakefield, 2013
 261-Michaela Jones, Beatrice, 2017

REBOUNDS, GAME
 38-Ann Rupp, Grand Island Central Catholic, 1977
 36-MariLyn DeVries, Cambridge, 1988
 32-Erin Beethe, Tecumseh, 2006
 31-Nicole Lade, Tecumseh, 2002
 30-Maria Calkins, Elm Creek, 1979
 30-Shuree Oldehoef, Exeter, 1997
 30-Alicia Ostrander, Gordon-Rushville, 2009
 30-McKenna Schuck, Harvard, 2016
 29-Denise Holt, Weeping Water, 1979
 29-Linda Larson, South Sioux City, 1987
 29-Ashley Wells, Elba, 2002
 28-Megan Stienike, Brady, 1997
 28-Vicky McIntyre, Omaha Marian, 2010
 28-Maddie Scow, Shelby, 2010
 28-Lauren Lehmkühl, Wakefield, 2014
 28-Dawn Klabenes, Chambers/Wheeler Central, 2016
 27-Melissa Allbery, Omaha Christian, 2001
 27-Logan Rueppel, Schuyler, 2013
 27-Kalynn Meyer, Superior, 2019
 26-Chatrice White, Shelby-Rising City, 2014
 26-Abby Werkmeister, Maywood, 2015
 26-McKenna Schuck, Harvard, 2016
 26-Corrie Schneider, Aurora, 2016
 25-Gail Twiford, Laurel-Concord, 1987
 25-Laura Lans, Orleans, 1994
 25-Anne Manning, North Plate St. Patrick's, 2002
 25-Brittney Lynch, Elkhorn, 2008
 25-Tori Maaske, Loomis, 2011
 25-McKenna Schuck, Harvard, 2015
 25-MaKenna Dahlgren, Banner County, 2016
 25-Kalynn Meyer, Superior, 2016
 25-Cindy Wemhoff, Humphrey St. Francis, 1989
 24-Jo Ann Griffith, Lincoln Southeast, 1977

24-Kelly Pollard, North Bend, 1994
 24-Shelby Saner, Sandhills/Theadford, 2011
 24-Chatrice White, Shelby-Rising City, 2012
 24-Lauren Lehmkühl, Wakefield, 2013-14
 24-Angie Farnik, Verdigre, 1991
 24-McKenna Schuck, Harvard, 2016
 24-Jane Richards, Kearney, 1976
 24-Corrie Schneider, Aurora, 2018
 24-Jordan Hooper, Alliance, 2008
 23-Kris Welty, Centura, 1983
 23-Marney Monson, Wallace, 1997
 23-Pam Grell, Louisville, 1999
 23-Eva Benson, Overton, 2008
 23-Sarah Mertens, Parkview Christian, 2010
 23-Katie West, Wallace, 2009
 23-Alicia Ostrander, Gordon-Rushville, 2010
 23-Jordan Lempka, Sterling, 2011
 23-Sara Landism Falls City Sacred Heart, 2012
 23-Chatrice White, Shelby-Rising City, 2013
 23-Lauren Lehmkühl, Wakefield, 2013
 23-Jessica Shepard, Fremont, 2014
 23-Kelsey Chapek, Wahoo Bishop Neumann, 2014
 23-Alyssa Novotny, Clarkson/Leigh, 2015
 23-McKenna Schuck, Harvard, 2015
 23-Lenae Aerts, East Butler, 2020

TEAM RECORDS

TEAM SCORING - POINTS IN ONE GAME

134-South Sioux City, 2000
 126-South Sioux City, 1996
 115-Loomis, 2001
 115-South Sioux City, 1995
 113-Wallace, 1993
 113-South Sioux City, 2001
 111-South Sioux City, 1998
 111-Bancroft-Rosalie, 1998
 111-Harrisburg, 1995
 110-Crofton, 1991
 110-Elmwood-Murdock, 1998
 109-Arlington, 1995
 109-Morrill, 1995
 109-Winnebago, 1989
 109-Emerson-Hubbard, 1998
 109-Newcastle, 1998
 108-Emerson-Hubbard, 1996
 108-South Sioux City, 1999
 107-Humphrey St. Francis, 1994
 106-Snyder, 1981
 106-Wahoo Bishop Neumann, 1991
 106-Sandy Creek, 1993
 106-Cambridge, 1993
 106-Friend, 1999
 106-Kimball, 1999
 106-Sandy Creek, 1996
 105-Cambridge, 1994
 105-Centura, 1998
 105-Gordon, 2003
 104-Chambers, 1994
 104-Davenport, 1986
 104-Emerson-Hubbard, 1996
 104-South Sioux City, 1999
 103-Axtell, 1995
 103-Cambridge, 1994
 103-Homer, 1997
 103-Lodgepole, 1995
 103-Omaha Roncalli Catholic, 1995
 103-Bancroft-Rosalie, 1998
 102-Cambridge, 1994
 102-Genoa, 1990
 102-WisnerPilger, 1989
 102-Lincoln Christian, 1991
 102-Elm Creek, 2002
 101-Chambers, 1996
 101-Southeast Consolidated, 1990
 101-Omaha Marian, 1990
 101-BancroftRosalie, 1993
 101-Elmwood-Murdock, 1999

MOST POINTS ONE GAME TWO NEBRASKA TEAMS

189-Omaha Westside 98, Bellevue West 91 2OT, 2008
 176-Laurel-Concord 89, Randolph 87 3OT, 2003
 169-Winnebago 86, Walthill 83, 1990
 166-Elmwood-Murdock 84, Yutan 82, 1998
 165-Cambridge 95, WaunetaPalisade 70, 1994
 164-Doniphan 85, Silver Lake 79, 1996
 163-Orchard 82, Niobrara 81, 2000
 162-South Sioux City 98, Omaha Roncalli Catholic 64, 1996
 162-Hebron 82, Sutton 80 2OT, 2000
 160-Wauneta-Palisade 87, Callaway 73, 1994
 160-Chambers 101, Orchard 59, 1996
 160-Papillion-La Vista 82, Omaha Marian 78, 2011
 159-Palmer 85, Hampton 74, 2011
 158-Elmwood-Murdock 84, Waterloo 74, 1997
 158-Wallace 93, WaunetaPalisade 65, 1995
 158-South Sioux City 95, Elkhorn 63, 1996
 158-Friend 106, Risings City 52, 1999
 158-Ponca 80, Homer 78 OT, 2014
 157-Stratton 80, Wauneta-Palisade 77, 1996
 157-South Sioux City 115, Omaha Gross Catholic 42, 1995
 157-WaunetaPalisade 87, Republican Valley 70, 1995
 156-Greeley 86, Wolbach 70, 1991
 156-Harvard 94, Friend 62, 1998
 156-Gordon-Rushville 87, Chadron 69, 2009
 155-Crofton 110, Plainview 45, 1991
 155-South Sioux City 87, Blair 68, 1996
 155-Gordon-Rushville 85, Hemingford 70, 2016
 154-Wisner-Pilger 80, Ponca 74 OT, 2007
 154-Fremont Bergan 88, Scribner-Snyder 66, 1987
 154-Columbus 94, South Sioux City 60, 1990
 154-Fullerton 78, David City 76, 3OT 1989
 154-Wisner-Pilger 80, Ponca 74, OT, 2007
 153-Elmwood-Murdock 86, Waterloo 68, 1998
 153-Chambers 85, Theadford 68, 1996
 153-Osmond 78, Hartington 75, 1994
 153-Friend 88, Fairmont 65, 1999
 152-Arlington 91, Wahoo 61, 1996
 152-Emerson-Hubbard 104, Winnebago 48, 1996
 152-Guardian Angels Central Catholic 85, Howells 67, 1996
 152-Lincoln Northeast 88, Omaha Northwest 64, 2010
 151-East Butler 97, Osceola 54, 1997
 151-Ravenna 78, Overton 73, 3OT, 1996
 151-Friend 78, Bruning 73, OT, 1991
 151-Harrisburg 93, PotterDix 58, 1992
 150-Orchard 76, Newcastle 74, 1991
 150-Osceola 84, Benedict 66, 1987
 150-Cambridge 92, Pleasanton 58, 2003

MOST POINTS, ONE QUARTER

Points-School, Year
 48-Omaha Cathedral, 1976
 45-Crofton, 1991
 42-Wallace, 1993
 41-Silver Creek, 1990
 41-South Sioux City, 1998
 40-Arlington, 1996
 40-Cambridge, 1993
 40-Stanton, 1990
 39-Chappell, 1997
 39-Elmwood-Murdock, 1998
 38-Gibbon, 1988
 38-Loup City, 1987
 38-Sutton, 1990
 38-McCool Junction, 1988
 38-Waterloo, 1987
 37-Winnebago, 1989

37-Elm Creek, 2001
 37-Wauneta-Palisade, 2005
 37-Dundy County Stratton, 2017
 36-Lynch, 1993
 36-Osceola, 1987
 36-Republican Valley, 1989
 36-WisnerPilger, 1989
 36-Benedict, 1990
 36-Gordon, 2004
 36-Kearney Catholic, 2013-14
 36-Crofton, 2013-2014 (twice)
 36-Lincoln Christian, 2016

TEAM SCORING-SEASON AVERAGE

93.6-South Sioux City, 1995-96
 81.12-Cambridge, 1993-94
 80.29-South Sioux City, 1994-95
 79.2-Chambers, 1995-96
 78.8-Chambers, 1994-95
 78.04-Ogallala, 1998-99
 77.59-Guardian Angels Central Catholic, 2002-03
 76.04-Cambridge, 1992-93
 75.71-South Sioux City, 2000-01
 73.9-Guardian Angels Central Catholic, 2000-01
 73.96-Axtell, 1994-95
 73.78-South Sioux City, 1998-99
 73.0-Wauneta-Palisade, 1994-95
 72.7-South Sioux City, 1993-94
 72.3-WaunetaPalisade, 1993-94
 72.16-Chambers, 1993-94
 72.0-Wauneta-Palisade, 1992-93
 71.67-Lodgepole, 1994-95
 71.6-Bellevue East, 2004-05
 71.4-Elmwood-Murdock, 1997-98
 71.1-Minden, 2013-14
 71.03Sutton, 1989-90
 71.0-St.Paul, 1992-93
 70.4-Crofton, 1990-91
 70.1-Osceola, 1987-88
 69.8-Lincoln Christian, 1990-91
 69.8-Axtell, 1991-92
 69.8-Lincoln Christian, 2016-17
 69.4-Elmwood-Murdock, 1998-99
 69.1-Republican Valley, 1988-89
 69.1-Byron, 1975-76
 69.1-Centura, 1997-98
 69.0-Crofton, 2014
 68.7-Blair, 1988-89
 68.7-Bancroft-Rosalie, 2007-08
 68.6-Lodgepole, 1995-96
 68.6-Seward, 2009-10
 68.5-Fremont Bergan, 1987-88
 68.5-Chambers, 1988-89
 68.4-Humphrey St. Francis, 2019-2020
 68.4-Winnebago, 1987-88
 68.0-Wauneta-Palisade, 1996-97
 67.9-Harvard, 1998-99
 67.8-Wallace, 1994-95
 67.8-Chappell, 1988-89
 67.4-Winnebago, 1988-89
 67.3-Humphrey St. Francis, 2005-06
 67.3-Kearney Catholic, 2012-13
 67.0-Madison, 1987-88
 67.0-Ewing, 1982-83
 67.0-Grand Island Central Catholic, 1997-98

THREEPOINT GOALS - SEASON BY TEAM
 303-Lincoln Christian, 2016-17
 246-Seward, 2012-13
 236-Lincoln Christian, 2015-16
 230-Minden, 2013-14
 222-Minden, 2010-11
 217-Seward, 2011-12
 216-Lincoln Christian, 2014-15
 215-Kearney Catholic, 2013-14
 201-Millard West, 2012-13
 200-Millard South, 2015-16
 196-Kearney Catholic, 2014-15
 193-Lincoln Southeast, 2008-09
 193-Bishop Neumann, 2016-2017
 190-Millard South, 2016-17
 185-Ravenna, 2008-09

NSAA Girls Basketball All-Time Records

184-Lincoln Southeast, 2007-08
182-Crete, 2019-2020
179-South Sioux City, 2003
179-Ravenna, 2018
177-Kearney Catholic, 2017
175-Bishop Neumann, 2015-16
174-Bellevue West, 2013-14
171-Seward, 2010-11
171-Crofton, 2013-24
170-Bennington, 2014-15
169-Millard West, 2013-14
168-Elm Creek, 2016-17
168-Hastings St. Cecilia, 2017-18
166-Minden, 2011-12
166-Northwest, 2013-2014
165-York, 2013-14
165-Crofton, 2015-16
164-Beatrice, 2019-20
163-Northwest 2012-2013
162-Seward, 2009-2010
162-Lincoln Southwest, 2012-13
158-Lincoln Southeast, 2003-04
156-Kearney Catholic, 2012-13
156-Holdrege, 2013-14
155-Ravenna, 2011-12
154-West Point-Beemer, 2018-19
153-Sterling, 2014-15
153-Crofton, 2014-15
152-Southern Valley, 2012-13
151-Columbus, 2017-18
151-West Point-Beemer, 2019-20
150-Bancroft-Rosalie, 2008-09
150-Millard South, 2013-14
149-Guardian Angels Central Catholic, 2002-03
149-BRLD, 2017
149-Millard South, 2017-18
148-Sterling, 2016
148-Ravenna, 2017
147-Columbus, 2010-11
142-Omaha Marian, 1998-99
142-Arapahoe, 2012-13
141-Twin River, 2019-2020
140-Kearney Catholic, 2015-16
139-Grand Island Central Catholic, 1998-99
139-Meridian, 2017-18
138-Lincoln Southwest, 2011-12
138-Holdrege, 2012-13
138-Millard West, 2016-17
138-Minden, 2016-17
137-Columbus, 2011-12
137-Columbus, 2014-15
134-Falls City Sacred Heart, 2005-06
134-Ravenna, 2010-11
133-Ravenna, 2007-08
133-BDS, 2013-14
133-Millard West, 2016-17
132-Minden, 2014-15
131-Grand Island Central Catholic, 1997-98
131-Crofton, 2012-13
130-Seward, 2008-09

THREEPOINT GOALS, ONE GAME BY TEAM

19-Seward, 2016
18-Seward, 2012
18-Seward, 2013
18-Bellevue West, 2016
17-Lincoln Christian, 2016
17-Minden, 2016-17 (2x)
16-Lincoln Christian, 2015
16-Northwest, 2014
15-Lincoln Southeast, 1999
15-South Sioux City, 2003
15-Lincoln Southeast, 2008
15-Minden, 2011 (twice)
15-Minden, 2014
15-Seward, 2015
15-Falls City Sacred Heart, 2013
15-Bishop Neumann, 2017
15-Ravenna, 2018
14-Minden, 2012
14-Millard West, 2013
14-Holdrege, 2014

14-Homer, 2014
14-Lincoln Christian, 2016
14-Lincoln Christian, 2017 (2x)
14-Fillmore Central, 2017
14-Conestoga, 2018
14-Columbus Scotus, 2019
13-Crete, 2019
13-Gordon, 2003
13-Gordon, 2004
13-Lincoln Southeast, 2008
13-Lincoln Southwest, 2011
13-Concordia, 2011
13-Holdrege, 2012
13-Lincoln Southwest, 2013
13-Southern Valley, 2013
13-Holdrege, 2013
13-Northwest, 2013
13-Millard West, 2013-14
13-Kearney Catholic, 2014
13-Crofton, 2014
13-Minden, 2013-14 (twice)
13-Lincoln Christian, 2016 (three times)
13-Homer, 2016
13-Lincoln Christian, 2017 (twice)
13-West Point-Beemer, 2018
12-Omaha Marian, 1992
12-Lincoln East, 1997
12-Grand Island Central Catholic, 1997
12-Arlington, 1998
12-Lincoln Southeast, 1998
12-Sterling, 1999
12-Grand Island Central Catholic, 1999
12-Scottsbluff, 2001
12-Randolph, 2003
12-Falls City Sacred Heart, 2005
12-Alliance, 2006
12-Lincoln Southeast, 2008
12-Minden, 2010
12-Dodge, 2011
12-Lincoln Northeast, 2011
12-Hitchcock County, 2012
12-Minden, 2013
12-Friend, 2013-14
12-Stanton, 2013-14
12-Kearney Catholic, 2013-14
12-Minden, 2013-14 (4 times)
12-Crofton, 2013
12-Columbus, 2013
12-Lincoln Christian, 2014
12-Bellevue West, 2014
12-Sterling, 2015
12-Lincoln Christian, 2016 (2x)
12-Bishop Neumann, 2015-16 (2x)
12-Kearney Catholic, 2017
12-BRLD, 2017
12-Elm Creek, 2016-17 (2x)
12-Beatrice, 2019
12-BRLD, 2020

THREE-POINT GOALS, ONE GAME, BOTH TEAMS

23-Bellevue West 18, Omaha Burke 5, 2016
23-Hershey 11, Kimball 12, 2020
22-Lincoln Northeast 12,
Lincoln Southeast 10, 2011
22-Fairbury 12, Platteview 10, 2013
21-Columbus 11, Northwest 10, 2015
21-Bellevue West 11, Millard West 10, 2014
21-Columbus 11, Northwest 10, 2016
21-Guardian Angels Central Catholic 11,
Howells-Dodge 10, 2016
21-Lincoln Christian 14,
Bishop Neumann 7, 2017
21-Bishop Neumann 15,
Lincoln Lutheran 6, 2017
20-Holdrege 13, Southern Valley 7, 2013
20-Lincoln Christian 12, Fairbury 8, 2014
20-Homer 13, BRLD 7, 2016
20-Stanton 10, BRLD 10, 2017
20-Columbus 11, Bennington 9, 2017
19-Creighton 11, Hartington 8, 2003
19-Randolph 12, Laurel-Concord 7, 2003
19-Minden 10, Boone Central 9, 2011
19-Kearney Catholic 13, Platteview 6, 2013

19-Dundy Country-Stratton 12,
Arapahoe 7, 2013
19-Lincoln Christian 16, Malcolm 3, 2015
19-Lincoln Christian 17,
Grand Island Central Catholic 2, 2016
19-BRLD 12, Logan View 7, 2017
19-Conestoga 14, Elmwood Murdock 5,
2018
19-Columbus Scotus 14, Twin River 5, 2019
19-Centennial 10, Milford 9, 2020
18-Raymond Central 11, Conestoga 7, 2003
18-Minden 15, Wood River 3, 2011
18-Millard West 14, Omaha Central 4, 2013
18-Millard West 13, Millard South 5, 2013-14
18-Lincoln Christian 13,
Aquinas Catholic 5, 2016
18-Bishop Neumann 12, Omaha Gross 6,
2016
18-Bishop Neumann 12,
Lincoln Christian 6, 2017
18-Elm Creek 11, Overton 7, 2017
18-Gering 11, Alliance 7, 2018
18-Beatrice 12, Omaha Skutt Catholic 6,
2019
17-Laurel-Concord 9, Neligh-Oakdale 8,
2003
17-Wilber-Clatonia 10, Auburn 7, 2005
17-Minden 15, Northwest 2, 2011
17-Northwest 16, Aurora 1, 2014
17-Minden 15, Lincoln Lutheran 2, 2014
17-Homer 14, Pender 3, 2014
17-BRLD 11, Omaha Nation 6, 2016
17-Amherst 9, Elm Creek 8, 2018
17-BRLD 12, Twin River 5, 2020
16-EPPJ 11, Humphrey-LHF 5, 2020
16-Cross County 10, Friend 6, 2006
16-Minden 14, Aurora 2, 2010
16-Minden 12, Bennington 4, 2010
16-Holdrege 13, Aurora 2, 2012
16-Boyd County 9,
Elgin Public/Pope John 7, 2012
16-Minden 13, Southern Valley 3, 2013-14
16-Minden 12, Adams Central 4, 2013-14
16-Minden 12, Platteview 4, 2013-14
16-Bishop Neumann 12, Aquinas 4, 2016
16-Elm Creek 12, Overton 4, 2017
16-Columbus 8, Norris 8, 2018
16-Columbus 9, Platteview 7, 2018
16-Beatrice 9, Omaha Gross Catholic 7,
2020
15-Gordon 13, Kimball 2, 2003
15-Concordia 13, Arlington 2, 2011
15-Lincoln Southwest 13, Norfolk 2, 2013
15-Minden 13, Pierce 2, 2014
15-Sterling 8, Friend 7, 2015
15-Lincoln Christian 12,
Lincoln Lutheran 3, 2016
15-Bishop Neumann 10,
Archbishop Bergan 5, 2016
15-Bishop Neumann 8,
Kearney Catholic 7, 2016
15-Kearney Catholic 12, Wood River 3,
2017
15-Elm Creek 12, Loomis 3, 2017
15-Elm Creek 11, Amherst 4, 2017
15-Auburn 9, Beatrice 6, 2018
15-Beatrice 10, Columbus 5, 2019

CONSECUTIVE WINS

111-Guardian Angels Central Catholic,
2001-06
104-Seward, 2008-12
95-Sandy Creek, 1997-2000
87-Chambers, 1993-97
81-Cambridge, 1992-96
66-Hastings St. Cecilia, 1977-79
61-Gibbon, 1987-90
58-Omaha Central, 1981-84
57-Exeter-Milligan, 2004-05
57-Crofton, 2013-16
55-Kearney Catholic, 1984-86
51-South Sioux City, 1994-97
51-Humphrey St. Francis, 2005-07
49-Adams, 1984-86

48-Lincoln East, 1974-77
48-Lincoln Northeast 2004-06
47-Ashland-Greenwood, 1982-84
47-Alliance, 2006-08
46-Shickley, 1980-83
45-Omaha Benson, 2014-15
44-Battle Creek, 1985-87
44-PotterDix, 1988-90
44-Kearney Catholic, 2016-17
43-Gretna, 2005-07
42-South Sioux City, 2002-2004
41-Greeley, 1989-91
40-SummerEddyvilleMiller, 1979-81
38-Lincoln Southeast, 1992-94
37-Sutton, 1990-92
37-Crofton, 2005-2006
37-Crofton, 2012-2013

LONGEST LOSING STREAKS

91-Omaha Bryan (Jan. 2013 – Jan. 2017)
89-Keya Paha (Dec. 2000 – Jan. 2006)
74-Minature (Dec. 2012 – Jan. 2017)
64-St. Paul, 1988
62-Coleridge, 1987
56-Ewing (Feb. 1997 – Feb. 2000)
56-Shelton (Feb. 2014 – Jan. 2017)
54-Amherst 1985-90
48-Clarks, 1980
48-Albion, 1991
45-Ainsworth (Dec. 2006 – Feb. 2009)
44-Petersburg, 1986
42-Dorchester, 1989
41-Parkview Christian, 2016
40-Thayer Central (2005 – Dec. 2007)

MOST OVERTIME PERIODS, ONE GAME

5-Nemaha Valley vs. Pawnee City, 1980
5-Sutton vs. Hebron, 1986
5-Ralston vs. Council Bluffs Abraham
Lincoln, IA, 2004
5-Columbus Scotus vs. Madison, 2004
4-Butte vs. Keya Paha, 1993
4-Lewiston vs. Adams, 1984
4-Scottsbluff vs. North Platte, 1984
4-Omaha Roncalli vs. Omaha Marian, 1980
4-Bridgeport vs. Bayard, 1990
4-Oxford vs. Republican Valley, 1992
4-Newman Grove vs. Elgin, 1992
4-Chadron vs. Gering, 2001
4-Verdigre vs. Wynot, 2002
4-Millard West vs. Papillion-La Vista, 2004
4-Lincoln Christian vs. Sandy Creek, 2012
4-Pleasanton vs. South Loup, 2017

CONSECUTIVE GAMES IN OVERTIME, TEAM

3-Winside, 1993-94
3-Hayes Center, 2000-01
3-Boone Central, 2003-04
3-Giltner, 2009-2010
3-Kenesaw, 2009-2010

MOST OVERTIME GAMES BY TEAM, SEASON

6-Leigh, 1994-95
5-Cozad, 2002-03
5-Maywood, 2009-10
4-Winside, 1993-94
4-Lincoln Pius X, 1996-97
4-Omaha Marian, 1997-98
4-Columbus Scotus, 1999-2000
4-Arapahoe, 2007-08
4-Holdrege, 2002-03
4-Adams Central, 2009-10
4-Giltner, 2009-10
4-Kenesaw, 2009-10
4-Pleasanton, 2017-18

NSAA Girls Basketball Tournament Records

TEAM RECORDS

MOST POINTS SCORED, ONE GAME

State Record-94, Guardian Angels Central Catholic, 2003
Class A-89, Omaha Marian, 1997
Class B-91, South Sioux City, 1996
Class C1-88, North Bend Central, 1999
Class C2-94, Guardian Angels Central Catholic, 2003
Class D1-88, Humphrey St. Francis, 2005 & 2007
Class D2-80, Wynot, 2013

MOST POINTS SCORED, BOTH TEAMS

State Record-160, Wauneta-Palisade 87, Callaway 73, 1994
Class A-140, Omaha Westside 74, Lincoln East 66, 2007
Class B-139, South Sioux City 88, Gering 51, 1995
Class C1-146, Kearney Catholic 77, Platteview 69, 2014
Class C2-160, Wauneta-Palisade 87, Callaway 73, 1994
Class D1-148, St. Mary's 75, Friend 73, 2015
Class D2-140, Chambers 78, Falls City Sacred Heart 62, 1996

MOST POINTS SCORED, LOSING TEAM

State Record-73, Callaway, 1994; Friend, 2015
Class A-66, Lincoln East, 2007
Class B-67, Ord, 1987
Class C1-67, Wisner-Pilger, 1992
Class C2-73, Callaway, 1994
Class D1-73, Friend, 2015
Class D2-68, Falls City Sacred Heart, 1997

MOST POINTS SCORED, TOURNAMENT

State Record-235, South Sioux City, 2000
Class A-205, Omaha Marian, 2001
Class B-235, South Sioux City, 2000
Class C1-211, Minden, 2014
Class C2-221, Cambridge, 1993
Class D1-230, Humphrey St. Francis, 2007
Class D2-220, Chambers, 1996

INDIVIDUAL RECORDS

MOST POINTS SCORED, ONE GAME

State Record-52, Darcy Stracke, Chambers, 1996
Class A-34, Donna Curry, Omaha Benson, 1988;
Jaycee Bradley, Norfolk, 2015
Class B-47, Jordan Hooper, Alliance, 2010
Class C1-40, Kenzie Kulm, Platteview, 2014
Class C2-45, Cindy Hays, Osceola, 1987
Class D1-40, Trudi Veerhusen, Adams, 1987
Class D2-52, Darcy Stracke, Chambers, 1996

MOST FIELD GOALS, ONE GAME

State Record-21, Darcy Stracke, Chambers, 1996
Class A-14, Maurtice Ivy, Omaha Central, 1983 & 1984;
Laura Chapman, Omaha Marian, 1987;
KK Houser, Lincoln Southeast, 2009;
Alexis Markowski, Lincoln Pius X, 2020
Class B-15, Shelly Block, Gothenburg, 1983;
Laura Anderson, Raymond Central, 1984
Class C1-14, Micki Andrew, Pierce, 1986;
Jamie Kubik, Cambridge, 1994;
Josi Gronemeyer, Tri County, 2001
Class C2-19, Cindy Hays, Osceola, 1987
Class D1-17, Marla Struempler, Callaway, 1993
Class D2-21, Darcy Stracke, Chambers, 1996

MOST FREE THROWS, ONE GAME

State Record-20, Jaycee Bradley, Norfolk, 2015
Class A-20, Jaycee Bradley, Norfolk, 2015
Class B-15, Laura Anderson, Raymond Central, 1984;
McKenzie Brown, Northwest, 2014;
Class C1-14, Jeanne Osmera, Bishop Neumann, 1984;
KC Cowgill, Grand Island Central Catholic, 2000
Class C2-16, Sarah Muller, Scribner, 1987
Class D1-15, Trudi Veerhusen, Adams, 1985
Class D2-15, Tanya Dugan, Elba, 1996

MOST POINTS SCORED, TOURNAMENT

State Record-125, Darcy Stracke, Chambers, 1996
Class A-80, Maurtice Ivy, Omaha Central, 1984;
Alexis Markowski, Lincoln Pius X, 2020
Class B-100, Jordan Hooper, Alliance, 2010
Class C1-82, Jami Kubik, Cambridge, 1994
Class C2-96, Taryn Ninemire, Sandy Creek, 2001
Class D1-94, Trudi Veerhusen, Adams, 1987
Class D2-125, Darcy Stracke, Chambers, 1996

MOST THREE-POINT GOALS, TOURNAMENT

State Record-17, Kameron Kissinger, Hastings St. Cecilia, 2018
Class A-15, Pieper Conard, Lincoln Southeast, 1998
Class B-12, Terri Johnson, Lincoln Pius X, 1988
Class C1-15, Brooke Kissinger, Minden, 2014
Class C2-17, Kameron Kissinger, Hastings St. Cecilia, 2018
Class D1-12, Megan Stansberry, Bancroft-Rosalie, 2008
Class D2-11, Rebecca Higgins, Sandhills/Thedford, 2016
Kate Jansky, Exeter-Milligan, 2018

MOST THREE-POINT GOALS, ONE GAME

State Record-7, Monica Osborn, Axtell, 1994;
Pieper Conard, Lincoln Southeast, 1998;
Susan Pritchard, Laurel-Concord, 2003;
Brooke Kissinger, Minden, 2012 & 2014
Taylor Kissinger, Minden, 2014;
Rebecca Higgins, Sandhills/Thedford, 2016
Class A-7, Pieper Conard, Lincoln Southeast, 1998
Class B-6, Terri Johnson, Lincoln Pius X, 1988;
April Sailors, South Sioux City, 1995;
Jessie Runty, Elkhorn, 2000; Erika Stolz, Holdrege, 2012;
Hannah Barnard, Beatrice, 2013
Class C1-7, Brooke Kissinger, Minden, 2012 & 2014;
Taylor Kissinger, Minden, 2014
Class C2-7, Susan Pritchard, Laurel-Concord, 2003
Class D1-7, Monica Osborn, Axtell, 1994
Class D2-7, Rebecca Higgins, Sandhills/Thedford, 2016

NSAA Girls Basketball Tournament Records

STATE TOURNAMENT CAREER SCORING LEADERS - INDIVIDUALS

Points-Player, School, Years

366-Darcy Stracke, Stuart & Chambers, 1993-96	149-Allison Arens, Crofton, 2012-15
271-Jordan Hooper, Alliance, 2007-10	148-Mikaela Shaw, Sandy Creek, 2010-13
261-Trudi Veerhusen, Adams, 1984-87	146-Jina Johansen, Centura, 1999-2001
236-Megan Neuvirth, Guardian Angels Central Catholic, 2002-05	146-Heather Hinz, Newcastle, 2003-06
217-Sara Wilson, Perkins County, 2006-09	146-Amber Hegge, Crofton, 2005-07
214-Taryn Ninemire, Sandy Creek, 1998-2001	144-Jennifer Warner, Greeley/St. Paul, 1990-93
211-Kaylee Jensen, Lindsay Holy Family & Humphrey/Lindsay Holy Family, 2011-14	143-Chris Leigh, Platteview, 1978-79
208-Monica Osborn, Axtell, 1993-95	140-Christy Neneman, Omaha North, 1998-2000
206-Nicole Kubik, Cambridge, 1993-96	140-Laura Spanheimer, Omaha Marian, 1998-2001
204-Jami Kubik, Cambridge, 1991-94	138-Aspen Jansa, Bishop Neumann, 2015-18
202-Alexis Akin-Otiko, Bellevue West, 2009-11	136-Laurel Stoehr, Sutton, 1989-91
201-Katie Robinette, South Sioux City, 1998-2001	136-Nicole Oliver, South Sioux City, 1997-2000
201-Samantha Brester, Howells-Dodge, 2014-2017	135-Paige Ballinger, Pender, 2011-2014
186-Chloe Dworak, Lincoln Christian, 2015-18	134-Jessica Shepard, Lincoln Southeast & Fremont, 2012-2015
179-Tonya Porter, Emerson-Hubbard, 1994-96	134-Clare Hamburger, Hastings St. Cecilia, 2012-15
177-Jenni Flynn, South Sioux City, 2000-03	134-Olivia Hollenbeck, Lincoln Christian, 2017-20
175-Maurtice Ivy, Omaha Central, 1982-84	133-Trish Martin, South Sioux City, 1995-96
169-Abby Schueth, Ewing, 2006-09	133-Hannah Tvrdy, Seward, 2010-13
167-Jade Meads, Elm Creek, 2002-05	132-Kelli Benson, Grand Island, 1978-80
166-Maggie Schulte, Wynot, 2011-14	132-Olivia Hollenbeck, Lincoln Christian, 2017-2020
164-Elizabeth Herbek, Sandy Creek, 1995-98	132-Dominique Kelley, Lincoln Northeast, 2005-07
163-Marissa Kastanek, Crete & Lincoln Southeast, 2006-09	131-Cindy Hays, Osceola, 1985-87
163-Abby Ortmeier, Guardian Angels Central Catholic, 2010-13	131-Meg Wilson, Litchfield, 1994-97
163-Brooke Kissinger, Minden, 2011-14	131-Dani Busboom, Freeman, 2000-03
161-Tara Streit, Cambridge, 1993-95	131-Kourteney Zadina, Seward, 2010-13
161-Shelby Beaudette, Bancroft-Rosalie, 2006-09	130-Marney Monson, Wallace, 1990-93
160-McKenzie Brown, Northwest 2012-14	130-Jackie Knievel, Guardian Angels Central Catholic, 2002-05
160-Rachelle Tucker, Pierce, 2012-15	130-Hayley Thramer, Ewing, 2007-09
159-Suzanne Brungardt, Battle Creek, 1984-87	128-Sarah Muller, Scribner & Archbishop Bergan, 1986-88
157-Nicole Brungardt, Norfolk Catholic, 2005-08	128-Marla Struempfer, Callaway, 1991-94
156-KK Houser, Lincoln Southeast, 2006-09	127-Kaitlin Petri, Kearney Catholic, 2005-07
154-Maggie Goltz, Falls City Sacred Heart, 2013-16	127-Sylvia Smith-Gatson, Omaha Central, 2011-13
153-Kendra Bender, Humphrey St. Francis, 2004-07	126-Shelli Riedmiller, Elgin, 1986-88
151-Jaden Ferguson, Lincoln Southwest, 2017-19	126-Paige Frauendorfer, Humphrey, 2008-09
	125-Teresa Noffke, Ewing, 1983-85
	125-Ashlee Harms, Sandy Creek, 2010-12

NSAA Girls Basketball Past Champions

CLASS A

2020-Lincoln Pius X (26-1) 45, Lincoln East (24-4) 37
2019-Millard North (23-4) 62, Lincoln Southwest (22-5) 52
2018-Omaha Westside (25-2) 55, Millard South (25-3) 44
2017-Lincoln Southwest (23-5) 56, Millard South (26-4) 51
2016-Lincoln East (23-5) 48, Millard West (23-6) 46
2015-Omaha Westside (24-4) 53, Norfolk (15-13) 40
2014-Omaha Benson (26-2) 47, Bellevue West (26-3) 43
2013-Lincoln Southeast (24-3) 65, Bellevue West (27-2) 57
2012-Omaha Central (29-1) 36, Lincoln Southeast (25-2) 35
2011-Bellevue East (28-1) 52, Bellevue West (25-3) 49
2010-Bellevue West (24-4) 51, Millard West (24-2) 38
2009-Bellevue West (23-2) 71, Lincoln Southeast (26-1) 60
2008-Lincoln Southeast (26-1) 60, Millard West (24-2) 44
2007-Bellevue West (26-3) 54, Omaha Westside (25-4) 51
2006-Bellevue East (28-2) 55, Lincoln Northeast (24-1) 45
2005-Lincoln Northeast (24-0) 52, Bellevue East (22-3) 45
2004-Lincoln East (24-1) 64, Bellevue East (23-3) 50
2003-Lincoln Southeast (21-4) 50, Lincoln East (18-5) 45
2002-Bellevue East (24-4) 43, Lincoln Southeast (22-3) 42
2001-Omaha Marian (20-5) 60, Lincoln Southeast (21-4) 49 (OT)
2000-Omaha Marian (25-1) 55, Omaha North (19-4) 52
1999-Omaha Westside (23-2) 57, Omaha North (21-3) 45
1998-Omaha North (21-2) 57, Lincoln Southeast (19-4) 48
1997-Lincoln Southeast (23-2) 51, Omaha Marian (22-2) 38
1996-Millard South (22-3) 44, Omaha Marian (22-2) 34
1995-Lincoln Southeast (25-0) 63, Omaha Bryan (20-5) 44
1994-Lincoln Southeast (22-2) 46, Omaha Marian (21-5) 32
1993-Lincoln Southeast (24-0) 34, Millard South (19-4) 22
1992-Millard South (20-5) 55, Lincoln High (19-5) 41
1991-Omaha Gross Catholic (23-2) 36, Omaha Marian (19-5) 34
1990-Lincoln Southeast (21-2) 66, Omaha Marian (20-5) 44
1989-Millard South (24-1) 57, Kearney (21-2) 29
1988-Lincoln Southeast (19-3) 52, Millard South (21-4) 39
1987-Lincoln East (23-0) 56, Omaha Marian (21-4) 47
1986-Lincoln Southeast (21-2) 55, Omaha Marian (24-1) 47
1985-Omaha Marian (24-1) 49, Lincoln High (20-3) 27
1984-Omaha Central (25-0) 58, Omaha Marian (22-3) 57
1983-Omaha Central (25-0) 39, Lincoln Southeast (15-5) 38
1982-Kearney (21-0) 43, Lincoln Northeast (18-2) 42
1981-Omaha Bryan (26-0) 57, Lincoln High (18-2) 44
1980-Lincoln High (20-3) 50, Grand Island (16-5) 46
1979-Grand Island (21-0) 54, Bellevue East (18-6) 49
1978-Omaha Burke (20-6) 45, Grand Island (19-2) 34
1977-Lincoln East (20-0) 51, Omaha Burke (20-3) 47

CLASS B

2019-Northwest (21-5) 49, Crete (21-6) 43
2020-Crete (27-1) 53, Beatrice (22-4) 26
2018-Elkhorn (26-3) 67, South Sioux City (23-5) 60
2017-South Sioux City (26-2) 48, Norris (19-7) 44
2016-Elkhorn South (23-5) 43, Waverly (18-7) 33
2015-Lincoln Pius X (22-2) 41, Norris (18-7) 33
2014-Northwest (25-2) 66, Lincoln Pius X (21-2) 58
2013-Northwest (25-3) 62, Norris (19-7) 51 (2OT)
2012-Seward (26-0) 46, Beatrice (18-5) 35
2011-Seward (25-0) 70, Elkhorn (22-2) 54
2010-Seward (25-0) 68, Gretna (22-4) 45
2009-Seward (25-0) 39, Lincoln Pius X (20-3) 35
2008-South Sioux City (24-1) 53, Alliance (25-1) 48
2007-Alliance (23-1) 55, Crete (25-1) 40
2006-Gretna (23-2) 52, Beatrice (17-7) 46
2005-South Sioux City (22-5) 57, Beatrice (16-7) 45
2004-South Sioux City (25-5) 42, Omaha Skutt Catholic (18-5) 37
2003-South Sioux City (27-0) 52, Gering (25-1) 45
2002-South Sioux City (24-3) 63, Lincoln Pius X (21-2) 48
2001-South Sioux City (27-1) 87, Waverly (22-3) 50
2000-South Sioux City (26-1) 65, Alliance (23-2) 36
1999-Ogallala (23-0) 69, South Sioux City (25-3) 58
1998-South Sioux City (24-0) 70, Ogallala (19-4) 56

1997-South Sioux City (24-1) 61, Seward (20-5) 51
1996-South Sioux City (23-0) 67, Lincoln Pius X (14-8) 66
1995-South Sioux City (23-2) 65,
Omaha Roncalli Catholic (22-3) 62
1994-Schuyler (25-1) 42, Omaha Roncalli Catholic (25-3) 35
1993-St. Paul (26-0) 39, Schuyler (24-1) 32
1992-Lincoln Pius X (25-0) 63, St. Paul (24-2) 42
1991-Lincoln Pius X (23-1) 46, Lexington (20-4) 36
1990-Blair (20-4) 58, Lincoln Pius X (23-1) 49
1989-Blair (24-1) 44, Lincoln Pius X (22-2) 39
1988-Ord (23-2) 58, Lincoln Pius X (22-3) 48
1987-Lexington (21-1) 39, Hartington Cedar Catholic (23-3) 38
1986-Hartington Cedar Catholic (23-0) 45, Wood River (22-1) 38
1985-Elkhorn (24-0) 58, Gothenburg (17-4) 53
1984-Raymond Central (23-3) 49, Sidney (21-1) 42
1983-Ashland-Greenwood (25-0) 59, Gothenburg (17-2) 49
1982-Northwest (22-4) 32, Sidney (19-2) 31
1981-Crete (23-3) 53, Omaha Mercy (23-2) 36
1980-Ashland (26-0) 56, Kimball (17-2) 52
1979-York (22-1) 61, Platteview (23-1) 55
1978-Lexington (22-1) 57, Platteview (22-1) 42
1977-York (20-2) 39, Lexington (19-1) 38

CLASS C1

2020-North Bend Central (27-2) 48, Lincoln Christian (23-4) 32
2019-Bishop Neumann (23-3) 45, Lincoln Christian (19-9) 29
2018-Columbus Scotus (22-5) 40, Bishop Neumann (21-5) 37 (OT)
2017-Lincoln Christian (28-2) 45, Kearney Catholic (29-1) 41
2016-Kearney Catholic (28-1) 39, Lincoln Christian (25-2) 37
2015-Pierce (22-6) 38, Kearney Catholic (26-3) 35
2014-Pierce (23-4) 69, Minden (27-1) 60
2013-Pierce (23-4) 51, Kearney Catholic (26-3) 34
2012-Sandy Creek (22-3) 51, Minden (22-3) 45
2011-Hastings St. Cecilia (22-4) 65, Wahoo (27-2) 61
2010-Bishop Neumann (23-2) 58, Wahoo (21-5) 55 (OT)
2009-Bishop Neumann (25-1) 49, Bennington (20-4) 38
2008-Norfolk Catholic (24-1) 52, Bishop Neumann (22-3) 50
2007-Crofton (25-3) 47, Norfolk Catholic (24-2) 46
2006-Crofton (24-0) 48, Ashland-Greenwood (24-2) 39
2005-Crofton (21-3) 54, Fort Calhoun (23-2) 42
2004-Columbus Scotus (25-0) 40, Norfolk Catholic (18-8) 34
2003-Broken Bow (20-5) 39, Norfolk Catholic (16-9) 36
2002-Lincoln Christian (19-5) 35, Columbus Scotus (21-5) 34
2001-North Bend Central (23-2) 55, Centura (24-2) 45
2000-Arlington (23-3) 36, Chadron (19-5) 34
1999-North Bend Central (25-0) 57, Kimball (24-1) 32
1998-Columbus Scotus (25-1) 46, North Bend Central (25-1) 29
1997-Columbus Scotus (22-4) 38, Gothenburg (23-1) 30
1996-Columbus Scotus (25-0) 44, Battle Creek (25-1) 33
1995-Adams Central (21-3) 36, Columbus Scotus (19-6) 30
1994-Cambridge (24-0) 64, Crofton (24-1) 60 (OT)
1993-Wisner-Pilger (22-2) 51, Sandy Creek (23-3) 49
1992-Sandy Creek (22-4) 58, Battle Creek (23-1) 45
1991-Sutton (26-0) 40, Crofton (21-2) 38
1990-Battle Creek (24-0) 53, Sutton (24-2) 50
1989-Gibbon (24-0) 52, Stanton (17-5) 49
1988-Gibbon (25-0) 47, Archbishop Bergan (25-1) 46
1987-Battle Creek (24-0) 60, Hebron (19-3) 46
1986-Battle Creek (23-1) 50, Sutton (23-3) 41
1985-Battle Creek (23-1) 47, Bishop Neumann (24-1) 44
1984-Battle Creek (24-0) 50, Bishop Neumann (18-6) 35

CLASS C2

2020-Hastings St. Cecilia (26-3) 41, Ponca (23-5) 37
2019-Hastings St. Cecilia (26-1) 63, Crofton (23-4) 45
2018-Superior (28-1) 42, Ravenna (22-6) 39
2017-Howells-Dodge (25-3) 39, Diller-Odell (22-5) 30
2016-Crofton (25-3) 46, Guardian Angels Central Catholic (27-2) 43
2015-Crofton (29-0) 48, Hastings St. Cecilia (22-4) 39
2014-Crofton (27-1) 62, Hastings St. Cecilia (23-3) 40

NSAA Girls Basketball Past Champions

2013-Crofton (27-0) 43, Hastings St. Cecilia (23-5) 31
2012-Crofton (23-4) 41, Lutheran High Northeast (27-2) 28
2011-Homer (26-2) 49, Crofton (25-2) 45
2010-Sandy Creek (23-3) 49, Hartington Cedar Catholic (21-5) 44
2009-Ravenna (27-0) 45, Aquinas Catholic (22-3) 40
2008-Perkins County (24-0) 62, Sutton (23-2) 49
2007-Kearney Catholic (26-0) 60, Perkins County (22-1) 56 (OT)
2006-Ravenna (26-2) 55, Guardian Angels Central Catholic (24-3) 44
2005-Guardian Angels Central Catholic (25-0) 72, Exeter-Milligan (29-1) 44
2004-Guardian Angels Central Catholic (25-0) 79, Ravenna (23-2) 58
2003-Guardian Angels Central Catholic (26-0) 62, Sutton (23-2) 43
2002-Guardian Angels Central Catholic (26-0) 53, Kearney Catholic (19-7) 27
2001-Sandy Creek (24-2) 55, Hartington Cedar Catholic (21-4) 49
2000-Sandy Creek (27-0) 50, Centura (25-1) 38
1999-Sandy Creek (27-0) 69, Palmyra (26-2) 56
1998-Sandy Creek (27-0) 49, Sutherland (24-1) 38
1997-Sandy Creek (21-3) 59, Randolph (18-7) 41
1996-Sandy Creek (24-0) 56, Emerson-Hubbard (25-1) 51
1995-Cambridge (25-0) 64, Sandy Creek (24-2) 57
1994-Deshler (23-0) 54, Johnson-Brock (23-1) 47
1993-Cambridge (24-0) 65, Ponca (19-6) 51
1992-Genoa (21-3) 46, Pleasanton (23-2) 36
1991-Sandy Creek (23-2) 56, Overton (20-2) 44
1990-Oxford (20-1) 57, Chappell (20-3) 47
1989-Emerson-Hubbard (24-0) 47, Lincoln Christian (18-6) 38
1988-Oxford (22-0) 53, East Butler (24-1) 45
1987-Osceola (20-1) 44, Scribner (22-3) 40
1986-Johnson-Brock (25-1) 34, Wausa (23-3) 27
1985-Kearney Catholic (22-0) 47, Grant (21-1) 43
1984-Kearney Catholic (22-0) 58, Scribner (17-6) 55

CLASS D1

2020-Pleasanton (28-0) 47, Archbishop Bergan (16-10) 38
2019-Archbishop Bergan (19-8) 36, Dundy County-Stratton (24-3) 27
2018-North Central (25-3) 54, Bruning-Davenport-Shickley (26-3) 35
2017-Guardian Angels Central Catholic (24-2) 53,
Dundy County-Stratton (27-1) 50
2016-Emerson-Hubbard (28-1) 41, Howells-Dodge (21-7) 38
2015-St. Mary's (25-2) 52, Dundy County-Stratton (28-1) 33
2014-Friend (28-1) 44, Humphrey St. Francis (25-3) 43
2013-Pender (25-3) 42, St. Mary's (24-3) 36
2012-Guardian Angels Central Catholic (21-7) 49, Humphrey (23-5) 43
2011-Howells (22-4) 46, Pender (21-7) 36
2010-Elkhorn Valley (18-7) 57, East Butler (22-4) 52
2009-Bancroft-Rosalie (27-1) 56, Silver Lake (22-4) 43
2008-Bancroft-Rosalie (27-0) 68, Pope John (25-3) 35
2007-Humphrey St. Francis (26-0) 77, Freeman (25-3) 27
2006-Humphrey St. Francis (25-1) 56, Cross County (23-2) 50
2005-Humphrey St. Francis (23-2) 62, Freeman (19-8) 48
2004-Exeter-Milligan (28-0) 57, Elm Creek (24-2) 46
2003-Freeman (28-0) 51, Falls City Sacred Heart (22-4) 40
2002-Freeman (25-2) 40, Falls City Sacred Heart (25-2) 35
2001-Bancroft-Rosalie (26-1) 43, Humphrey St. Francis (23-2) 30 (OT)
2000-Falls City Sacred Heart (26-2) 42, Red Cloud (20-5) 38
1999-Falls City Sacred Heart (24-3) 66, Harvard (22-3) 61 (OT)
1998-Falls City Sacred Heart (24-0) 58, Callaway (24-1) 47
1997-Wauneta-Palisade (24-1) 68, Lindsay Holy Family (20-6) 37
1996-Leigh (20-5) 58, Litchfield (21-1) 43
1995-Axtell (23-0) 67, Litchfield (21-1) 55
1994-Chambers (25-0) 63, Humphrey St. Francis (22-3) 48
1993-Lindsay Holy Family (25-2) 49, Wallace (21-2) 46
1992-Axtell (21-2) 64, Adams (22-4) 53
1991-Lindsay Holy Family (25-2) 51, Callaway (21-1) 43
1990-Greeley (23-0) 65, Potter-Dix (23-1) 63 (OT)
1989-Potter-Dix (21-0) 65, Sandhills (22-2) 63
1988-Elgin (20-0) 51, Wausa (24-2) 46
1987-Adams (24-1) 72, Exeter (22-2) 50
1986-Exeter (24-1) 48, Adams (24-1) 43
1985-Adams (25-0) 62, Ewing (22-2) 44
1984-Shickley (22-0) 60, Ewing (23-1) 40

CLASS D2

2020-Wynot (25-4) 59, Humphrey St. Francis (25-3) 51
2019-Wynot (22-6) 39, Falls City Sacred Heart (25-4) 38
2018-Falls City Sacred Heart (27-1) 57, Humphrey St. Francis (26-3) 51
2017-Sacred Heart 48 (28-1), Wynot (21-5) 36
2016-Wynot (24-5) 41, St. Mary's (23-5) 40
2015-Falls City Sacred Heart (28-2) 44, Wynot (22-6) 39
2014-Wynot (24-6) 53, Sterling (20-8) 38
2013-Wynot (25-4) 60, Osmond (19-3) 52
2012-Wynot (26-3) 50, Howells (21-6) 47 (OT)
2011-Wynot (25-2) 45, Hay Springs (22-5) 33
2010-Lindsay Holy Family (22-2) 40, Wynot (25-1) 37
2009-Ewing (24-3) 51, Chambers (24-2) 48 (OT)
2008-Ewing (23-3) 45, Pleasanton (24-2) 44
2007-Ewing (23-4) 56, Falls City Sacred Heart (23-6) 46
2006-Newcastle (26-2) 46, Shickley (20-4) 26
2005-Wynot (23-4) 53, Clearwater (23-3) 49
2004-Chambers (22-4) 48, Banner County (20-5) 46
2003-Paxton (24-0) 63, Banner County (23-3) 46
2002-Chambers (25-1) 47, Prague (22-1) 43
2001-Loup County (22-1) 48, Chambers (26-1) 44
2000-McCool Junction (25-1) 52, Newcastle (23-3) 30
1999-Davenport (22-3) 35, Hayes Center (23-2) 29
1998-Hildreth (22-3) 46, Lindsay Holy Family (20-4) 36
1997-Litchfield (22-0) 35, Hildreth (20-5) 33
1996-Chambers (26-0) 79, Wallace (21-2) 57
1995-Chambers (26-0) 68, Lawrence (23-2) 55
1994-Newcastle (24-3) 54, Thedford (20-3) 41
1993-Stuart (18-5) 58, Silver Creek (10-12) 34
1992-Lynch (22-1) 68, Lawrence (22-2) 60
1991-Lynch (22-1) 45, Shickley (16-9) 42
1990-Hampton (24-1) 54, Lawrence (21-1) 53
1989-Lawrence (22-2) 66, Chambers (24-1) 56
1988-Bruning (19-4) 53, Chambers (21-4) 49
1987-Lawrence (20-2) 45, Arcadia (20-1) 32
1986-Davenport (19-2) 53, Prague (16-3) 37
1985-Hayes Center (22-1) 41, Melbeta (22-1) 36
1984-Rising City (19-4) 35, Litchfield (15-8) 30

CLASS C

1983-Wilber-Clatonia (27-0) 68, Omaha Cathedral (20-4) 46
1982-Elkhorn Valley (23-2) 48, Hastings St. Cecilia (17-7) 46
1981-Randolph (25-0) 42, Hebron (20-1) 39
1980-Omaha Cathedral (27-0) 44, Howells (25-1) 42
1979-Hastings St. Cecilia (23-0) 39, Battle Creek (18-3) 36
1978-Hastings St. Cecilia (22-0) 49, Bloomfield (20-3) 48
1977-Hastings St. Cecilia (21-0) 37, West Point (13-7) 22

CLASS D

1983-Shickley (24-0) 55, Humboldt (23-2) 45
1982-Humboldt (21-7) 44, Clearwater (18-4) 38
1981-Clearwater (22-2) 43, Shickley (23-1) 36
1980-Sumner-Eddyville-Miller (21-0) 43, Roseland (20-2) 37
1979-Adams (24-1) 60, Roseland (19-3) 41
1978-Shickley (22-1) 50, Butte (22-1) 37
1977-Shickley (19-0) 40, Diller (17-4) 29

NSAA Girls Basketball Championship Bests

MOST TIMES QUALIFYING FOR STATE CHAMPIONSHIPS

27, Lincoln Southeast
 26, Omaha Marian
 25, Falls City Sacred Heart
 24, Lincoln Pius X
 23, Guardian Angels Central Catholic
 23, Lincoln Christian
 23, South Sioux City
 22, Millard South
 21, Hastings St. Cecilia
 20, Lincoln East
 19, Crofton
 18, Battle Creek
 18, Bellevue East
 18, Bishop Neumann
 17, Lincoln Northeast
 17, Sutton
 16, Chambers
 16, Kearney
 16, Millard North
 16, Omaha Westside
 16, Papillion-La Vista
 16, Sidney
 15, Gretna
 15, Kearney Catholic
 15, Sandy Creek
 15, Seward
 14, Cambridge
 14, Crete
 14, Elkhorn
 14, Millard West
 14, Newcastle
 13, Bancroft-Rosalie
 13, Humphrey St. Francis
 13, Lexington
 13, Lincoln High
 13, Norfolk
 13, Norris
 13, Northwest
 13, Platteville
 13, Wauneta-Palisade
 13, Wynot
 12, Adams
 12, Alliance
 12, Beatrice
 12, Chadron
 12, Elkhorn Valley
 12, Grant
 12, Hartington Cedar Catholic
 12, North Bend Central
 12, Omaha Central
 12, York
 11, Ashland-Greenwood
 11, Bellevue West
 11, Centura
 11, Columbus Scotus
 11, Friend
 11, Grand Island
 11, Holdrege
 11, Lindsay Holy Family
 11, Minden
 11, Pleasanton
 11, Shickley
 10, Columbus
 10, Leigh
 10, Norfolk Catholic
 10, North Platte
 10, Ponca
 9, Callaway
 9, Emerson-Hubbard
 9, Exeter-Milligan
 9, Grand Island Central Catholic
 9, Lawrence
 9, Lincoln Southwest
 9, Ord
 9, Superior
 9, Sutherland

9, Wahoo
 8, Axtell
 8, Bridgeport
 8, East Butler
 8, Fremont
 8, Gering
 8, Gothenburg
 8, Hayes Center
 8, Litchfield
 8, Lodgepole
 8, Loomis
 8, Omaha Gross Catholic
 8, Omaha Roncalli Catholic
 8, Paxton
 8, Thedford
 8, Tri County
 8, Pierce

CONSECUTIVE APPEARANCES IN STATE CHAMPIONSHIPS

21, Guardian Angels Central Catholic, 1998-2018
 15, Battle Creek, 1984-98
 14, Lincoln Southeast, 2000-13
 13, South Sioux City, 1994-2006
 11, Lincoln Southeast, 1988-98
 11, Omaha Marian, 1977-87
 11, Sandy Creek, 1991-2001
 10, Falls City Sacred Heart, 2012-Present
 10, Gretna, 2001-10
 10, Holdrege, 2005-14
 9, Hastings St. Cecilia, 2013-Present
 8, Falls City Sacred Heart, 1996-2003
 8, Millard South, 1983-90
 8, Millard South, 1992-99
 8, Omaha Marian, 1990-97
 8, Wynot, 2010-17
 7, Crofton, 2011-17
 7, Lawrence, 1989-95
 7, Lincoln Christian, 1987-93
 6, Bancroft-Rosalie, 1999-2004
 6, Bishop Neumann, 2014-19
 6, Cambridge, 1991-96
 6, Centura, 1999-2004
 6, Elkhorn Valley, 2007-12
 6, Falls City Sacred Heart, 2005-10
 6, Kearney, 1979-84
 6, Lincoln Christian, 2015-20
 6, Lincoln East, 2016-Present
 6, Lincoln East, 1985-90
 6, Millard South, 2016-Present
 6, Millard West, 2006-11
 6, Paxton, 2000-05
 6, Seward, 2008-13
 6, South Sioux City, 2013-2018
 6, St. Mary's, 2012-17
 5, Adams, 1991-95
 5, Bellevue East, 2004-08
 5, Chadron, 2012-16
 5, Chambers, 2006-10
 5, Crofton, 2005-09
 5, Elkhorn, 2015-19
 5, Elkhorn South, 2015-19
 5, Friend, 2012-16
 5, Hay Springs, 2008-12
 5, Humphrey St. Francis, 2004-08
 5, Kearney Catholic, 2013-17
 5, Lincoln Christian, 2009-13
 5, Lincoln Pius X, 2017-Present
 5, Lincoln Pius X, 1988-92
 5, Lincoln Southwest, 2017-Present
 5, Millard North, 1983-87
 5, Millard West, 2013-17
 5, Minden, 2011-2015
 5, Newcastle, 2003-07
 5, Norfolk Catholic, 2001-05
 5, Norris, 2011-2015
 5, Omaha Central, 1982-86
 5, Omaha Mercy, 1977-81

5, Omaha Westside, 2006-10
 5, Papillion-La Vista, 2001-05
 5, Sidney, 2017-Present
 5, Sutherland, 1996-2000
 5, Sutton, 2002-05
 5, Wausa, 1985-89
 5, York, 2014-2018

MOST CHAMPIONSHIPS

12, South Sioux City
 10, Sandy Creek
 10, Lincoln Southeast
 8, Crofton
 8, Wynot
 6, Falls City Sacred Heart
 6, Guardian Angels Central Catholic
 6, Hastings St. Cecilia
 5, Battle Creek
 5, Chambers
 5, Columbus Scotus
 4, Kearney Catholic
 4, Lincoln East
 4, Lincoln Pius X
 4, Northwest
 4, Seward
 4, Shickley
 3, Adams
 3, Bancroft-Rosalie
 3, Bellevue East
 3, Bellevue West
 3, Cambridge
 3, Ewing
 3, Humphrey St. Francis
 3, Lindsay Holy Family
 3, Millard South
 3, North Bend Central
 3, Omaha Central
 3, Omaha Marian
 3, Omaha Westside
 3, Pierce

MOST TIMES IN FINALS

16, Lincoln Southeast, 1983-86-88-90-93-94-95-97-98-2001-02-03-08-09-12-13
 14, South Sioux City, 1995-96-97-98-99-2000-01-02-03-04-05-08-17-18
 12, Sandy Creek, 1991-93-94-95-96-97-98-99-2000-01-10-12
 12, Crofton, 1991-94-2005-06-07-11-12-13-14-15-16-19
 11, Lincoln Pius X, 1988-89-90-91-92-96-2002-09-14-15-20
 11, Omaha Marian, 1984-85-86-87-90-91-94-96-97-2000-01
 11, Wynot, 2005-10-11-12-13-14-15-16-17-19-20
 10, Falls City Sacred Heart, 1998-99-2000-02-03-07-15-17-18-19
 10, Hastings St. Cecilia, 1977-78-79-82-2011-13-14-15-19-20
 9, Chambers, 1988-89-94-95-96-2001-02-04-09
 8, Battle Creek, 1979-84-85-86-87-90-92-96
 8, Guardian Angels Central Catholic, 2002-03-04-05-06-12-16-17
 8, Humphrey St. Francis, 1994-2001-05-06-07-14-18-20
 8, Kearney Catholic, 1984-85-2002-07-13-15-16-17
 7, Shickley, 1977-78-81-83-84-91-06-2017-18
 7, Millard South, 1988-89-92-93-96-2017-18
 7, Columbus Scotus, 1995-96-97-98-2002-04-18
 7, Bishop Neumann, 1984-85-2008-09-10-18-19
 6, Bellevue East, 1979-2002-04-05-06-11

6, Bellevue West, 2007-09-10-11-13-14
 6, Lincoln Christian, 1989-2002-16-17-19-20
 6, Lincoln East, 1977-87-2003-04-16-20
 5, Adams, 1979-85-86-87-92
 5, Ewing, 1984-85-2007-08-09
 5, Lawrence, 1987-89-90-92-95
 5, Lindsay Holy Family, 1991-93-97-98-2010
 5, Seward, 1997-2009-10-11-12
 5, Sutton, 1986-90-91-2003-08
 4, Beatrice, 2005-06-12-20
 4, Crete, 1981-2007-2019-20
 4, Lexington, 1977-78-87-91
 4, Lincoln High, 1980-81-85-92
 4, Litchfield, 1984-95-96-97
 4, Norfolk Catholic, 2003-04-07-08
 4, North Bend Central, 1998-99-2001-20
 4, Northwest, 1982-13-14-19
 4, Omaha Westside, 1999-2007-15-18
 4, Ravenna, 2004-06-09-18
 3, Ashland-Greenwood, 1980-83-2006
 3, Bancroft-Rosalie, 2001-08-09
 3, Cambridge, 1993-94-95
 3, Clearwater, 1981-82-2005
 3, Emerson-Hubbard, 1989-96-2016
 3, Freeman, 2002-03-05
 3, Gothenburg, 1983-85-97
 3, Grand Island, 1978-79-80
 3, Hartington Cedar Catholic, 1986-87-2001
 3, Howells, 1980-2011-12
 3, Lincoln Northeast, 1982-2005-06
 3, Millard West, 2008-10-16
 3, Newcastle, 1994-2000-06
 3, Norris, 2013-15-17
 3, Omaha North, 1998-99-2000
 3, Pierce, 2013-14-15
 3, St. Mary's, 2013-15-16
 3, Elkhorn, 1985-2011-18

CONSECUTIVE STATE TITLES

6, Sandy Creek, 1996-2001
 6, South Sioux City, 2000-05
 5, Crofton, 2012-16
 4, Battle Creek, 1984-87
 4, Guardian Angels Central Catholic, 2002-05
 4, Seward, 2009-12
 4, South Sioux City, 1995-98
 4, Wynot, 2011-14
 3, Cambridge, 1993-95
 3, Chambers, 1994-96
 3, Columbus Scotus, 1996-98
 3, Crofton, 2005-07
 3, Ewing, 2007-09
 3, Falls City Sacred Heart, 1998-2000
 3, Hastings St. Cecilia, 1977-79
 3, Humphrey St. Francis, 2005-07
 3, Lincoln Southeast, 1993-95
 3, Pierce, 2013-2015
 2, Bancroft-Rosalie, 2008-09
 2, Bellevue West, 2009-10
 2, Bishop Neumann, 2009-10
 2, Blair, 1989-90
 2, Freeman, 2002-03
 2, Gibbon, 1988-89
 2, Hastings St. Cecilia, 2019-20
 2, Kearney Catholic, 1984-85
 2, Lincoln Pius X, 1991-92
 2, Lynch, 1991-92
 2, Northwest, 2013-14
 2, Omaha Central, 1983-84
 2, Omaha Marian, 2000-01
 2, Sandy Creek, 1991-92
 2, Shickley, 1977-78
 2, Shickley, 1983-84
 2, Wynot, 2019-20