

BOYS BASKETBALL



"NSAA activities...the other half of education."



NSAA STATE CHAMPIONSHIPS

\$5

Dear Friends:

Welcome to another exciting Nebraska School Activities Association championship competition!

Congratulations to the students who have qualified for this year's championship. Your success is a testament to long hours of practice and preparation.

Nebraska's families, schools, and communities are passionate supporters of our students competing in extracurricular activities. Thank you to the parents, grandparents, coaches, and fans who have cheered them on this season.

Extracurricular activities are a valuable component of education. They develop character and teach important skills like teamwork, fair play, and perseverance. These skills will serve students well as they graduate and take on leadership positions in society.

Regardless of the outcome, I hope the competition is enjoyable and provides you with memories that last a lifetime. Best wishes for a safe and successful championship!



Sincerely,
Pete Ricketts
Governor

Congratulations to the student participants, their parents, and the schools they represent on qualifying for the NSAA State Championship activities. We welcome you and applaud your hard work and dedication. The time, the effort, and the commitment you have put into your activity has paid off and you should be very proud of this accomplishment.

The Nebraska School Activities Association is proud of the educational based activities that we provide to our schools for our students. Our mission is to promote the high ideals of citizenship, fair competition, sportsmanship, and teamwork in an effort to complement our member schools' curricular programs.

Perhaps cliché, but definitely true, today's students are tomorrow's leaders. Events like our Championships help to form these leaders by instilling values and leadership qualities while rounding out their educational experiences.

None of this would be possible without the incredible dedication and commitment of the many outstanding teachers, coaches, and administrators throughout Nebraska. These educators, together with strong support from parents and guardians, patrons, and fans like you, provide our children a solid foundation for their future success

Once again, congratulations, and good luck!



Jay Bellar
NSAA Executive Director



"NSAA activities...the other half of education."

BOYS BASKETBALL

NSAA STATE CHAMPIONSHIPS
MARCH 7-12, 2022
LINCOLN

Monday, March 7

	Pinnacle Bank Arena	Devaney Sports Center	Lincoln Northeast	Lincoln North Star
9:00 A.M.	Class B Boys	Class C1 Girls	Class D2 Girls	Class D1 Boys
10:45 A.M.	Class B Boys	Class C1 Girls	Class D2 Girls	Class D1 Boys
1:30 P.M.	Class A Girls	Class C1 Girls	Class C2 Boys	Class D1 Boys
3:15 P.M.	Class A Girls	Class C1 Girls	Class C2 Boys	Class D1 Boys
6:00 P.M.	Class A Girls	Class B Boys	Class C2 Boys	Class D2 Girls
7:45 P.M.	Class A Girls	Class B Boys	Class C2 Boys	Class D2 Girls

Tuesday, March 8

	Pinnacle Bank Arena	Devaney Sports Center	Lincoln Southeast	Lincoln Southwest
9:00 A.M.	Class B Girls	Class C1 Boys	Class D2 Boys	Class D1 Girls
10:45 A.M.	Class B Girls	Class C1 Boys	Class D2 Boys	Class D1 Girls
1:30 P.M.	Class A Boys	Class C1 Boys	Class C2 Girls	Class D1 Girls
3:15 P.M.	Class A Boys	Class C1 Boys	Class C2 Girls	Class D1 Girls
6:00 P.M.	Class A Boys	Class B Girls	Class C2 Girls	Class D2 Boys
7:45 P.M.	Class A Boys	Class B Girls	Class C2 Girls	Class D2 Boys

Wednesday, March 9

	Pinnacle Bank Arena	Devaney Sports Center
9:00 A.M.	Class C1 Girls	Class D1 Boys
10:45 A.M.	Class C1 Girls	Class D1 Boys
1:30 P.M.	Class B Boys	Class C2 Boys
3:15 P.M.	Class B Boys	Class C2 Boys
6:00 P.M.	Class A Girls	Class D2 Girls
7:45 P.M.	Class A Girls	Class D2 Girls

Thursday, March 10

	Pinnacle Bank Arena	Devaney Sports Center	Lincoln High (3rd & 4th Place)
9:00 A.M.	Class C1 Boys	Class D1 Girls	9:00 A.M. Class C2 Boys
10:45 A.M.	Class C1 Boys	Class D1 Girls	11:00 A.M. Class C1 Girls
1:30 P.M.	Class B Girls	Class C2 Girls	1:00 P.M. Class D2 Girls
3:15 P.M.	Class B Girls	Class C2 Girls	3:00 P.M. Class D1 Boys
6:00 P.M.	Class A Boys	Class D2 Boys	
7:45 P.M.	Class A Boys	Class D2 Boys	

Friday, March 11 - Championships

	Pinnacle Bank Arena	Lincoln East (3rd & 4th Place)
9:00 A.M.	Class D1 Boys	9:00 A.M. Class C2 Girls
11:00 A.M.	Class C1 Girls	11:00 A.M. Class C1 Boys
1:00 P.M.	Class B Boys	1:00 P.M. Class D2 Boys
4:00 P.M.	Class C2 Boys	3:00 P.M. Class D1 Girls
6:00 P.M.	Class A Girls	
8:00 P.M.	Class D2 Girls	

Saturday, March 12 - Championships

	Pinnacle Bank Arena
9:00 A.M.	Class D1 Girls
11:00 A.M.	Class C1 Boys
1:00 P.M.	Class B Girls
4:00 P.M.	Class C2 Girls
6:00 P.M.	Class A Boys
8:00 P.M.	Class D2 Boys

NSAA EXECUTIVE DIRECTOR

Jay Bellar

CHAMPIONSHIP DIRECTOR

Jon Dolliver, NSAA Assistant Director

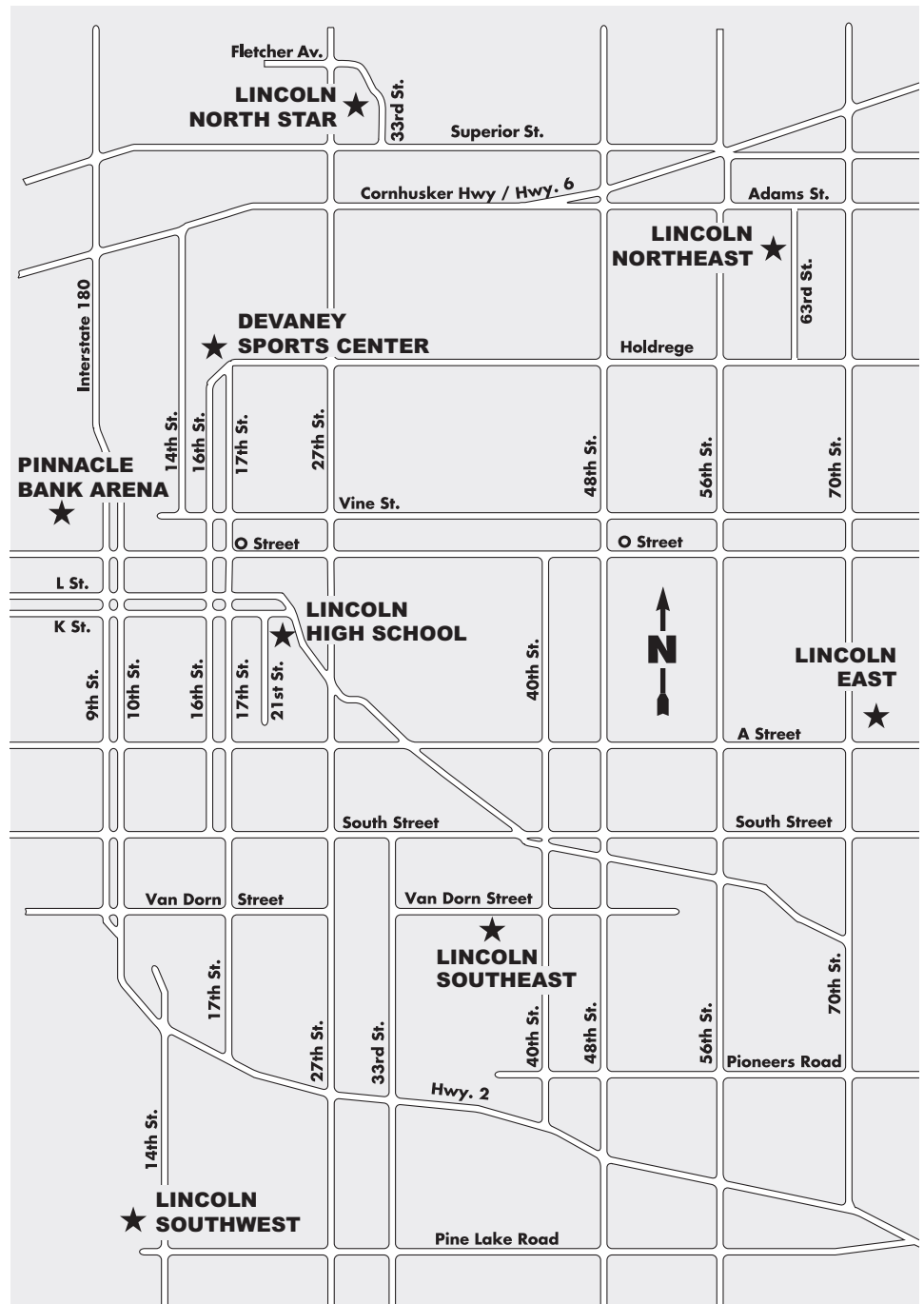
PHYSICIANS

Dr. Tim Dalton
Dr. Kyle Haefele
Dr. Dennis Hodge
Dr. Lynette Kramer
Dr. Nate Krug
Kellie Larson, PA
Dr. John Majerus
Dr. Michelle Manning
Dr. Ross Mathiasen
Dr. Kody Moffatt
Dr. Hank Newburn
Dr. Natalie Ronshaugen
Mike Sebek
Dr. Janet Sellon
Dr. Jason Summa
Dr. Brad Vasa

NSATA ATHLETIC TRAINERS

Jordan Bart
Kurt Behrhorst
Jayson Brueggemann
Melisa Bulin
Brian Butler
Stacey Dahlkoetter
Justin Eggleston
Drew Erks
Micah Hamik
Chance Hohensee
Brooke Hughes
Crystal Kjar
Danielle Kleber
Hannah Landy
Nicole Lee
Denise Marshall
Rob Marshall
Mac McCuiston
Tyler Rediger
Andrew Sheridan
Mike Sloup
Jordan Stithem
Becky Sullivan
Rebecca Townsend
Ryan Townsend
Whittney Vesser
Tyler Vrba

CHAMPIONSHIP SITES



NATIONAL ANTHEM SINGERS

Friday, March 11

Rachel Kearney of Lexington High School
John Greisen of Lincoln Southwest High School
Amy Birkhofer of Kimball High School

Saturday, March 12

Joshua Jurchen of Seward High School
Brian Dieckmann of Aurora High School
Aubrey Falter of Lincoln Southwest High School

HOSPITALITY

All qualifying teams are treated to a pizza party during their stay in Lincoln. Pizza is provided by Valentino's, the Lincoln Convention and Visitor's Bureau, NSAA, Lincoln Pepsi Cola, and Pinnacle Bank Arena.

Cover photos courtesy of Callam Sports Photography.

Relive all of the exciting action from the

2022 NSAA STATE BOYS BASKETBALL

with your own DVD copy !

\$19⁹⁵
PLUS TAX, SHIPPING & HANDLING

call 1-800-868-1868

visit NebraskaPublicMedia.org



WATCH HIGH SCHOOL SPORTS LIVE ON THE NFHS NETWORK

Stream **LIVE** or On Demand from any device.



WWW.NFHSNETWORK.COM

SUBSCRIBE | FOLLOW | WATCH

2022 NSAA Distinguished Service Award Winners

The Outstanding & Distinguished Service Awards, started in 1979, are presented annually to individuals who have gone above and beyond what was expected of them in support of high school activities. The Distinguished Service Award recognizes those individuals that have made contributions to the entire Nebraska School Activities Association and its member schools as a whole. The Outstanding Service Award recognizes those individuals that made contributions to a specific NSAA activity.



Dan Keyser



Greg & Kristy Parr



Jeff Motz




Kathi Wieskamp



Neal Randal



Scott Schoeneman



CALLAM

SPORTS PHOTOGRAPHY

WWW.CALLAMSPORTSPHOTO.COM

[EMAIL: CALLAMSPORTS@GMAIL.COM](mailto:CALLAMSPORTS@GMAIL.COM)

PHONE: 402-499-5630



SCHOOL TEAM AND INDIVIDUAL PHOTOS



EVENT PHOTOGRAPHY



SOMEONE IS COUNTING
ON YOU TO **BUCKLE UP.**

NDOT
Highway Safety Office



**IT HURTS WORSE
THAN IT LOOKS.**

A DUI costs more than you think.

GET A RIDE.

NDOT
Highway Safety Office



All your needs. One solution.

Support all of your school's teams under one roof with a Hudl athletic department package.



Film Room

Our intuitive video tools get your athletes better prepared for opportunities at the next level.

Highlights

Intuitive creation tools let you build and share dynamic highlight reels to show off in seconds.

Data On-Demand

Get interactive data reports on all of your game and scout film, in less than a day.

Community

Sharing your video with your fans and followers is simple, so you can make lasting memories.

Learn more at hudl.com/nsaa



36th Annual

MIKE TRADER'S Mid-America BASKETBALL CAMPS



- Over 150 of the boys and girls who played in the 2021 State Basketball Tournament have attended Mike Trader's Basketball Camp!
- Over 34,000 camp participants have attended during the past 35 years!
- Outstanding coaches!
- Individual skill development emphasized!
- Games!

2022 CAMPS

- OGALLALA PRAIRIE VIEW
- GRAND ISLAND CENTRAL CATHOLIC
- MORRILL HIGH SCHOOL
- NORFOLK YMCA
- CCC - COLUMBUS
- DOANE UNIVERSITY
- HASTINGS MIDDLE SCHOOL
- HASTINGS COLLEGE



INDIVIDUAL SESSIONS:

- MAY 23 - 26 • OGALLALA PRAIRIE VIEW • Boys & Girls-Commuter Only
- MAY 31 - JUNE 3 • GICC • Boys & Girls-Commuter Only
- JUNE 13 - 15 • MORRILL HIGH SCHOOL • Boys & Girls-Commuter Only
- JUNE 20 - 23 • NORFOLK YMCA • Boys & Girls-Commuter Only
- JUNE 27 - 30 • HASTINGS MIDDLE SCHOOL • Boys & Girls-Commuter Only
- (Please check website for possible changes)
- JULY 6 - 9 • DOANE UNIVERSITY • Boys-Overnight & Commuter
- JULY 6 - 9 • DOANE UNIVERSITY • Girls-Overnight & Commuter
- JULY 11 - 14 • HASTINGS COLLEGE • Boys-Overnight & Commuter
- JULY 17 - 20 • CCC-COLUMBUS • Boys-Overnight & Commuter
- JULY 17 - 20 • CCC-COLUMBUS • Girls-Overnight & Commuter
- JULY 25 - 28 • GICC • Boys & Girls-Commuter Only

For more information or applications,
log on to Mike Trader's website at
www.traderscamp.com

Or write to:
Mike Trader, P.O. Box 86, York, NE 68467--0086
Phone: 402-960-8011
E-mail: mtraderscamps@outlook.com



CLASS A

NSAA Boys Basketball Bracket

Pinnacle Bank Arena • March 8 • 1:30 pm

#1 Millard North
Mustangs (23-2) 46.8000

vs.

#8 Elkhorn South
Storm (16-8) 43.9583

Pinnacle Bank Arena • March 8 • 3:15 pm

#4 Gretna
Dragons (18-6) 45.1250

vs.

#5 Omaha Central
Eagles (19-7) 44.8846

Pinnacle Bank Arena • March 8 • 6:00 pm

#2 Bellevue West
Thunderbirds (23-2) 46.7200

vs.

#7 Lincoln Pius X
Thunderbolts (18-7) 44.5200

Pinnacle Bank Arena • March 8 • 7:45 pm

#3 Omaha Westside
Warriors (24-2) 46.5769

vs.

#6 Creighton Preparatory School
Jr. Jays (17-7) 44.5417

Semifinals
Pinnacle Bank Arena • March 10 • 6:00 pm

Winner Game 1

Winner Game 2

Finals
Pinnacle Bank Arena • March 12 • 6:00 pm

Winner Game 5

Winner Game 6

Semifinals
Pinnacle Bank Arena • March 10 • 7:45 pm

Winner Game 3

Winner Game 4

Champion



MILLARD NORTH Mustangs | Blue/Silver/Green | 23-2

Superintendent: Dr. Jim Suttin
Principal: Brian Begley
Athletic Director: Chad Zimmerman
NSAA Team Enrollment: 1010
Conference: Metro
Head Coach: Tim Cannon
Assistant Coaches: Michael Etzelmiller, Andy Hahn, Nick Moyer, Jim Edwards, Seth McClurkin, Tad Young, Tom Luzarraga
State Tournament Appearances: 11
Most Recent State Tournament: 2021
State Championship Years: A/2021
Runner-up: A/2020



Season Record 23-2

Lincoln High	W	74-45
Omaha Westside	W	80-67
Omaha Benson	W	67-51
Papillion-LaVista	W	74-60
Omaha South	W	68-53
Lincoln East	W	73-66
Omaha Bryan	W	52-50
Papillion-LaVista	W	74-35
Omaha Westside	L	61-74
CB Abraham Lincoln, IA	W	72-53
Papillion-LaVista South	W	61-58
Lincoln Northeast	W	71-55
Omaha Central	W	53-48
Omaha Burke	W	94-72
Millard South	W	71-49
Bellevue West	L	64-73
Lincoln North Star	W	67-52
Elkhorn South	W	57-47
Lincoln Southwest	W	57-53
Millard West	W	61-49
Lincoln Pius X	W	67-49
Creighton Preparatory School	W	60-57
Kearney	W	79-56
Bellevue East	W	68-33
Omaha North	W	81-55

No.	Name	GR	POS	HT	PTS	AVG	REB	AVG	AST	STL	BLK
1	Luke Davis	11	G	5-10	3	.6	2	.4	1	0	0
2	Jakson Page	12	G	5-10	105	4.6	19	.8	40	12	1
3	Derek Rollins	9	F	6-2	0	0	3	1.5	0	0	0
4	Devin Wilson	12	G/F	6-2	39	1.6	30	1.2	7	4	4
5	David Harmon	12	G/F	6-3	380	15.2	139	5.6	77	27	1
10	Isaiah McMorris	10	G	6-1	161	6.4	36	1.4	23	39	2
11	Elijah Gaeth	10	G	6-2	161	6.4	67	2.7	74	24	5
13	Neal Mosser	10	G	6-2	161	6.4	47	1.9	62	21	5
15	Camden Monie	10	G/F	6-2	16	1.1	13	.9	3	4	0
20	Brady Hermann	12	G/F	6-1	15	1.3	12	1.0	3	1	0
23	Jasen Green	12	F	6-8	438	17.5	252	10.1	78	46	104
25	Nick Dolezal	12	F	6-5	203	8.1	136	5.4	51	34	17
33	Sam Lootens	12	G/F	6-4	15	1.	18	1.2	0	0	0
45	Ethan Sorensen	12	C	6-6	7	.7	8	.8	0	0	1

ELKHORN SOUTH Storm | Navy Blue/Vegas Gold | 16-8

Superintendent: Dr. Bary Habrock
Principal: Mark Kalvoda
Athletic Director: Roger Ortmeier
NSAA Team Enrollment: 559
Conference: Metro Conference
Head Coach: Nolan Reilly
Assistant Coaches: Cody Wallesen, JJ Zumbrennen, Sean Murphy, Steve Bischof
State Tournament Appearances: 5
Most Recent State Tournament: 2017
State Championship Years: B/2015



Season Record 16-8

Lincoln East	L	60-62
Grand Island	W	73-48
Omaha Central	L	48-50
Lincoln High	W	64-42
Bellevue West	L	53-56
Bellevue East	W	69-42
Millard South	W	48-46
Omaha Westside	L	46-66
Millard West	W	53-41
Omaha South	W	106-102
Omaha Northwest	W	64-40
Lincoln North Star	W	64-61
Gretna	L	61-65
Millard South	W	48-34
Omaha Westside	L	54-68
Lincoln Northeast	W	69-62
Millard North	L	47-57
Omaha Benson	W	58-43
Papillion-LaVista South	L	64-76
Omaha Burke	W	96-71
Omaha North	W	68-56
Lincoln Southeast	W	58-53
Papillion-LaVista	W	71-57
Omaha Central	W	72-53

No.	Name	GR	POS	HT	PTS	AVG	REB	AVG	AST	STL	BLK
10	Cole Ballard	11	G	5-10	14	1.5	15	1.6	14	8	0
11	Alec Noonan	11	G	6-2	293	12.2	72	3	39	15	3
12	Jackson Moeller Swan	11	G	6-1	160	6.6	72	3	90	30	3
13	Caden Peterson	12	G	6-4	128	6	36	1.7	34	24	1
14	Gavin Hornbacher	11	F	6-3	10	1.4	10	1.4	0	0	1
20	Chase Anderson	12	G	6-2	150	6.25	50	2	17	15	2
21	Ashton Allison	12	G	6-0	31	3.4	8	.8	6	0	4
22	Carson Chochoy	11	F	6-4	61	2.9	58	2.76	22	6	1
23	Caden Stone	11	G	6-3	39	2.4	23	1.4	8	4	2
24	Evan Werner	11	G	6-3	63	3.7	17	1	18	5	1
30	Evan Hill	12	F	6-4	135	5.6	74	3	45	7	6
34	Charles Spann	12	F	6-5	102	4.25	75	3	17	17	12
40	Henry Burt	12	C	6-5	287	12.4	139	6	15	10	9

GRETNA Dragons | Green/White/Gold | 18-6

Superintendent: Dr. Rich Beran
Principal: Todd Mueller
Athletic Director: Matt Curtis
NSAA Team Enrollment: 610
Conference: Metro
Head Coach: Brad Feeken
Assistant Coaches: Bill Heard, Cody King, Nick Schram, Tyler Pleiss, Lane Lindburg, Ben Hoskins, Max Sealer
State Tournament Appearances: 21
Most Recent State Tournament: 2018
State Championship Years: F/1918, E/1919, H/1929, B/1982, B/2016, B/2017
Runner-up: B/2011



Season Record 18-6

Omaha South	W	73-68
Omaha North	L	38-53
Omaha Bryan	W	47-45
Lincoln East	L	44-50
Creighton Preparatory School	W	72-49
Lincoln Pius X	L	33-53
Omaha South	W	59-58
Bellevue West	L	58-83
Bellevue West	W	60-49
Lincoln North Star	W	57-53
Millard South	W	51-38
Lincoln Southwest	W	59-54
Elkhorn South	W	65-61
Papillion-LaVista South	L	51-54
Omaha Central	W	56-50
Omaha South	W	51-45
Omaha Benson	W	73-42
Millard West	W	64-46
Omaha North	L	58-63
Papillion-LaVista	W	53-51
Omaha Westside	W	51-45
Lincoln High	W	70-48
Fremont	W	50-42
Lincoln Southwest	W	59-54

No.	Name	GR	POS	HT	PTS	AVG	REB	AVG	AST	STL	BLK
0	Michael Stukenholtz	10	G	5-6	21	.8	10	.4	18	7	0
1	Ethan Hermesen	11	G	5-9	0	.0	2	.02	3	0	0
2	Derek Dearing	11	G	5-11	5	.2	8	.3	2	4	0
3	Wes Frost	10	G	5-9	26	1.1	6	.3	8	9	0
5	Alec Wilkins	10	F	6-2	171	7.1	84	3.5	70	36	1
10	Brayden Chaney	12	G	6-0	36	1.5	26	1.1	19	11	2
11	Isaiah Currie	11	G	6-3	3	.1	4	.6	1	1	2
15	Jeffrey Rozelle	11	F	6-5	103	4.7	122	5.5	8	4	19
22	Tyler Smolinski	10	G	6-0	21	.9	9	.6	3	1	0
23	Landon Pokorski	10	G	6-1	405	16.9	84	3.5	84	28	2
24	Alex Wilcoxson	10	G	6-0	313	13	81	3.4	36	23	6
32	Joseph Vieth	10	F	6-2	10	.4	17	1	1	3	1
52	Grant Jansen	12	F	6-3	222	9.2	147	6.1	31	15	6
53	Mason Goldman	11	F	6-6	13	.5	18	1.5	2	3	1

OMAHA CENTRAL Eagles | Purple/White | 19-7

Superintendent: Dr. Cheryl Logan
Principal: Ellisa D. Kirksey
Athletic Director: Rob Locken
NSAA Team Enrollment: 961
Conference: Metro
Head Coach: Eric Behrens
Assistant Coaches: Jay Landstrom, Jermaine Blackson, Jared Hyland, Josh Bullock
State Tournament Appearances: 48
Most Recent State Tournament: 2020
State Championship Years: A/1912, A/1974, A/1975, A/2006, A/2007, A/2008, A/2010, A/2011, A/2012, A/2013
Runner-up: A/1914, A/1915, A/1917, A/1918, A/1924, AA/1958, A/1967, A/1968, A/1969, A/2019



Season Record 19-7

Omaha Northwest	W	74-46
Omaha Benson	W	57-35
Omaha North	W	44-40
Elkhorn South	W	50-48
Kearney	W	72-61
Papillion-LaVista South	L	62-64
Omaha North	W	64-53
Papillion-LaVista South	W	54-53
Creighton Preparatory School	W	58-53
Bellevue West	L	69-72
Omaha Burke	W	99-59
Omaha Bryan	W	91-55
Lincoln East	W	60-47
Millard North	L	48-53
Omaha South	W	63-52
Bellevue East	W	71-33
Gretna	L	50-56
Lincoln Southwest	W	57-51
Millard South	W	46-43
Omaha Northwest	W	78-38
Omaha Westside	L	69-73
Lincoln North Star	W	74-40
Bellevue West	L	57-68
Creighton Preparatory School	W	57-51
Omaha Benson	W	71-42
Elkhorn South	L	53-72

No.	Name	GR	POS	HT	PTS	AVG	REB	AVG	AST	STL	BLK
0	Jayden Dawson	12	G	6-4	458	17.6	124	4.8	80	54	14
1	DeOmbre Brodie	12	G	6-0	85	4.5	26	1.4	26	16	3
3	Christion McCants	12	G	5-9	32	2.0	6	0.4	3	6	1
4	Raheem Briggs	12	F	6-5	122	5.1	116	4.8	11	13	8
5	Patrick (PJ) Davis	12	G	6-3	423	16.3	87	3.3	29	28	1
11	Awit Mamer	11	G	6-3	120	4.6	66	2.5	36	19	5
13	Gatkal (Junior) Both	11	G	6-3	40	2.7	17	1.1	13	8	1
14	Isaiah Lewis	12	F	6-4	5	0.6	10	1.1	3	0	0
20	Quinton Butts	12	F	6-3	83	3.5	104	4.3	21	12	3
22	J'Dyn Bullion	11	F	6-1	103	4.3	137	5.7	43	23	4
23	Keah Paljor	12	F	6-7	138	5.3	107	4.1	20	16	19
24	Logan Simmons	12	G	5-10	23	1.8	12	0.9	4	10	0
44	Aljiah Wayne	9	G	6-3	5	2.5	1	0.5	0	0	0
55	Caleb Pyfrom	10	F	6-6	8	1.3	7	1.2	1	1	0

BELLEVUE WEST Thunderbirds | Purple/Gold/White | 23-2

Superintendent: Jeff Rippe
Principal: Kevin Rohlfis
Athletic Director: Jon Mauro
NSAA Team Enrollment: 585
Conference: Metro
Head Coach: Doug Woodard
Assistant Coaches: Steve Klein, Matt Lauritsen, Michael Jenkins, Scott Blackwell, Jason Sanderson, Matt Henry
State Tournament Appearances: 20
Most Recent State Tournament: 2021
State Championship Years: A/2000, A/2004, A/2005, A/2014, A/2020
Runner-up: A/1991, A/1999, A/2006, A/2007, A/2018, A/2021



Season Record 23-2

Norfolk	W	87-40
Lincoln Southeast	W	80-58
Papillion-LaVista	W	60-45
Lincoln Pius X	W	95-68
Elkhorn South	W	56-53
Helias Catholic, MO	W	77-48
Bellevue East	W	77-35
Gretna	W	83-58
Omaha Central	W	72-69
Omaha Westside	L	68-76
CB Abraham Lincoln, IA	W	73-66
Gretna	L	49-60
Papillion-LaVista South	W	94-64
Omaha Benson	W	93-50
Omaha North	W	71-57
Bellevue East	W	77-32
Millard West	W	74-30
Millard North	W	73-64
Creighton Preparatory School	W	74-63
Omaha South	W	72-36
Lincoln East	W	84-52
Omaha Bryan	W	84-34
Omaha Central	W	68-57
Norfolk	W	87-30
Millard South	W	61-31

No.	Name	GR	POS	HT	PTS	AVG	REB	AVG	AST	STL	BLK
1	Jacob Ajang	10	F	6-6	96	8.6	71	6.5	12	13	3
3	Clayton Gauff	10	G	5-10	4	.7	4	.7	8	4	1
4	Steven Poulicek	10	G	6-0	18	1.4	3	0.2	1	2	0
5	Evan Inselman	12	F	6-5	193	8.4	97	4.2	21	18	13
10	Eldon Turner	10	G	5-11	144	5.5	60	2.3	77	44	2
12	Jaden Jackson	10	G	6-0	247	9.5	45	1.7	45	36	8
14	Jaxon Stueve	11	G	6-4	138	5.3	59	2.3	36	23	5
20	Jadyn Cascio Jensen	10	G	6-2	100	4.0	38	1.6	21	14	7
22	Josiah Dotzler	11	G	6-3	399	15.3	105	4.0	118	62	10
24	John Mitchell	11	G	6-0	130	5.2	16	0.6	16	15	1
30	Logan Toman	11	G	6-0	4	0.3	5	0.4	0	1	0
32	Robert Garcia	9	F	6-5	68	3.2	74	3.5	9	6	6
44	William Kyle	12	F	6-8	307	11.8	184	7.1	38	22	52
52	Hudson Ames	10	F	6-5	2	.19	9	.8	3	1	3

LINCOLN PIUS X Thunderbolts | Green/Gold/White | 18-7

Superintendent: Tom Korta
Principal: Terry Kathol
Athletic Director: Greg Lesiak
NSAA Team Enrollment: 447
Conference: Heartland Athletic Conference
Head Coach: Brian Spicka
Assistant Coaches: Adam Brill, Tim Meduna, Tom Schneider, Alex Adams, Matt Sestak
State Tournament Appearances: 36
Most Recent State Tournament: 2021
State Championship Years: O/1923, D/1924, B/1974, B/1992, B/2000, B/2004, B/2019
Runner-up: B/1982, B/1987, B/1988, B/1989, B/1998, B/2002



Season Record 18-7

Fremont	W	69-46
North Platte	W	61-41
Omaha South	L	55-67
Bellevue West	L	68-95
Lincoln North Star	W	58-43
Gretna	W	53-33
Kearney	W	58-38
Lincoln North Star	W	54-29
Lincoln Northeast	L	48-51
Lincoln Southwest	L	64-66
Lincoln Northeast	W	67-57
Lincoln High	L	54-56
Omaha Bryan	W	74-38
Kearney	W	74-26
Norfolk	W	75-48
Omaha Skutt Catholic	L	51-56
Columbus	W	55-31
Omaha Burke	W	87-71
North Platte	W	84-47
Lincoln East	W	61-55
Millard North	L	49-67
Lincoln Southeast	W	50-39
Grand Island	W	64-55
Lincoln Southeast	W	69-37
Papillion-LaVista South	W	61-46

No.	Name	GR	POS	HT	PTS	AVG	REB	AVG	AST	STL	BLK
2	Jared Bohrer	12	G	6-0	275	11.0	32	1.3	42	13	0
3	Adam Searcey	10	G	6-0	0	0.0	1	0.1	0	0	0
4	Thomas Dworak	12	G	6-2	58	2.3	22	0.9	10	2	2
5	Jack Reiling	12	G	6-0	44	1.8	17	0.7	13	15	0
10	William Noel	12	G	6-1	14	1.1	7	0.5	1	0	1
21	Samuel Manzitto	12	G	5-10	20	1.5	5	0.4	1	2	0
22	James Frank	12	F	6-4	12	0.9	16	1.2	5	2	0
23	Brady Christiansen	12	F	6-6	265	10.6	280	11.2	64	37	8
25	Matthew Bartek	11	G	6-4	2	0.1	3	0.6	0	0	0
30	Samuel Hastreiter	12	F	6-7	372	14.9	136	5.4	39	15	8
32	Jackson Hastreiter	12	F	6-7	282	11.3	84	3.4	62	30	10
34	Nathan Schauer	11	G	6-2	5	0.6	5	0.6	4	1	0
35	Jackson Kessler	11	G	5-11	133	5.3	57	2.3	62	25	1
44	Treyson Anderson	10	F	6-8	83	3.3	88	3.5	14	10	17

OMAHA WESTSIDE Warriors | Red/Black | 24-2

Superintendent: Mike Lucas
Principal: Jay Opperman
Athletic Director: Tom Kerkman
NSAA Team Enrollment: 777
Conference: Metro
Head Coach: Jim Simons
Assistant Coaches: Beau Schwenka, Dylan Travis, Derek Porter, Matt Roubicek, Jimmy Scott
State Tournament Appearances: 17
Most Recent State Tournament: 2020
State Championship Years: A/1980
Runner-up: A/1973, A/1983, A/2004, A/2014



Season Record 24-2

Columbus	W	89-30
Millard North	L	67-80
Omaha North	W	79-55
Norfolk	W	86-44
Lincoln Southeast	W	75-59
Omaha Benson	W	82-41
Western Christian (Hull), IA	W	56-46
Omaha Benson	W	86-49
Elkhorn South	W	66-46
Millard North	W	74-61
Bellevue West	W	76-68
Omaha Bryan	W	78-45
Omaha Burke	W	82-50
Omaha South	W	86-64
Papillion-LaVista	W	86-41
Creighton Preparatory School	W	82-43
Elkhorn South	W	68-54
Papillion-LaVista South	W	58-53
Millard West	W	70-31
Bellevue East	W	90-58
Omaha Central	W	73-69
Grand Island	W	67-46
Gretna	L	45-51
Millard South	W	73-47
Columbus	W	69-26
Lincoln East	W	90-61

No.	Name	GR	POS	HT	PTS	AVG	REB	AVG	AST	STL	BLK
2	Caleb Benning	10	G	5-11	94	4.5	39	1.9	38	24	3
3	Charlie Davis	12	G	6-0	164	6.3	31	1.2	26	20	4
4	Caleb Mitchell	10	G	5-11	191	7.3	44	1.7	75	20	2
5	Chandler Meeks	12	G	6-1	245	9.8	88	3.5	75	37	23
10	Logan Wilson	12	F	6-7	117	4.5	95	3.7	31	12	24
11	Reginald Thomas	12	G	6-0	307	11.8	124	4.8	58	52	19
12	Malik Crawford	11	G	6-2	19	1.1	13	0.7	13	7	4
13	Tate Odvody	11	F	6-4	391	15.6	109	4.4	30	26	11
20	Payson Gillespie	12	G	6-3	258	9.9	92	3.5	37	36	6
21	Charles Blum	12	F	5-11	18	1.0	3	0.2	0	2	0
23	Kevin Stubblefield	10	F	6-4	144	5.5	105	4.0	33	13	6
25	Kevin Brown	11	F	6-5	2	0.2	8	0.8	1	0	1
30	Luke Noameshie	10	F	6-3	3	1.5	1	0.5	0	0	1

CREIGHTON PREPARATORY SCHOOL Jr. Jays | Blue/White | 17-7

Superintendent: Fr. Matthew Spotts S.J.
Principal: Jim Bopp
Athletic Director: Dr. Dan Schinzel
NSAA Team Enrollment: 773
Conference: Metro
Head Coach: Josh Luedtke
Assistant Coaches: Nick Thompson, Ted Stessman, Tyson Smiley, Dr. Sterling Brown
State Tournament Appearances: 56
Most Recent State Tournament: 2021
State Championship Years: A/1924, A/1935, A/1936, A/1940, A/1945, A/1964, A/1969, A/1976, A/1981, A/1994, A/2009, A/2015, A/2018
Runner-up: AA/1955, A/1961, A/1963, A/1975, A/2005



Season Record 17-7

Grand Island	W	62-60
Lincoln East	W	54-51
Omaha Northwest	W	73-40
Millard West	W	60-56
Gretna	L	49-72
Lincoln Southwest	W	62-32
Millard West	W	52-47
Omaha Central	L	53-58
Omaha South	W	52-38
Millard South	W	67-55
Bellevue East	W	64-33
Fremont	W	52-46
Omaha Westside	L	43-82
Omaha Bryan	W	72-35
Papillion-LaVista South	W	62-46
Bellevue West	L	63-74
Papillion-LaVista	W	64-47
Lincoln Northeast	W	59-53
Omaha Burke	W	92-49
Rockhurst, MO	L	57-71
Millard North	L	57-60
Omaha Central	L	51-57
Omaha Bryan	W	53-36
Lincoln Northeast	W	57-45

No.	Name	GR	POS	HT	PTS	AVG	REB	AVG	AST	STL	BLK
0	Luke Jungers	12	F	6-8	434	18.0	117	4.87	17	13	14
1	Joseph Sudbeck	12	G	6-0	52	2.1	23	1	6	6	1
2	Jackson Dasher	12	G	6-4	20	1.2	13	0	0	0	0
3	Edward Hubner	11	G	6-0	29	1.2	26	1.1	9	5	0
4	PerryJames Newbill	11	G	6-0	128	5.3	31	1.29	29	30	1
5	Joseph Rieschl	11	G	6-2	253	10.5	48	2	16	47	3
10	Casey OMalley	12	G	6-3	170	7.0	43	1.79	22	19	1
11	Emmett Knight	10	G	6-0	22	.9	43	1.79	18	7	2
15	Michael Burt	10	F	6-6	0	0	0	0	0	0	0
20	Martel Evans-Sisk	12	G	6-0	295	12.2	111	4.6	32	18	4
21	Joshua Townley-Thomas	12	G	6-8	32	1.3	38	1.5	2	2	5
32	Ashton Zabka	12	G	6-0	8	0	0	0	0	0	0
35	Garang Mathiang	12	G	6-2	14	0	0	0	0	0	0
45	Owen Shotkoski	12	F	6-5	12	0	0	0	0	0	0

The very best for young athletes.



Every young athlete deserves the very best. At Children's Hospital & Medical Center, our team of sports medicine physicians, orthopedic surgeons, sports physical therapists and athletic trainers provide the very best care for area athletes. Our game plan includes concussion management, injury prevention techniques, treatment and physical therapy for sports-related injuries, including surgical interventions if necessary. All to help young athletes return to the game – and the classroom – quickly and safely.

To learn more or to schedule an appointment with one of our sports medicine specialists, visit ChildrensOmaha.org/SportsMedicine or call 402.955.PLAY(7529).



SPORTS MEDICINE

CARE

ADVOCACY

RESEARCH

EDUCATION

CLASS B

NSAA Boys Basketball Bracket

Pinnacle Bank Arena • March 7 • 9:00 am



#1
Omaha Skutt Catholic
SkyHawks (22-1) 45.9565

vs.



#8
Blair
Bears (15-9) 41.6250

Pinnacle Bank Arena • March 7 • 10:45 am



#4
Platteview
Trojans (20-6) 43.8462

vs.



#5
Bennington
Badgers (19-6) 43.5200

Devaney Sports Center • March 7 • 6:00 pm



#2
Omaha Roncalli Catholic
Crimson Pride (19-4) 44.7826

vs.



#7
Waverly
Vikings (16-9) 42.2000

Devaney Sports Center • March 7 • 7:45 pm



#3
Scottsbluff
Bearcats (21-5) 44.3846

vs.



#6
Beatrice
Orangemen (16-6) 43.2727

Semifinals
Pinnacle Bank Arena • March 9 • 1:30 pm

Winner
Game 1

Winner
Game 2

Finals
Pinnacle Bank Arena • March 11 • 1:00 pm

Winner
Game 5

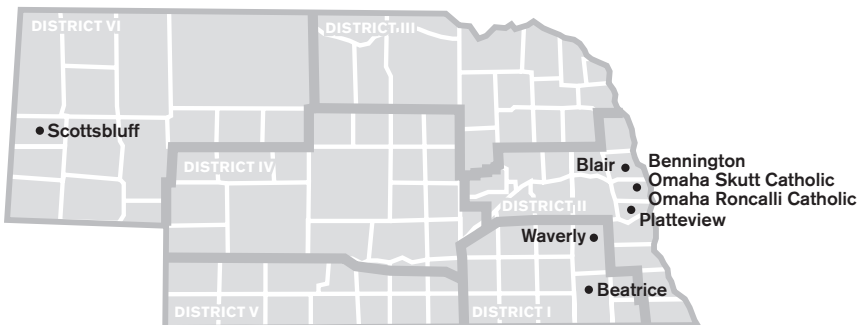
Winner
Game 6

Champion

Semifinals
Pinnacle Bank Arena • March 9 • 3:15 pm

Winner
Game 3

Winner
Game 4



OMAHA SKUTT CATHOLIC SkyHawks | Kelly Green/Black/Silver | 22-1

Superintendent: Jeremy Moore
Principal: Rob Meyers
Athletic Director: Donn Kasner
NSAA Team Enrollment: 289
Conference: River Cities
Head Coach: Kyle Jurgens
Assistant Coaches: Jason Schlautman, Pete Walls, Will Pope, Cal Koch, Jermaine Foster, LJ McIntosh, Will McMeen
State Tournament Appearances: 15
Most Recent State Tournament: 2021
State Championship Years: B/2006, B/2007, B/2014, B/2020
Runner-up: B/2010, B/2018



Season Record 22-1

Mount Michael Benedictine	W	68-21
North Platte	W	61-39
South Sioux City	W	68-24
Kearney Catholic	W	35-31
Beatrice	W	49-40
Northwest	W	60-30
Crete	W	64-37
Sioux City West, IA	W	65-40
Omaha Roncalli Catholic	W	65-61
Bellevue East	W	70-42
Lewis Central, IA	W	66-44
South Sioux City	W	75-37
Omaha Roncalli Catholic	W	57-43
Lincoln Pius X	W	56-51
Hastings	W	68-41
Bennington	W	68-38
Elkhorn North	W	52-34
Norris	W	69-44
Elkhorn	W	58-42
Bishop Heelan, IA	W	76-55
Ralston	W	67-50
Omaha Roncalli Catholic	L	54-57
Gering	W	83-28

No.	Name	GR	POS	HT	PTS	AVG	REB	AVG	AST	STL	BLK
2	Wyatt Archer	11	G	5-11	31	1.3	25	1.1	20	14	0
3	Justin Ferrin	11	G	6-2	295	12.8	69	3	46	32	2
5	William Tobaben	11	G	5-9	8	.5	3	.2	5	1	0
10	Will O'Doherty	10	G	5-10	5	.3	10	.7	4	2	0
12	Gabriel Edstrand	11	G	6-1	65	3.2	42	2.1	32	8	0
14	Benjamin Teal	11	G	6-1	15	1.2	7	.5	4	0	0
20	Grant Dvorak	12	G	6-2	174	8.7	80	4	40	27	1
22	Ryan Kudron	11	G	5-10	6	.7	0	0	0	1	0
24	Kayden Lynch	11	G	5-10	16	1.2	2	.2	3	0	0
30	Charles Burt	12	F	6-3	43	2.7	31	1.9	9	3	0
32	James Gninefou	12	G	6-2	345	15	74	3	66	31	11
34	Jacob Brack	11	F	6-8	328	14.9	155	7	17	16	7
44	Nathaniel Zuroskie	12	C	6-7	65	3.1	121	5.8	11	12	8
50	Jack Healey	11	C	6-9	58	3.1	52	2.7	4	4	9

BLAIR Bears | Purple/White | 15-9

Superintendent: Randy Gilson
Principal: Tammy Holcomb
Athletic Director: Tom Anderson
NSAA Team Enrollment: 244
Conference: Eastern Midlands
Head Coach: Chris Whitwer
Assistant Coaches: Tyler Weatherholt, Matt Novak, Taylor Jensen
State Tournament Appearances: 8
Most Recent State Tournament: 2021
Runner-up: B/1962



Season Record 15-9

Ralston	W	65-58
Waverly	L	50-51
Plattsmouth	W	65-37
Harlan, IA	L	64-68
Schuyler	W	59-33
Omaha Gross Catholic	L	49-50
Boys Town	W	60-57
Aurora	W	52-44
Mount Michael Benedictine	W	57-34
Bennington	L	45-67
Wahoo	L	40-56
Omaha Concordia	L	47-49
Elkhorn	W	41-32
Norris	L	38-41
Elkhorn North	W	47-45
Lewis Central, IA	W	44-39
Seward	L	46-59
Elkhorn North	W	50-43
Omaha Roncalli Catholic	L	43-69
Crete	W	65-59
Norris	W	42-39
South Sioux City	W	61-46
Bennington	W	78-74
McCook	W	58-57

No.	Name	GR	POS	HT	PTS	AVG	REB	AVG	AST	STL	BLK
5	Nolan Slominski	11	G	6-0	46	2.0	46	2.0	16	7	0
10	Kip Tupa	12	G	5-11	188	7.8	74	3.2	76	47	1
12	Luke Ladwig	12	G	6-0	335	14.6	62	2.7	68	43	3
13	Jacob Czapla	12	G	6-2	234	9.8	96	4.0	36	18	7
14	Greyson Kay	11	G	6-0	65	3.2	21	1	7	4	1
20	Crayton Macholan	10	G	6-0	4	0.4	3	0.3	2	2	0
22	Mark Donner	12	G	6-1	6	0.4	15	1.2	3	1	0
24	Sawyer Lawton	12	G	6-2	144	6.3	104	4.3	40	19	15
30	Jakob Kantor	12	G	6-1	21	1.3	3	0.2	4	2	0
32	J'Shawn Unger	10	F	6-4	200	8.3	108	4.5	9	22	6
33	James Dobbins	12	G	6-0	3	0.4	2	0.3	0	0	0
44	Toby Ray	12	F	6-5	14	0.7	23	1.1	1	1	1
50	Elijah Morgan	11	G	6-2	3	1.0	0	0.0	0	0	0
55	Wyatt Ogle	12	C	6-4	0	0	0	0	0	0	0

PLATTEVIEW Trojans | Red/White | 20-6

Superintendent: Ryan Saunders
Principal: Ron Alexander
Athletic Director: Ron Alexander
NSAA Team Enrollment: 158
Conference: Trailblazer Conference
Head Coach: Tim Brotzki
Assistant Coaches: Brad Schlieman, Steve Speth, Zach Lusienki, Kraig Kingston, Tom Riley
State Tournament Appearances: 7
Most Recent State Tournament: 2021



Season Record 20-6

Elkhorn North	W	74-65
Louisville	W	61-39
Elkhorn	W	44-34
Beatrice	L	44-59
Boys Town	W	58-54
Omaha Gross Catholic	W	60-42
North Platte	W	69-52
Elkhorn	W	48-43
Plattsmouth	W	76-41
Omaha Roncalli Catholic	L	46-68
Bennington	L	50-56
Ashland-Greenwood	L	46-62
Wahoo	L	57-67
Yutan	W	78-52
Nebraska City	W	93-65
Harlan, IA	W	58-48
Nebraska City	W	63-37
Beatrice	W	41-35
Wahoo	L	48-59
Ralston	W	60-49
Hastings	W	70-48
Crete	W	57-39
Douglas County West	W	74-60
Omaha Gross Catholic	W	74-42
Waverly	W	64-26
Aurora	W	58-52

No.	Name	GR	POS	HT	PTS	AVG	REB	AVG	AST	STL	BLK
0	Ezra Stewart	11	F	6-0	146	5.8	58	2.3	50	21	8
2	Connor Millikan	11	G	6-1	736	28.3	254	9.8	76	63	26
3	Michael Wiebelhaus	12	G	6-1	215	8.3	90	3.5	54	21	12
5	Anthony Lewis	12	G	6-0	9	.6	4	.3	3	1	1
10	Alex Draper	11	F	6-1	262	10.1	60	2.3	47	15	9
11	Jared Kuhl	11	G	6-0	12	.7	16	.9	8	2	1
20	Cael Wichman	11	F	6-0	46	2.1	46	2.1	21	13	0
23	Jaxon Adams	9	F	6-2	6	.4	10	.7	6	1	0
30	Keegan Stobbe	10	G	5-8	33	1.5	19	.9	10	11	1
33	Benjamin Alexander	11	F	6-1	14	1.3	1	.1	0	0	0
40	Reiman Zebert	9	F	6-4	6	.5	6	.5	2	1	1
50	Dayton Swanson	12	C	6-3	86	3.3	121	4.7	26	24	23

BENNINGTON Badgers | Royal Blue/White | 19-6

Superintendent: Dr. Terry Haack
Principal: Dr. Matt Blomenkamp
Athletic Director: Chris Kessell
NSAA Team Enrollment: 365
Conference: Eastern Midlands Conference
Head Coach: Luke Olson
Assistant Coaches: Chris Grinvalds, Trent Stryker, Zac Byrd, Bart Miller
State Tournament Appearances: 9
Most Recent State Tournament: 2019



Season Record 19-6

Wahoo	L	56-80
Elkhorn	W	44-33
Elkhorn North	W	67-58
Omaha Gross Catholic	W	68-50
Omaha Concordia	L	56-63
Crete	W	71-49
Hastings	W	66-50
Scottsbluff	L	68-83
Ralston	W	72-60
Platteview	W	56-50
Blair	W	67-45
Waverly	W	66-59
South Sioux City	W	73-60
Lourdes Central Catholic	W	69-55
Norris	W	58-46
Norris	W	49-43
Waverly	W	47-38
Omaha Skutt Catholic	L	38-68
Omaha Roncalli Catholic	L	44-52
Lincoln Christian	W	61-58
Boys Town	W	72-58
Mount Michael Benedictine	W	53-45
Schuyler	W	82-42
Blair	L	74-78
Elkhorn	W	44-39

No.	Name	GR	POS	HT	PTS	AVG	REB	AVG	AST	STL	BLK
1	Seth Wempfen	12	G	5-10	197	7.9	60	2.5	57	30	2
2	Trey Bird	11	G	6-2	201	10.6	75	3.9	42	12	3
3	Austin Holtz	12	G	5-10	428	17.8	77	3.2	24	24	2
4	Nicholas Colvert	11	G	5-7	33	1.4	54	2.3	68	17	2
5	Isaac Conner	11	F	6-3	165	6.9	127	5.3	55	11	6
10	Bryce Dunning	10	G	5-10	10	1.3	5	0.6	1	2	0
11	Gunnar Lym	10	F	6-1	166	6.9	92	3.8	27	21	1
15	Cayden Bluhm	12	G	6-2	94	4.1	54	2.3	33	10	1
20	Keegan Gilliland	10	G	5-10	1	0.1	3	0.4	2	1	0
21	Mitchell Andersen	12	G	6-0	5	0.4	11	0.8	4	1	0
23	Gavin Hiatt	11	G	5-6	0	0	0	0	2	0	0
31	Davis Dawson	11	F	6-3	2	0.3	1	0.1	0	1	1
33	Hudson Neuverth	9	F	6-4	2	2.0	4	4.0	0	0	0
40	Dylan Casart	11	F	6-4	177	7.4	105	4.4	17	4	12

OMAHA RONCALLI CATHOLIC Crimson Pride | Cardinal/Gold/White | 19-4

Superintendent: Vicki Kauffold
Principal: TJ Orr
Athletic Director: Jim Meister
NSAA Team Enrollment: 162
Conference: River Cities
Head Coach: JJ Stoffel
Assistant Coaches: Brent Heller, Mark Schlueter, Nick Nastase, Trevor Anderson, Nwenendah Stevens
State Tournament Appearances: 11
Most Recent State Tournament: 2020
State Championship Years: B/1996
Runner-up: B/2019, B/2020



Season Record 19-4

West Point-Beemer	W	57-19
Boys Town	W	76-53
Omaha Concordia	L	55-60
Hartington Cedar Catholic	W	56-40
Ashland-Greenwood	W	72-70
Archbishop Bergan	W	69-29
Elkhorn North	W	65-32
Platteview	W	68-46
Omaha Skutt Catholic	L	61-65
St. Joseph-Lafayette, MO	W	68-51
Millard West	L	54-69
Mount Michael Benedictine	W	66-20
Omaha Skutt Catholic	L	43-57
Omaha Gross Catholic	W	59-22
South Sioux City	W	81-50
Ralston	W	68-42
Bennington	W	52-44
Blair	W	69-43
Elkhorn	W	51-33
Minden	W	68-25
Ralston	W	73-52
Omaha Skutt Catholic	W	57-54
Crete	W	52-27

No.	Name	GR	POS	HT	PTS	AVG	REB	AVG	AST	STL	BLK
2	Brent Heller Jr.	11	G	5-9	102	4.4	23	1.0	41	24	1
3	Augustine Schwarz	12	F	6-3	288	13.1	85	3.9	50	32	2
4	Hunter Giles	10	F	6-0	9	0.8	9	0.8	0	0	0
10	Christian Swift	10	G	5-11	12	0.9	11	0.8	6	5	2
11	Nicholas Kenney	11	G	5-10	47	2.1	47	2.1	20	19	0
12	Quincy Evans	12	G	6-1	232	11.0	64	3.0	32	37	3
14	Benjamin Carpenter	11	C	6-2	5	0.5	4	0.4	3	1	1
15	Damian Diaz	10	G	5-9	4	2.0	0	0	1	0	0
20	Jakob Weibel	12	F	6-1	77	3.9	23	1.1	13	9	2
22	Jacob Orr	12	G	6-3	318	13.8	178	7.7	117	63	6
24	Lucas Brown	12	C	6-5	110	5.5	38	1.7	23	17	1
30	Brady McGill	10	F	6-3	173	7.5	63	2.7	19	15	4
32	Brooks Shetlar	10	C	6-4	19	1.3	12	0.8	3	4	2
42	Nathan McCoy	12	C	6-4	39	2.1	23	1.2	9	2	1

WAVERLY Vikings | Maroon/White | 16-9

Superintendent: Dr. Cory Worrell
Principal: Megan Myers
Athletic Director: Brad McMillan
NSAA Team Enrollment: 266
Conference: Eastern Midlands
Head Coach: Ryan Reeder
Assistant Coaches: Anthony Harms, Garrett Borchert, Drew Henning, Andrew Broders
State Tournament Appearances: 23
Most Recent State Tournament: 2021
State Championship Years: H/1921, C/1949
Runner-up: G/1919, C/1948, C/1950, C/1957



Season Record 16-9

Northwest	W	47-34
Elkhorn	L	41-56
Blair	W	51-50
York	W	56-46
Elkhorn North	L	49-55
Adams Central	W	44-40
Crete	W	50-41
Lincoln Christian	W	65-29
Norris	L	43-55
Scottsbluff	W	69-58
Norris	W	65-44
Mount Michael Benedictine	W	59-35
Bennington	L	59-66
Seward	W	60-54
Wahoo	L	63-84
Elkhorn	W	44-39
Bennington	L	38-47
Bishop Neumann	W	54-51
Aurora	L	43-55
Hastings	W	56-43
Omaha Gross Catholic	W	60-51
Beatrice	L	41-44
Plattsmouth	W	54-39
Platteview	L	26-64
Sidney	W	50-44

No.	Name	GR	POS	HT	PTS	AVG	REB	AVG	AST	STL	BLK
1	Anthony Heffelfinger Jr	11	G	6-0	276	12.5	84	3.8	49	21	0
2	Riley Marsh	12	G	6-3	179	8.1	86	3.9	33	16	5
3	Preston Harms	11	G	5-11	246	12.9	33	1.7	15	14	0
4	Kaden Harris	12	G	5-7	7	.3	1	.2	4	1	0
5	Landon Tjaden	12	G	5-11	111	5.3	59	2.8	80	37	1
10	Cole Murray	12	G	6-3	167	8.0	124	5.9	53	24	15
11	Cooper Skrobecki	11	F	6-1	21	1.1	31	1.6	3	2	0
13	Samuel Schernikau	11	G	5-8	83	3.8	27	1.2	19	13	0
14	Carter Gullion	11	G	6-0	10	1	1	.1	0	0	0
15	Brennan Miller	9	G	6-4	0	0	0	0	0	0	0
20	Kalev Allick	11	F	6-5	8	.8	17	1.7	1	4	1
21	Evan Kastens	10	G	6-0	3	.1	1	.1	0	0	0
22	Keaton Rine	10	G	6-0	0	0	1	.2	0	0	0
24	Kyler Nordstrom	12	F	6-5	37	2.6	19	1.4	3	2	1

SCOTTSBLUFF Bearcats | Red/White | 21-5

Superintendent: Andrew Dick
Principal: Justin Shaddick
Athletic Director: Dave Hoxworth
NSAA Team Enrollment: 381
Conference: Greater Nebraska/Western
Head Coach: Scott Gullion
Assistant Coaches: Nick Goranson, Austin Hoffman, Tyler Koke, Michael Klein
State Tournament Appearances: 43
Most Recent State Tournament: 2020
State Championship Years: A/1941, A/1952, AA/1955, B/2012
Runner-up: A/1945, A/1950, B/2013, B/2016, B/2017



Season Record 21-5

Arvada, CO	W	71-27
Chadron	W	67-45
Sterling, CO	W	50-42
Cody, WY	W	75-49
Thunder Basin, WY	L	39-67
Evanston, WY	W	77-41
Chadron	W	77-39
St. Thomas More, SD	L	50-72
Lexington	W	73-36
Bennington	W	83-68
Waverly	L	58-69
Norris	W	61-56
Mitchell	W	68-43
Ogallala	W	76-51
Cheyenne Central, WY	W	72-61
Cheyenne East, WY	L	70-71
Gering	W	84-67
Alliance	W	79-34
Sidney	W	87-49
North Platte	L	79-81
McCook	W	66-53
Sidney	W	63-47
Gering	W	68-46
Alliance	W	83-43
Sidney	W	79-49
Seward	W	61-43

No.	Name	GR	POS	HT	PTS	AVG	REB	AVG	AST	STL	BLK
0	Tyler Harre	12	G	6-5	370	14.2	154	5.9	27	12	6
1	Kellon Harris	11	G	6-1	347	13.3	153	5.9	65	41	16
2	Trevor Schwartz	12	F	6-4	109	4.2	125	4.8	31	13	2
3	Austin Thyne	12	G	6-0	409	15.7	88	3.4	127	32	3
5	Jackson Ostdiek	12	G	5-8	50	1.9	38	1.5	28	18	2
13	Anthony Martin	9	G	5-10	5	.7	5	.7	1	0	0
15	Taten Talkington	11	G	6-2	228	9.1	91	3.6	45	36	3
20	Michael Mickey	11	F	6-1	177	6.8	109	4.2	28	20	15
21	Landon Amundsen	10	G	5-10	6	1.0	5	.8	0	1	0
22	Tyson Klein	11	F	6-2	18	1.1	11	.6	7	1	0
23	Jose Rodriguez	11	G	5-8	16	1.1	6	.4	4	3	0
25	Korbin Gribble	11	F	6-3	10	.7	7	.5	4	0	0
33	Kaedon Patton	11	F	6-4	62	2.7	41	1.8	12	4	1
40	Maxwell Howell	10	F	6-2	5	.8	7	1.2	1	0	0

BEATRICE Orangemen | Orange/Black | 16-5

Superintendent: Jason Alexander
Principal: Jason Sutter
Athletic Director: Gus Brown
NSAA Team Enrollment: 269
Conference: River Cities
Head Coach: Clark Ribble
Assistant Coaches: Zach Decker, Andrew Venneman, Brandel Riekenberg, Jordan Harlan, Jim Edwards
State Tournament Appearances: 42
Most Recent State Tournament: 2021
State Championship Years: A/1911, A/1916, B/1924, A/1959, B/1998, B/2005, B/2008, B/2021
Runner-up: B/2001, B/2007, B/2009, B/2014



Season Record 16-5

Nebraska City	W	47-28
Crete	W	56-30
Aurora	W	44-30
Platteview	W	59-44
Elkhorn North	W	51-41
Omaha Skutt Catholic	L	40-49
Elkhorn	L	35-45
North Platte	W	50-47
York	W	44-42
Seward	W	58-54
Hastings	W	47-31
Ralston	W	48-40
Platteview	L	35-41
Ralston	L	49-58
Norris	W	46-31
Wahoo	L	42-56
Northwest	W	49-40
Plattsmouth	W	55-42
Waverly	W	44-41
Norris	W	49-42
York	W	58-42

No.	Name	GR	POS	HT	PTS	AVG	REB	AVG	AST	STL	BLK
2	Shelton Crawford	11	G	5-10	166	7.9	34	1.7	18	9	0
3	Joshua Buhr	11	G	5-10	0	0	0	0	0	0	0
4	Dawson Loomis	11	G	5-9	11	.8	9	.7	2	0	0
5	Elliot Jurgens	12	G	6-0	312	14.9	115	5.6	70	42	3
10	Kieyn Omon	11	G	6-0	2	2.0	2	2.0	0	0	0
11	Crew Meints	10	G	6-0	110	5.2	74	4.0	32	11	1
12	Drew Gleason	12	G	5-11	11	.7	13	.8	4	5	0
21	Trevin Lang	10	F	6-2	0	0	0	0	0	0	0
22	Treyson Russell	10	G	5-8	0	0	0	0	0	0	0
23	Luke Feist	11	F	6-3	111	5.3	62	2.9	23	9	8
24	Tucker Timmerman	11	F	6-3	222	10.6	122	5.8	25	14	6
30	Jacob Scholl	10	F	6-0	0	0	0	0	0	1	0
32	Alex Busboom	10	F	6-2	0	0	1	1.0	0	0	0
34	Dominik Salazar	11	F	6-3	61	2.9	56	2.8	12	2	2




sccstorm.com

In the classroom and on the court, SCC student-athletes excel!

- Beatrice Campus (approx. 1,000 students)
- New on-campus housing, dining hall and academic buildings
- Student support services

Contact Joel Wooton, Head Coach
402-228-8136
jwooton@southeast.edu



Maijhe Wiley
Omaha, NE



**DUNCAN
AVIATION**

TAKE YOUR CAREER TO NEW HEIGHTS

APPLY TODAY!

www.DuncanAviation.aero/careers





ALWAYS A
Slam Dunk!

4 Lincoln Locations!

8510 S 30th

5717 O St

3220 N 27th St

2711 S 48th St

FreddysUSA.com |   

SUPPORT NEBRASKA HIGH SCHOOL ACTIVITIES

**YOUR space, YOUR message.
Advertise with us today!**

- + Statewide Exposure
- + Businesses & Organizations
- + Secondary Education Programs
- + Upcoming Events, Shows,
Clinics & Camps

Contact:

Ashton Honor
NSAA Marketing Manager
ahonor@nsaahome.org
402-489-0386



CLASS C1

NSAA Boys Basketball Bracket

Devaney Sports Center • March 8 • 9:00 am

#1 W Wahoo
Warriors (23-2) 46.6000

vs.

#8 Fort Calhoun
Pioneers (20-5) 43.8800

Devaney Sports Center • March 8 • 10:45 am

#4 Auburn
Bulldogs (23-3) 45.3462

vs.

#5 Omaha Concordia
Mustangs (22-3) 45.2400

Devaney Sports Center • March 8 • 1:30 pm

#2 AG Ashland-Greenwood
Bluejays (24-1) 45.8800

vs.

#7 Ogallala
Indians (22-4) 44.8462

Devaney Sports Center • March 8 • 3:15 pm

Stars #3 Kearney Catholic
Stars (25-1) 45.69237

vs.

#6 Wayne
Blue Devils (24-3) 45.1852



Semifinals
Pinnacle Bank Arena • March 10 • 9:00 am

Winner Game 1

Winner Game 2

Finals
Pinnacle Bank Arena • March 12 • 11:00 am

Winner Game 5

Winner Game 6

Semifinals
Pinnacle Bank Arena • March 10 • 10:45 am

Winner Game 3

Winner Game 4

Consolation
Lincoln East • March 11 • 11:00 am

Loser Game 5

Loser Game 6

Champion

Third Place

WAHOO Warriors | Blue/Gold | 23-2

Superintendent: Brandon Lavaley

Principal: Vernon Golladay

Athletic Director: Robert Barry

NSAA Team Enrollment: 144

Conference: Trailblazer Conference

Head Coach: Kevin Scheef

Assistant Coaches: Mike Bomar, Bryan Meyer, Dan Chvatal, Max Cook

State Tournament Appearances: 40

Most Recent State Tournament: 2020

State Championship Years: C/1926, B/1988, B/1989, B/1990, B/1991, B/1993, B/1994, C1/1996, C1/1998, C1/2013, C1/2018

Runner-up: C/1924, C1/2012, C1/2014, C1/2017



Season Record 23-2

Bennington	W	80-56
Aurora	W	76-50
Logan View-Scribner-Snyder	W	74-34
Nebraska City	W	55-48
Ashland-Greenwood	L	43-65
Elkhorn North	W	73-52
Seward	W	64-31
Yutan	W	39-32
Lincoln Lutheran	W	77-56
Crete	W	63-52
Blair	W	56-40
Platteview	W	67-57
Douglas County West	W	66-43
Ralston	W	79-31
Waverly	W	84-63
Wayne	L	50-53
Ralston	W	81-32
Platteview	W	59-48
Beatrice	W	56-42
Columbus Scotus	W	68-41
Plattsmouth	W	71-46
Norris	W	59-53
Arlington	W	77-36
Bishop Neumann	W	70-34
Clarkson/Leigh	W	77-50

No.	Name	GR	POS	HT	PTS	AVG	REB	AVG	AST	STL	BLK
0	Marcus Glock	10	G	6-2	341	13.6	84	3.4	51	33	12
1	Owen Hancock	11	F	6-3	236	9.4	116	4.6	59	30	9
2	De'Andre Nelson	11	F	6-6	237	9.5	76	3.0	33	28	24
3	Isaiah Simon	12	G	6-1	18	1.1	19	1.2	6	6	2
4	Kade Cook	10	F	6-2	26	1.6	15	0.9	7	3	1
5	Andrew Waudo	12	G	5-11	25	1.6	15	0.9	2	4	0
10	Myles Simon	12	G	6-2	223	8.9	75	3.0	79	37	20
13	Garrett Grandgenett	11	C	6-4	188	7.5	144	5.8	45	25	9
21	Jaiden Powers	11	G	5-9	21	1.3	13	0.8	6	3	0
22	Keegan Brigham	10	G	5-9	8	1.3	0	0.0	2	0	0
23	Kamron Kasischke	11	G	6-1	148	5.9	82	3.3	53	41	6
24	Dylan Simons	9	G	6-2	2	0.3	4	0.7	1	1	0
30	Barrett Lavaley	10	F	6-0	10	1.3	3	0.4	2	0	1
31	Anthony Simon	11	F	6-4	181	7.2	101	4.0	38	43	9

FORT CALHOUN Pioneers | Orange/Black | 20-5

Superintendent: Jerry Green

Principal: Nicholas Wemhoff

Athletic Director: Andrew Christensen

NSAA Team Enrollment: 97

Conference: Nebraska Capitol

Head Coach: TJ O'Connor

Assistant Coaches: Ben Borgmann, Mark Bouwman, Eric Jones, Jason Elofson

State Tournament Appearances: 4

Most Recent State Tournament: 1923

State Championship Years: N/1923




Season Record 20-5

Archbishop Bergan	W	51-43
Syracuse	W	64-37
Omaha Concordia	W	53-46
Douglas County West	W	59-52
Yutan	W	48-42
Plattsmouth	L	41-50
Conestoga	W	52-50
Sandy Creek	W	57-29
Howells-Dodge	L	60-70
West Point-Beemer	W	47-30
Logan View-Scribner-Snyder	W	65-41
Ashland-Greenwood	L	43-59
Louisville	W	53-46
Omaha Brownell Talbot	W	57-35
Syracuse	W	59-45
Douglas County West	W	69-60
Ashland-Greenwood	L	49-57
Arlington	W	52-50
Nebraska City	W	45-40
Tekamah-Herman	W	76-51
Raymond Central	W	69-40
North Bend Central	W	50-33
Douglas County West	W	44-42
Omaha Concordia	L	34-59
Gordon-Rushville	W	48-44

No.	Name	GR	POS	HT	PTS	AVG	REB	AVG	AST	STL	BLK
1	Austin Welchert	11	G	5-10	125	5.2	60	2.5	32	18	1
2	Owen Newbold	12	G	5-11	93	3.9	44	1.8	26	14	1
4	Grayson Bouwman	10	G	6-0	420	17.5	61	2.5	55	51	6
10	Tyler Eastman	12	G	6-0	5	.8	3	.5	1	0	0
20	Mason Bliss	11	G	5-10	1	.2	2	.4	0	0	0
21	Zane Schwarz	12	F	6-3	214	10.2	131	6.2	57	25	16
24	Andrew Pace	10	G/F	6-1	3	.4	3	.4	1	0	0
25	Landon Miller	12	F	6-0	0	0	6	.8	1	0	1
32	Declyn Otte	10	G/F	6-3	0	0	3	.8	1	1	0
33	Carsen Schwarz	12	F	6-5	311	13.0	215	9.0	77	18	7
34	Zachary Nelson	11	G	6-1	7	.4	10	.6	3	3	1
40	Glenn Hunter	11	G	5-10	86	3.6	39	1.6	17	10	0
50	Wyatt Appel	11	F/C	6-5	32	1.9	19	1.1	0	1	8

AUBURN Bulldogs | Red/White | 23-3

Superintendent: David Patton
Principal: Marty Hughes
Athletic Director: Jason Palmer
NSAA Team Enrollment: 103
Conference: East Central Nebraska
Head Coach: Jim Weeks / Jackson Weeks
Assistant Coaches: Trey Bardsley, Cooper Weeks, Todd Binder, Arnie Cerny, Brian Maher
State Tournament Appearances: 26
Most Recent State Tournament: 2021
State Championship Years: C1/2019, C1/2020, C1/2021



Season Record 23-3

Malcolm	W	54-36
Elmwood-Murdock	W	44-23
Mead	W	51-36
Louisville	W	53-30
Freeman	W	42-22
Douglas County West	L	52-54
Laurel-Concord-Coleridge	W	58-43
Hartington Cedar Catholic	L	69-71
Pierce	W	42-33
Milford	W	46-35
East Mills, IA	W	44-27
Lourdes Central Catholic	W	55-47
Fairbury	W	48-31
Falls City Sacred Heart	W	55-49
Nebraska City	W	44-29
Falls City	W	60-28
Superior	W	66-19
Weeping Water	W	92-33
Johnson County Central	W	47-27
Freeman	W	28-21
Syracuse	W	74-41
Lincoln Lutheran	L	42-43
Johnson County Central	W	58-45
Wilber-Clatonia	W	68-20
Fairbury	W	86-47
Central City	W	41-37

No.	Name	GR	POS	HT	PTS	AVG	REB	AVG	AST	STL	BLK
1	Ryan Dixon	12	G	5-11	134	5.4	83	3.3	24	22	6
2	Nolan Gardner	9	G	6-2	9	.6	4	.2	3	1	1
3	Maverick Binder	10	G	5-11	294	11.8	79	3.2	59	44	2
4	Ryan Binder	12	G	5-11	200	8	83	3.3	66	30	4
5	Payton Boden	10	G	6-0	19	.8	8	.3	2	5	0
12	Stetson Neiman	12	F	6-0	8	.6	8	.3	5	4	0
13	Nixon Ligouri	9	G	6-2	59	3	25	1	8	5	1
14	Lance Binder	9	G	5-9	8	.3	1	.1	1	5	0
23	Marcus Buitrago	12	G	6-0	215	8.6	75	3	42	40	3
24	Skyler Roybal	11	F	6-4	225	9	76	3	18	27	2
30	Austin Lavigne	11	F	6-4	92	4	54	2.2	11	10	1
35	Carson Leslie	11	F	6-8	40	2.5	25	1	2	0	10
40	Bret Baltensperger	12	F	6-5	54	3.4	39	1.6	11	13	4
50	Burke Moody	9	F	6-2	11	1	16	.6	2	1	0

OMAHA CONCORDIA Mustangs | Navy Blue/White | 22-3

Superintendent: Rob Cooksey
Principal: Amy Schwarting
Athletic Director: Ben Ersland
NSAA Team Enrollment: 99
Conference: Centennial
Head Coach: Ken Kulus
Assistant Coaches: Caleb Kluender, Tanner Schwarting, Chris Bartels, Keaton Sturm, Preston Doerr
State Tournament Appearances: 2
Most Recent State Tournament: 2021



Season Record 22-3

Boys Town	W	80-51
Fort Calhoun	L	46-53
Omaha Roncalli Catholic	W	60-55
Columbus Scotus	W	52-25
Bennington	W	63-56
Ralston	W	62-56
Omaha Brownell Talbot	W	70-26
Logan View-Scribner-Snyder	W	62-18
Omaha Gross Catholic	W	76-51
Yutan	W	31-30
Lincoln Lutheran	W	69-41
Bishop Neumann	W	53-42
Blair	W	49-47
Lincoln Christian	W	53-43
Lincoln Christian	W	68-38
Kearney Catholic	L	40-46
Archbishop Bergan	W	61-31
Plattsmouth	W	59-50
Mount Michael Benedictine	L	53-63
Aurora	W	68-57
Douglas County West	W	56-34
Arlington	W	65-55
Boys Town	W	69-40
Fort Calhoun	W	59-34
Wood River	W	63-27

No.	Name	GR	POS	HT	PTS	AVG	REB	AVG	AST	STL	BLK
1	Matthew Jipp	12	G	5-6	0	0	2	.13	0	0	0
3	Brock Olson	12	G	6-1	132	5.5	73	3.1	85	33	10
4	Zachary Kulus	12	G	6-1	340	14.2	79	2.3	88	30	5
5	Quientan McCafferty	10	C	6-9	165	6.9	146	6.1	10	8	45
10	Elliott Wilson	11	G	6-2	90	3.9	21	1	30	18	2
11	Jackson Thrasher	9	G	6-2	24	1.7	18	1.2	2	1	0
12	Chase Bouges	11	G	6-1	3	0.2	7	0.5	2	4	1
20	Justin Otten	12	G	6-5	207	8.6	98	4.1	50	10	16
24	Karsten Mathsen	12	G	6-1	262	10.9	117	4.9	100	10	0
25	Colton Strater	12	G	6-1	9	0.6	11	0.9	10	1	0
32	Zachary Alharithy	12	F	6-6	175	7.3	132	5.5	38	12	29
34	Aaron Eckman	12	F	6-3	9	0.6	28	2.0	3	1	3
42	Jackson Shepherd	9	G	5-11	8	0.7	13	1.1	8	4	1

ASHLAND-GREENWOOD Bluejays | Royal/White | 24-1

Superintendent: Jason Libal
Principal: Brad Jacobsen
Athletic Director: Matt Flynn
NSAA Team Enrollment: 110
Conference: Nebraska Capitol
Head Coach: Jacob Mohs
Assistant Coaches: Nate Skrdla,
 Jordan Scheil, Tyler Craven, Justin Appleby
State Tournament Appearances: 4
Most Recent State Tournament: 2020



Season Record 24-1

Arlington	W	57-35
Louisville	W	70-29
Conestoga	W	81-42
Milford	W	65-39
Wahoo	W	65-43
Omaha Roncalli Catholic	L	70-72
Plattsmouth	W	79-32
Falls City	W	71-28
Fort Calhoun	W	59-43
Platteview	W	62-46
Yutan	W	65-30
Syracuse	W	76-20
Raymond Central	W	76-41
Louisville	W	63-21
Fort Calhoun	W	57-49
Boys Town	W	78-41
Douglas County West	W	71-46
Logan View-Scribner-Snyder	W	74-29
Nebraska City	W	63-38
Northwest	W	84-32
Bishop Neumann	W	77-32
Malcolm	W	82-44
Conestoga	W	69-29
Lincoln Christian	W	74-57
Minden	W	71-32

No.	Name	GR	POS	HT	PTS	AVG	REB	AVG	AST	STL	BLK
0	Dane Jacobsen	10	G	6-2	125	5.0	57	2.3	39	21	0
1	Caeden Bridges	11	G	5-11	102	4.9	26	1.2	22	16	0
2	Walker Grell	11	G	5-9	19	1.0	8	0.4	2	3	0
3	Cale Jacobsen	12	G	6-4	403	16.8	149	6.2	153	95	13
4	Evan Shepard	12	G	6-2	212	8.5	62	2.5	48	39	0
5	Drake Zimmerman	10	G	5-9	25	1.0	16	0.6	15	9	0
10	Brooks Kissinger	11	G	6-2	289	11.6	48	1.9	52	22	0
12	Ty Carey	10	F	6-3	11	1.6	17	2.4	1	4	0
13	Luke Clark	11	F	6-0	35	1.6	19	0.9	7	7	0
23	Darren Hill	12	G	5-9	18	1.4	4	0.3	3	2	0
24	Cougar Konzem	11	F	6-4	234	9.4	80	3.2	27	23	0
25	Maxamillian Parker	12	F	6-6	273	10.9	136	5.4	18	25	23
30	Dawson Thies	10	F	6-1	8	0.4	13	0.7	1	3	0
32	Jaxson Hamm	11	F	5-10	5	0.4	12	0.9	2	0	0

OGALLALA Indians | Orange/Black | 22-4

Superintendent: Gene Russell
Principal: John Byrn
Athletic Director: Scott Rezac
NSAA Team Enrollment: 136
Conference: Southwest
Head Coach: Andy Gillen
Assistant Coaches: Ryan Mumm,
 Chadd Marhenke, Ty Benson, Jeremy Smith
State Tournament Appearances: 25
Most Recent State Tournament: 2020
Runner-up: A/1955, A/1958, B/1992,
 C1/2020



Season Record 22-4

Lexington	W	79-42
Minden	W	60-41
Sterling, CO	L	48-57
Chase County	W	64-36
North Platte St. Patrick's	W	66-49
Gering	W	78-59
Hershey	W	78-30
Louisville	W	46-41
Nebraska City	W	51-48
Bridgeport	W	60-43
Cozad	W	63-49
Scottsbluff	L	51-76
Sidney	L	55-61
Valentine	W	73-29
Alliance	W	76-38
Ainsworth	W	67-43
Broken Bow	W	64-48
McCook	W	73-71
Minden	W	62-44
McCook	L	68-73
Broken Bow	W	60-37
Mitchell	W	85-38
Gothenburg	W	62-47
Chadron	W	60-47
Gordon-Rushville	W	60-49
Milford	W	70-60

No.	Name	GR	POS	HT	PTS	AVG	REB	AVG	AST	STL	BLK
0	Corbin Murphy	12	G	6-0	261	10.03	118	4.53	81	42	2
1	Caden Rezac	10	G	6-0	103	4.12	56	2.24	51	29	2
2	Caleb Castillo	10	G	6-0	5	.55	7	.77	2	3	0
3	Cameron Bush	12	G	6-2	135	5.19	74	2.84	31	28	5
4	Luke Hiltibrand	11	F	6-0	13	1.44	6	.66	2	4	0
5	Ian Shaw	11	G	6-0	126	4.84	91	3.5	69	43	1
10	Jackton Rezac	10	G	5-10	11	1.22	6	.66	3	2	0
11	Jace Richter	12	F	6-0	31	2.8	28	2.54	6	9	0
12	Colton Knispel	11	F	6-4	21	2.1	11	1.1	2	3	0
13	Jake Hiltibrand	12	F	6-0	129	4.96	90	3.46	12	15	1
22	Jeron Gager	11	G	5-10	452	17.38	64	2.46	59	65	0
31	Harrison Caskey	10	F	6-4	196	8.16	148	6.16	5	18	3
32	Race McClure	11	F	6-2	110	4.58	121	5.04	22	33	4
35	Ryder Smith	11	F	6-1	108	4.32	56	2.24	13	13	1

KEARNEY CATHOLIC Stars | Green/Gold | 25-1

Superintendent: Matt Rogers
Principal: Matt Rogers
Athletic Director: Rick Petri
NSAA Team Enrollment: 74
Conference: Centennial
Head Coach: Bob Langan
Assistant Coaches: Noah Valasek, Nathan Bahe, Sean Smith
State Tournament Appearances: 11
Most Recent State Tournament: 2021
State Championship Years: C1/2004



Season Record 25-1

Sutton	W	58-30
Holdrege	W	58-25
North Platte St. Patrick's	W	50-33
Ord	W	54-31
Ravenna	W	56-31
Hastings	W	53-33
Omaha Skutt Catholic	L	31-35
Boone Central	W	63-44
Amherst	W	55-41
York	W	56-44
Grand Island Central Catholic	W	49-41
North Platte	W	49-33
Lexington	W	63-33
Broken Bow	W	66-42
Hastings St. Cecilia	W	46-41
Aurora	W	53-40
Aquinas Catholic	W	66-32
Lincoln Lutheran	W	63-50
Omaha Concordia	W	46-40
Hastings St. Cecilia	W	53-45
Columbus Scotus	W	65-43
Lincoln Christian	W	43-31
Adams Central	W	46-32
Gothenburg	W	65-29
Minden	W	66-38
Chadron	W	77-37

No.	Name	GR	POS	HT	PTS	AVG	REB	AVG	AST	STL	BLK
3	Garret Schmaderer	12	G	6-3	221	8.5	142	5.5	57	58	16
5	Turner Plugge	12	G	6-2	255	9.8	93	3.6	50	62	5
10	Creighton Sharp	12	G	6-0	28	1.6	16	0.9	4	6	0
11	Landon Edeal	11	G	5-11	17	1.4	10	0.8	1	2	0
12	Jaden Seier	12	G	6-0	55	3.1	36	2.0	16	9	2
13	Mason Mandernach	12	F	6-4	147	5.9	81	3.2	19	19	14
14	Caleb O'Brien	11	G	6-1	3	0.2	14	0.9	5	2	0
22	Logan Roggasch	10	G	5-11	9	0.9	6	0.6	0	4	0
23	Koren Conrad	12	F	6-4	10	0.7	12	0.8	1	2	1
24	Carson Murphy	10	G	5-10	13	0.9	11	0.7	3	3	0
30	Dylan Merz	12	C	6-5	209	8.0	112	4.3	37	23	10
32	Brett Mahony	12	G	6-4	440	17.6	154	6.2	71	46	11
33	Brant Christner	10	G	5-11	16	1.0	26	1.6	13	4	0
34	Quinten Hogeland	11	F	6-3	21	1.0	26	1.3	12	10	2

WAYNE Blue Devils | Blue/White | 24-3

Superintendent: Dr. Mark Lenihan
Principal: Tucker Hight
Athletic Director: Dave Wragge
NSAA Team Enrollment: 110
Conference: Mid-State
Head Coach: Rob Sweetland
Assistant Coaches: Adam Hoffman, Wes Blecke, Matt Ley
State Tournament Appearances: 31
Most Recent State Tournament: 2021
State Championship Years: H/1919, B/1942, B/1956
Runner-up: B/1944, B/1951




Season Record 24-3

Battle Creek	W	69-44
Ponca	W	38-20
Wakefield	W	66-58
Columbus Lakeview	W	68-38
Wisner-Pilger	W	57-39
O'Neill	W	47-35
Guardian Angels Central Catholic	W	48-25
Winnebago	W	86-53
Pierce	W	42-22
Hartington Cedar Catholic	W	32-31
Norfolk Catholic	L	26-38
Boone Central	W	58-43
Laurel-Concord-Coleridge	W	51-39
North Bend Central	W	50-48
Boys Town	W	79-61
Crofton	W	68-33
Hartington Cedar Catholic	L	32-35
Wahoo	W	53-50
West Point-Beemer	W	53-38
Battle Creek	W	58-42
O'Neill	W	53-42
Norfolk Catholic	W	51-47
Seward	L	51-55
Pierce	W	44-38
BRLD	W	61-23
West Point-Beemer	W	53-32
O'Neill	W	54-38

No.	Name	GR	POS	HT	PTS	AVG	REB	AVG	AST	STL	BLK
0	Caiden Backer	10	G	5-10	5	.2	5	.2	2	0	1
1	Jacob Phelps	11	G	5-11	125	4.8	66	2.5	55	32	3
2	Kaleb Moormeier	10	G	5-9	2	.1	5	.2	0	0	0
5	Carter Junck	11	F	6-3	132	4.9	60	2.2	9	9	9
10	Braydn McCorkindale	11	G	5-9	0	0	0	0	0	0	0
11	Yair Alcantara Jr	12	G	6-1	7	.3	8	.3	1	1	0
12	Colson Nelsen	9	G	5-9	79	3.3	15	.5	15	14	1
14	Devin Anderson	10	G	5-11	7	.3	3	.2	1	0	0
15	Brandon Bartos	12	G	5-11	282	10.4	91	3.4	49	29	18
24	Tanner Walling	12	G	5-11	296	11.0	122	4.5	43	34	3
35	Sedjro Agoumba	11	F	6-3	179	6.6	110	4.1	40	49	30
42	Daniel Judd	11	C	6-4	258	9.6	132	4.9	35	11	20
52	Camron Weaselhead	12	C	6-5	76	3.5	74	3.4	3	3	2

2020 TEAM CHAMPIONS



CLASS A
Millard North



CLASS B
Beatrice



CLASS C1
Auburn

2020 TEAM CHAMPIONS

CLASS C2

Grand Island
Central Catholic



CLASS D1

Humphrey/
Lindsay
Holy Family



CLASS D2

Falls City
Sacred Heart



REIMAGINE LINCOLN



LINCOLN[™]
CONVENTION
AND VISITORS
BUREAU

[LINCOLN.ORG/VISIT](https://lincoln.org/visit)

FIND YOUR HAPPY PLACE IN LINCOLN, NEBRASKA

After the final points, explore the eclectic mix of food, culture and fun that Lincoln has to offer.

CLASS C2

NSAA Boys Basketball Bracket

Lincoln Northeast • March 7 • 6:00 pm

#1 Freeman
Falcons (24-2) 46.0769

vs.

#8 Amherst
Broncos (22-4) 44.7308

Lincoln Northeast • March 7 • 7:45 pm

#4 Grand Island Central Catholic
Crusaders (22-3) 45.7200

vs.

#5 Doniphan-Trumbull
Cardinals (21-3) 45.5833

Lincoln Northeast • March 7 • 1:30 pm

#2 Hartington Cedar Catholic
Trojans (23-4) 46.0741

vs.

#7 Norfolk Catholic
Knights (21-4) 45.2800

Lincoln Northeast • March 7 • 3:15 pm

#3 Humphrey/Lindsay Holy Family
Bulldogs (25-1) 46.0000

vs.

#6 Howells-Dodge
Jaguars (23-3) 44.5455

Semifinals
Devaney Sports Center • March 9 • 1:30 pm

Winner
Game 1

Winner
Game 2

Finals
Pinnacle Bank Arena • March 11 • 4:00 pm

Winner
Game 5

Winner
Game 6

Champion

Semifinals
Devaney Sports Center • March 9 • 3:15 pm

Winner
Game 3

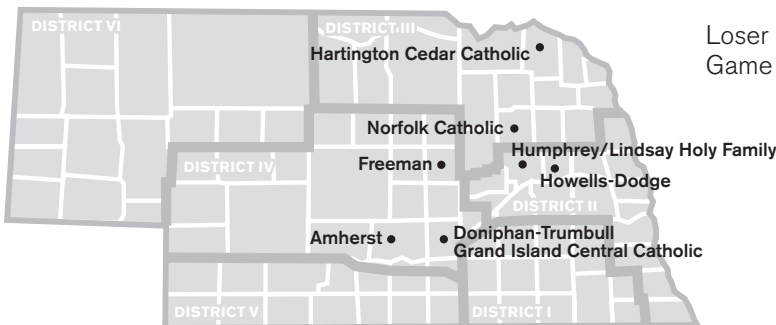
Winner
Game 4

Consolation
Lincoln High • March 10 • 9:00 am

Loser
Game 5

Loser
Game 6

Third Place



FREEMAN Falcons | Navy/Silver/N. Carolina Blue | 24-2

Superintendent: Andrew Havelka
Principal: Jeremy Schroeder
Athletic Director: Jeremy Schroeder
NSAA Team Enrollment: 43
Conference: East Central
 Nebraska/MUDECAS
Head Coach: Jim McLaughlin
Assistant Coaches: Bob Bargen, Lucas Laffin
State Tournament Appearances: 11
Most Recent State Tournament: 2021
State Championship Years: D1/2010
Runner-up: C2/2009, C2/2015



Season Record 24-2

Palmyra	W	40-36
Norris	W	57-43
Fillmore Central	W	46-32
Falls City	W	58-24
Humboldt-Table Rock-Steinauer	W	47-32
Auburn	L	22-42
Johnson County Central	W	43-33
Syracuse	W	55-41
Falls City Sacred Heart	W	35-34
Southern	W	66-42
Tri County	W	55-33
Southern	W	52-29
Tri County	W	46-35
Palmyra	W	57-45
Malcolm	W	46-39
Wilber-Clatonia	W	55-18
Elmwood-Murdock	W	49-28
Diller-Odell	W	57-18
Elmwood-Murdock	W	42-26
Malcolm	W	68-42
Auburn	L	21-28
Johnson-Brock	W	67-33
Sterling	W	55-12
Southern	W	50-41
Johnson County Central	W	54-39
Oakland-Craig	W	54-32

No.	Name	GR	POS	HT	PTS	AVG	REB	AVG	AST	STL	BLK
2	Taylan Vetrovsky	11	G	6-3	245	9.4	155	6.0	87	73	12
5	Brandon Jurgens	11	G	5-11	59	2.3	23	.9	28	23	0
10	Hudson Vetrovsky	9	G	5-7	7	.4	7	.4	2	2	0
20	Trevor Reed	9	G	5-8	4	.2	2	.1	2	2	0
22	Carter Niles	11	G	6-3	266	10.2	110	4.2	44	39	2
25	Hayden Jennings	10	G	6-0	40	1.5	13	.5	17	10	1
31	Kolby Mahler	10	F	5-11	22	1.3	7	.4	0	1	1
32	Carter Ruse	11	F	6-2	534	20.5	168	6.5	43	61	6
41	Elijah Delhay	11	F	6-3	96	3.7	77	3.0	39	25	7
52	Kellen Anderson	10	F	6-5	24	1.3	14	.7	1	0	2

AMHERST Broncos | Scarlet/Silver Grey | 22-4

Superintendent: Matt Gordon
Principal: Roger Thomsen
Athletic Director: Nathan Dietz
NSAA Team Enrollment: 58
Conference: Fort Kearny
Head Coach: Eric Rippen
Assistant Coaches: Les Adelung, Jalen Hueser, Nathan Lowther
State Tournament Appearances: 10
Most Recent State Tournament: 2017
Runner-up: D/1960, D2/1987



Season Record 22-4

Ravenna	W	61-44
South Loup (Callaway/Arnold)	W	59-37
Loomis	W	65-40
Arcadia/Loup City	W	51-28
Axtell	W	61-45
Central City	W	70-46
Gothenburg	W	69-57
Kearney Catholic	L	41-55
Hastings St. Cecilia	L	35-48
Wood River	L	43-47
Ansley-Litchfield	W	66-51
Overton	W	72-48
Alma	W	74-32
Pleasanton	W	94-55
Gibbon	W	67-47
Wilcox-Hildreth	W	78-20
Hi-Line	W	85-46
Sumner-Eddyville-Miller	W	65-43
Hi-Line	W	73-39
Elm Creek	W	68-33
Loomis	W	75-53
Elm Creek	W	52-34
Broken Bow	W	65-54
Doniphan-Trumbull	W	45-35
Grand Island Central Catholic	L	38-47
Hastings St. Cecilia	W	62-45

No.	Name	GR	POS	HT	PTS	AVG	REB	AVG	AST	STL	BLK
1	Austin Adelung	10	G	5-10	191	7.6	38	1.5	30	21	1
2	Kobe Jones	10	G	5-10	22	1.5	10	1	5	2	0
3	Nolan Eloe	11	G	6-0	244	10	63	2.5	55	30	1
5	Reilly Fisher	11	G	6-0	55	2.4	26	1.1	27	15	2
10	Keagan Killin	11	G	5-10	33	2	20	1.3	6	13	0
11	Joshua Klingelhofer	12	C	6-5	213	9	180	7.5	31	21	23
12	Ethan Eloe	12	G	5-11	243	10	34	1.4	31	58	4
14	Carter Riessland	10	C	6-3	78	3	80	3.2	16	13	5
20	Josiah Fader	10	G	5-10	6	1	4	.5	2	2	1
21	Scout Simmons	11	G	6-2	177	7	149	6	157	45	4
22	Kyler Jones	9	G	5-8	6	1	5	1	0	2	0
23	Tayje Hadwiger	10	F	6-4	300	12	150	6	47	28	36
32	Cooper Trampe	10	G	5-10	2	.3	6	1	1	1	0

GRAND ISLAND CENTRAL CATHOLIC Crusaders | Columbia Blue/Navy Blue/White | 22-3

Superintendent: Jordan Engle
Principal: Jordan Engle
Athletic Director: Dick Ross
NSAA Team Enrollment: 55
Conference: Centennial West
Head Coach: Tino Martinez
Assistant Coaches: Rob Micek, Brady Brokaw, Terry Fredrickson, Howard Schumann
State Tournament Appearances: 21
Most Recent State Tournament: 2021
State Championship Years: C1/2000, C2/2021
Runner-up: C2/2008, C2/2020



Season Record 22-3

Lincoln Lutheran	W	61-45
Omaha Gross Catholic	W	65-40
Columbus Scotus	W	49-40
Mount Michael Benedictine	W	47-35
Lincoln Christian	W	52-43
Hastings	W	56-42
Seward	W	52-42
Osceola	W	64-42
St. Mary's	W	58-50
Kearney Catholic	L	41-49
Doniphan-Trumbull	W	51-39
York	L	33-44
Aquinas Catholic	W	63-40
Adams Central	W	48-40
Bishop Neumann	W	51-34
Hastings St. Cecilia	L	42-58
Cozad	W	65-50
Lexington	W	69-37
Hastings St. Cecilia	W	58-31
Elkhorn North	W	52-47
St. Paul	W	42-34
Northwest	W	53-39
Arcadia/Loup City	W	57-37
Amherst	W	47-38
Heartland	W	61-41

No.	Name	GR	POS	HT	PTS	AVG	REB	AVG	AST	STL	BLK
5	John Kenna	11	F	5-11	2	0.1	7	0.4	5	2	1
13	Wargak Tut	12	F	6-2	5	0.4	1	0.1	1	0	0
15	Brayton Johnson	12	G	6-0	118	4.7	54	2.2	50	34	1
21	Zackary Corey	11	G	5-11	2	0.2	9	0.9	0	1	0
23	Jacob Stegman	11	G	6-1	13	0.7	22	1.2	4	1	0
25	Alex King	12	G	6-0	13	0.7	11	0.6	4	4	0
31	Isaac Herbek	12	G	6-3	408	16.3	95	3.8	49	30	4
33	Marcus Lowry	12	F	6-3	353	14.1	143	5.7	64	37	11
35	Ishmael Nadir	11	G	5-11	123	4.9	69	2.8	33	20	2
41	Gil Jengmer	12	C	6-8	281	11.2	201	8.0	14	16	28
43	Bowdie Fox	11	C	6-7	11	0.6	17	1.0	2	1	4
45	Payton Gangwish	12	F	6-3	8	0.6	11	0.8	0	0	0

DONIPHAN-TRUMBULL Cardinals | Red/Black/White | 21-3

Superintendent: Jeremy Braden
Principal: Michaela Goracke
Athletic Director: Tyler Mogilefsky
NSAA Team Enrollment: 45
Conference: LouPlatte
Head Coach: Kelan Buhr
Assistant Coaches: Jeff Barnes, Ben Gehring, Ben Turner
State Tournament Appearances: 3
Most Recent State Tournament: 2020




Season Record 21-3

Blue Hill	W	71-47
St. Paul	W	46-40
Hastings St. Cecilia	W	54-39
Kenesaw	W	58-31
Deshler	W	63-40
Central City	W	59-50
Sandy Creek	W	62-48
Heartland	W	52-40
Ravenna	W	58-30
Grand Island Central Catholic	L	39-51
Centura	W	61-44
Adams Central	W	64-56
Superior	W	51-33
Ord	W	56-34
Gibbon	W	47-38
Ord	W	57-38
Centura	W	55-42
Central City	L	46-49
Thayer Central	W	53-35
Wood River	W	55-42
Osceola	W	70-59
Arcadia/Loup City	W	44-33
Amherst	L	35-45
Bridgeport	W	60-41

No.	Name	GR	POS	HT	PTS	AVG	REB	AVG	AST	STL	BLK
0	Ethan Smith	12	G	6-1	294	12.3	116	4.8	59	42	9
2	Kaedan Detamore	10	G	5-7	95	4	39	1.6	19	27	0
4	Nathan Collinson	9	G/F	5-10	0	0	0	0	0	0	0
5	Myles Sadd	12	G	5-10	214	9.3	133	5.8	72	56	23
10	Blake Detamore	12	G	5-7	267	11.1	66	2.7	39	38	4
11	Jacob Collinson	10	G/F	6-3	3	.3	6	.6	2	0	1
14	Benjamin VanDiest	10	F	6-0	3	.4	5	.6	1	1	0
15	Owen Schultz	10	G	6-1	0	0	0	0	0	0	0
21	Carter Schultz	12	G	5-9	0	0	4	.3	0	3	1
22	Tycen Bennett	9	G	5-7	1	.2	1	.2	0	1	0
23	Andrew Stock	12	F	6-1	241	10	137	5.7	25	27	3
24	Masin Lang	11	F	5-9	0	0	0	0	0	0	0
33	Christopher Uhrich	12	C	6-2	23	1	35	1.5	1	3	3
44	Jaden Williams	10	G/F	6-1	175	7.3	95	4	30	32	16

HARTINGTON CEDAR CATHOLIC Trojans | Red/White | 23-4

Superintendent: Fr. Owen Korte
Principal: Christopher Uttecht
Athletic Director: Chad Cattau
NSAA Team Enrollment: 54
Conference: Mid-State
Head Coach: Matt Steffen
Assistant Coaches: Rick Kuehn, Taylor Johnson, Noah Pelan
State Tournament Appearances: 21
Most Recent State Tournament: 2021
State Championship Years: B/1980, B/1984
Runner-up: C1/1991, B/1993




Season Record 23-4

Boone Central	W	69-66
BRLD	W	60-18
Crofton	W	66-25
Omaha Roncalli Catholic	L	40-56
Parkview Christian	W	73-45
Homer	W	81-28
Auburn	W	71-69
Wayne	L	31-32
South Sioux City	W	53-43
Osmond	W	54-15
Laurel-Concord-Coleridge	W	55-44
Wynot	W	60-49
Dakota Valley, SD	L	43-65
Pierce	W	63-57
Wayne	W	35-32
Guardian Angels Central Catholic	W	56-38
O'Neill	W	51-49
Ponca	W	56-44
Boone Central	W	55-53
Norfolk Catholic	L	45-56
O'Neill	W	63-59
Homer	W	79-38
Battle Creek	W	59-39
Norfolk Catholic	W	48-44
Ponca	W	51-30
Hartington-Newcastle	W	55-36
North Central	W	75-42

No.	Name	GR	POS	HT	PTS	AVG	REB	AVG	AST	STL	BLK
2	Tate Thoene	12	G	5-11	248	9.3	106	4	43	64	2
3	Blake Arens	12	G	5-8	6	.4	11	.7	2	2	0
5	Grant Arens	11	G	6-1	99	3.8	63	2.4	23	24	13
11	Ty Thoene	10	G	5-9	6	.5	4	.4	1	4	0
12	Andrew Jones	11	F	6-2	104	4	48	1.8	11	37	2
13	Brett Kleinschmit	11	F	6-0	64	2.4	46	1.8	14	26	1
15	Carson Arens	11	G	6-1	203	7.6	121	4.6	39	57	5
21	Tyan Baller	11	F	6-0	6	.5	6	.5	0	2	0
23	Carter Arens	12	F	6-3	231	8.6	106	4	18	35	22
24	Jaxson Bernecker	11	F	6-5	391	14.5	213	8	38	36	22
25	Parker Albers	12	F	6-0	7	.9	4	.5	3	0	0
33	Nolan Becker	9	F	6-0	111	4.3	31	1.2	8	10	0
35	Ethan Becker	12	F	6-0	53	2.1	39	1.5	18	8	0
44	Isaac Kuehn	11	F	6-2	14	1	18	1	1	2	1

NORFOLK CATHOLIC Knights | Red/White | 21-4

Superintendent: Fr. Pat McLaughlin
Principal: Amy Wattier
Athletic Director: Jeff Bellar
NSAA Team Enrollment: 57
Conference: Mid-State
Head Coach: Kevin Manzer
Assistant Coaches: Jared Jansen, Nick Beau, Tanner Miller, Derek Michelson
State Tournament Appearances: 21
Most Recent State Tournament: 2012
State Championship Years: C2/2011
Runner-up: C/1972



Season Record 21-4

Omaha Gross Catholic	L	36-37
Lincoln Lutheran	W	53-37
Battle Creek	W	49-36
Boone Central	W	57-39
Bishop Neumann	W	52-41
Winnepago	W	75-41
Ainsworth	W	71-31
Battle Creek	W	55-39
Wayne	W	38-26
Columbus Scotus	W	58-33
Crofton	W	74-37
Pierce	W	46-35
Lutheran High Northeast	W	51-42
Neligh-Oakdale	W	61-37
O'Neill	L	54-57
Humphrey St. Francis	W	70-33
Guardian Angels Central Catholic	W	75-45
Hartington Cedar Catholic	W	56-45
Wayne	L	47-51
Guardian Angels Central Catholic	W	63-26
Aquinas Catholic	W	66-31
Hartington Cedar Catholic	L	44-48
Lutheran High Northeast	W	54-46
Humphrey/Lindsay Holy Family	W	39-36
Palmyra	W	56-46

No.	Name	GR	POS	HT	PTS	AVG	REB	AVG	AST	STL	BLK
0	Mason Timmerman	11	G	5-10	101	4	53	2.1	76	55	0
2	Brennen Kelley	12	G	6-2	335	13.4	56	2.2	30	58	8
3	Preston Burbach	12	F	6-6	164	6.5	100	4	110	39	3
4	Carter Janssen	10	G	6-1	13	.5	21	.8	5	4	1
5	Maxwell Hammond	9	G	6-0	4	.1	6	.1	2	2	0
11	Ben Hammond	12	F	6-4	280	11.2	85	3.4	23	51	6
13	Triston Hoelsing	11	G	5-10	0	0	0	0	0	0	0
22	Preston Bamsey	12	G	6-1	17	.68	10	.4	1	0	0
23	Karter Kerkman	11	G	6-1	74	3	39	1.5	26	14	1
24	Eli Pfeifer	12	G	6-3	19	.8	9	.3	6	7	2
32	Kade Pieper	11	F	6-5	220	8.8	180	7.2	20	21	8
35	Tyler Gaspers	12	F	6-1	2	.1	4	.1	1	0	0
42	Nolan Fennessy	10	F	6-5	156	6.2	112	4.4	9	10	11

HUMPHREY/LINDSAY HOLY FAMILY Bulldogs | Red/White/Blue | 25-1

Superintendents: Greg Sjuts, Fr. Eric Olsen,
Principals: Brandon Kirby, Andy Bishop
Athletic Directora: Kandee Hanzel,
 Chelsea Preister
NSAA Team Enrollment: 40
Conference: East Husker
Head Coach: Joe Hesse
Assistant Coaches: Tom Meyer, Travis Friesen
State Tournament Appearances: 4
Most Recent State Tournament: 2021
State Championship Years: D1/2019,
 D1/2021



Season Record 25-1

Clarkson/Leigh	W	61-31
Battle Creek	W	70-44
Pender	W	73-29
Lutheran High Northeast	W	67-49
Boone Central	W	62-43
Columbus Scotus	W	70-43
Guardian Angels Central Catholic	W	73-24
North Bend Central	W	63-44
Stanton	W	66-51
Wisner-Pilger	W	67-39
Neligh-Oakdale	W	71-36
Summerland	W	76-27
Howells-Dodge	W	47-45
Madison	W	73-34
BRLD	W	75-40
Oakland-Craig	W	47-34
Elgin Public/Pope John	W	67-50
Stanton	W	73-51
Wisner-Pilger	W	52-48
Howells-Dodge	W	54-38
Twin River	W	58-31
Milford	W	59-44
Plainview	W	70-27
Elkhorn Valley	W	69-45
Norfolk Catholic	L	36-39
Maxwell	W	81-33

No.	Name	GR	POS	HT	PTS	AVG	REB	AVG	AST	STL	BLK
2	Jett Spier	12	G	5-9	99	3.8	34	1.3	33	25	0
3	Easton Baumgart	10	G	5-9	50	2.0	34	1.4	17	26	0
4	Randal Gronenthal	11	G	5-8	35	2.2	12	0.8	2	13	0
5	Seth Wiese	11	G	5-9	17	1.1	11	0.7	6	4	0
10	Kyle Preister	12	F	6-5	122	4.9	58	2.3	12	14	15
12	Cooper Beller	12	G	6-1	222	8.5	101	3.9	55	64	4
13	Alex Schemek	12	F	5-11	9	0.5	9	0.5	3	3	1
15	Sage Frauendorfer	11	G	6-2	224	9.0	86	3.4	17	33	4
21	Paxton Bertrand	12	C	6-3	21	1.1	38	2.0	4	8	3
22	Jason Sjuts	12	G	6-5	311	12.0	87	3.3	122	72	8
24	Jacob Sjuts	12	F	6-5	392	15.1	213	8.2	142	72	34
30	Ashton Sims	12	F	6-0	13	1.0	10	0.8	4	10	4
32	Ethan Keller	12	C	6-4	132	6.0	116	5.3	27	25	4
34	Dawson Freudenburg	12	C	5-7	8	0.5	9	0.5	1	0	1

HOWELLS-DODGE Jaguars | Forest Green/Black/Silver | 23-3

Superintendent: Mark Ernst
Principal: Jordan Brabec
Athletic Director: Jordan Brabec
NSAA Team Enrollment: 39
Conference: East Husker
Head Coach: Kevin Janata
Assistant Coaches: Jordan Brabec,
 Bryan Ruzek, Connor Blum
State Tournament Appearances: 5
Most Recent State Tournament: 2021
State Championship Years: D1/2013
Runner-up: D1/2021



Season Record 23-3

Pierce	W	54-42
Stanton	W	60-45
Aquinas Catholic	W	60-47
Oakland-Craig	W	60-54
West Point-Beemer	W	64-42
BRLD	W	74-37
Clarkson/Leigh	L	42-45
Centura	W	49-39
Fort Calhoun	W	70-60
Humphrey St. Francis	W	69-47
Guardian Angels Central Catholic	W	68-49
Wisner-Pilger	W	59-51
Mead	W	59-47
Humphrey/Lindsay Holy Family	L	45-47
Tekamah-Herman	W	87-45
Pender	W	62-31
Battle Creek	W	59-35
Oakland-Craig	W	55-43
West Point-Beemer	W	67-49
Humphrey/Lindsay Holy Family	L	38-54
Twin River	W	63-24
North Bend Central	W	50-47
Lutheran High Northeast	W	60-52
Tri County Northeast	W	82-41
Wakefield	W	68-51
Cross County	W	63-47

No.	Name	GR	POS	HT	PTS	AVG	REB	AVG	AST	STL	BLK
3	Lance Brester	11	G	6-3	220	8.5	127	4.8	50	45	26
4	Aiden Meyer	11	F	6-3	91	3.5	70	2.7	5	13	8
10	Oscar Dominguez	10	G	6-2	8	0	4	0	0	0	0
12	Colton Klosen	10	G	6-0	44	1.7	55	2.1	27	12	1
14	Gavin Nelson	12	G	6-0	226	9.04	55	2.2	69	36	2
20	Brittin Sindelar	11	G	5-8	26	1	11	.5	13	11	0
21	Kellen Fiala	11	G	5-7	21	3	3	.5	2	2	0
22	Richard Bayer	12	F	6-2	276	10.6	160	6.15	40	23	20
23	Blake Sindelar	12	G	6-3	530	20.3	189	7.3	177	49	14
24	Aandy Dominguez	11	F	5-11	124	4.8	92	3.5	29	25	11
30	Carson Heard	9	G	5-8	0	0	0	0	0	0	0
32	Connor Kreikemeier	10	F	6-1	20	0	7	0	1	2	0
42	Rylan Nelson	10	G	6-0	3	3	0	0	0	0	0
44	Nathan Hegemann	10	F	6-4	4	.5	8	0	1	0	1



REGISTER ONLINE!

2022 MAYB SCHEDULE

ALL REGIONAL EVENTS POSTED ONLINE AT MAYB.COM

WINTER FINALE

MARCH 26-27
WICHITA, KS

SUMMER KICKOFF

JUNE 10-12
WICHITA, KS

MAYB NATIONAL CHAMPIONSHIP

BOYS NATIONALS AUGUST 4-7 WICHITA, KS
GIRLS NATIONALS NORTH JULY 29-31 OMAHA, NE
GIRLS NATIONALS SOUTH AUGUST 5-7 OKLAHOMA CITY, OK

1A/2A/3A/4A CHAMPIONSHIPS

JUNE 4-5 WICHITA, KS
HIGH SCHOOL TEAMS ONLY

COLLEGE EXPOSURE DATES

GIRLS EXPOSURE APRIL 2-3 WICHITA KS
BOYS D1 EXPOSURE JULY 10-11 WICHITA KS
GIRLS D1 EXPOSURE JULY 20-21 WICHITA KS

2309 S. KANSAS AVE. NEWTON KS 67114
OFFICE: 316-284-0354 EMAIL: MAYB@MAYB.COM

WWW.MAYB.COM



ATTENTION Basketball Coaches...

WE INVITE YOU TO BECOME STRONGER LEADERS, ACCESS THE LATEST TECHNOLOGY, AND LEARN FROM FELLOW COACHES AT OUR

BASKETBALL COACHES CLINIC

**MARCH 19, 2022
ASHLAND, NEBRASKA**



LOCATION: Ashland Greenwood High School, 1842 Furnas St, Ashland, NE 68003

#POWEREDUP

Coaches Clinic

High caliber coaches present a wealth of experience and success on the topics of offense, defense, culture, and more!



CHALK TALK



QUALITY MATERIAL



SPECIAL SESSIONS



FREE SWAG

ATTEND
IN-PERSON
OR
VIRTUALLY

SPEAKERS

Josh Luedtke - Head Basketball Coach, Creighton Prep (NE)
With 14 State Championship appearances in 19 years and 3 State Championship titles, Luedtke is the all time winningest coach at Creighton Prep.

John Miller - Head Basketball Coach, Stuart HS (NE)
With over 40 years coaching, Nebraska Coaching Hall of Fame Inductee, Miller holds 6 State Championships and over 750 career wins.

Kelly Cooksley - Head Girls Basketball Coach, Broken Bow HS (NE)
In just 15 years of coaching, Cooksley boasts over 200 career wins and 5 Conference Championship titles.

PJ Quinn - Head Basketball Coach, Mead HS (NE)
Coaching for over 20 years, Quinn has coached teams into multiple State Championship games in addition to coaching a couple statewide All Star teams.

Jimmy Motz - Head Basketball Coach, Norris (NE)
Former Creighton Basketball Player, D-2 State Championship Coach and Coach of the Year, Jimmy Motz, is starting his 15th season, coaching basketball, with 177 career wins.

AND MORE!



EXCLUSIVE OFFER!
Save \$10 when you sign up by March 17th and use code: **"StateBasketball"**



SIGN UP NOW

SIGN UP AT POWEREDUPCLINICS.COM

☎ 800.496.4290



Public Transit



APRIL 17-23, 2022

Public transit is available in 86 of Nebraska's 93 counties.

Public transit agencies serve their communities by getting residents to



MEDICAL FACILITIES



GROCERY STORES




PLACES OF WORK



SCHOOLS

Visit nebraskatransit.com to find a transit agency near you!

RESPECT THE REF



**Cheer loud and proud
for your team but
please be respectful
and let the officials do
their job.**

Using #NSAARespectTheRef, tweet @nsaahome how your school is respecting the referees.

Interested in becoming an NSAA official? Head over to nsaahome.org for more information.



CLASS D1

NSAA Boys Basketball Bracket

Lincoln North Star • March 7 • 9:00 am

#1 North Platte St. Patrick's
Irish (23-2) 46.0000

vs.

#8 Lourdes Central Catholic
Knights (15-10) 42.6000

Lincoln North Star • March 7 • 10:45 am

#4 Elgin Public/Pope John
Wolfpack (21-5) 44.0000

vs.

#5 Burwell
Longhorns (23-3) 43.9231

Lincoln North Star • March 7 • 1:30 pm

#2 Dundy County Stratton
Tigers (23-3) 45.5000

vs.

#7 Mead
Raiders (16-10) 43.0000

Lincoln North Star • March 7 • 3:15 pm

#3 Loomis
Wolves (22-4) 45.2308

vs.

#6 Riverside
Chargers (20-6) 44.2500

Semifinals
Devaney Sports Center • March 9 • 9:00 am

Winner Game 1

Winner Game 2

Finals
Pinnacle Bank Arena • March 11 • 9:00 am

Winner Game 5

Winner Game 6

Semifinals
Devaney Sports Center • March 9 • 10:45 am

Winner Game 3

Winner Game 4

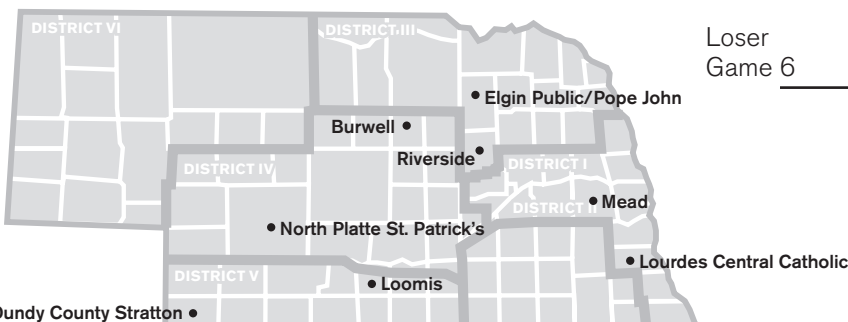
Consolation
Lincoln High • March 10 • 3:00 pm

Loser Game 5

Loser Game 6


Champion

Third Place



NORTH PLATTE ST. PATRICK'S Irish/Lady Irish | Green/Gold | 23-2

Superintendent: Kevin Dodson
Principal: Matt Irish
Athletic Director: Kevin Dodson
NSAA Team Enrollment: 37
Conference: South Platte Valley
Head Coach: William O'Malley
Assistant Coach: Brendan Lynes
State Tournament Appearances: 15
Most Recent State Tournament: 2021
State Championship Years: D/1928



Season Record 23-2

Sutherland	W	48-18
Kearney Catholic	L	33-50
Maxwell	W	66-48
Hershey	W	67-27
Ogallala	L	49-66
Gothenburg	W	52-43
Arapahoe	W	62-23
Blue Hill	W	68-32
Bridgeport	W	72-50
Anselmo-Merna	W	69-37
Perkins County	W	68-45
Cozad	W	63-41
Mullen	W	56-44
Overton	W	77-21
Chase County	W	75-37
Bridgeport	W	73-41
Kimball	W	60-12
Chase County	W	68-36
Cambridge	W	84-35
Dundy County Stratton	W	70-55
Hershey	W	51-47
Paxton	W	63-33
South Loup (Callaway/Arnold)	W	72-27
Anselmo-Merna	W	59-37
Ansley-Litchfield	W	55-39

No.	Name	GR	POS	HT	PTS	AVG	REB	AVG	AST	STL	BLK
0	James Heirigs	10	F	5-10	8	.8	7	.7	1	5	0
1	Andrew Brosius	11	G	5-11	90	3.6	45	1.8	32	19	1
2	Jack Heiss	12	G	6-1	520	20.8	149	6.0	71	84	20
11	Logan Winder	9	F	6-1	6	.8	7	.9	2	2	0
12	Zarek Branch	11	G	5-11	40	2	42	2.1	30	31	1
20	Samuel Troshynski	10	G	5-11	101	4.0	53	2.1	101	30	0
22	Connor Hasenauer	12	F	5-10	39	1.6	25	1.0	30	17	0
23	William Moats	11	F	6-0	104	4.3	68	2.8	42	40	8
32	Jackson Roberts	10	F	6-1	105	4.8	68	3.1	6	14	4
41	Thomas Gale	10	G	5-10	18	1.3	12	.9	4	2	0
44	Seth Engler	11	C	6-2	30	1.7	41	2.3	4	2	3
52	Brecken Erickson	10	F	6-3	349	14.0	224	9.0	36	48	22
55	Caleb Munson	12	C	6-3	164	6.6	137	5.5	25	25	23

LOURDES CENTRAL CATHOLIC Knights | Royal Blue/White/Black | 15-10

Superintendent: Fr. Jonathan Haschke
Principal: Curt Feilmeier
Athletic Director: Jon Borer
NSAA Team Enrollment: 33
Conference: Pioneer
Head Coach: Trevor Krenk
Assistant Coaches: Thomas Trice, Evan Cox
State Tournament Appearances: 8
Most Recent State Tournament: 2019
State Championship Years: D1/2016, D1/2017, D1/2018



Season Record 15-10

Lincoln Christian	L	51-59
Elmwood-Murdock	W	40-27
Humboldt-Table Rock-Steinauer	W	47-33
Pawnee City	W	60-27
Archbishop Bergan	W	55-42
Falls City Sacred Heart	L	26-43
Syracuse	W	38-33
Bishop Neumann	W	62-43
Johnson-Brock	W	42-38
Falls City	L	34-45
Auburn	L	47-55
Sidney, IA	W	67-39
Bennington	L	55-69
Lewiston	W	57-20
Sterling	W	61-40
Friend	W	56-51
Tri County	L	31-47
Johnson-Brock	L	41-44
Omaha Brownell Talbot	W	46-28
Boys Town	L	56-62
Lincoln Lutheran	L	52-59
Falls City Sacred Heart	L	33-63
Thayer Central	W	55-33
Humboldt-Table Rock-Steinauer	W	52-31
Ainsworth	W	67-52

No.	Name	GR	POS	HT	PTS	AVG	REB	AVG	AST	STL	BLK
10	Hayden Beccard	12	G	5-10	27	1.08	22	.88	17	2	0
12	Caleb Howard	12	G	5-11	6	.24	9	.36	3	1	0
15	Blake Miller	12	F	6-1	387	15.48	120	4.8	31	52	21
20	Beau Lee	12	G	6-1	326	13.04	95	3.8	26	35	3
22	Vance Weninger	11	G	5-10	7	.28	7	.28	0	3	0
23	Rylan Esser	11	G	5-11	5	.2	6	.24	0	2	0
24	Joseph Kearney	12	G	5-9	119	4.76	62	2.48	65	28	6
32	Brady Schnitzer	9	G	5-9	3	.12	1	.04	1	1	0
33	John Bequette	12	F	6-1	2	.08	10	.4	0	2	0
35	Zachary Tesarek	12	G	6-	249	9.96	94	3.76	27	23	2
40	Nolan Beccard	10	G	5-10	10	.4	2	.08	0	1	0
42	Gabriel Baxa	9	F	6-3	2	.08	2	.08	1	1	0
45	Trevor Tesarek	9	G	5-9	1	.04	7	.28	0	1	0
52	William Funke	12	F	6-	76	3.04	80	3.2	35	9	7

ELGIN PUBLIC/POPE JOHN Wolfpack | Red/Black | 21-5

Superintendents: Mike Brockhaus,
Fr. John Norman
Principals: Greg Wemhoff, Lisa Schumacher
Athletic Directors: Michael Becker,
Julie Schiltmeyer
NSAA Team Enrollment: 29
Conference: Niobrara Valley
Head Coach: Michael Becker
Assistant Coaches: Matt Koeppel, Kyle Kallhoff
State Tournament Appearances: 1



Season Record 21-5

Riverside	W	68-64
Niobrara/Verdigre	W	72-46
Neligh-Oakdale	W	53-41
Wausa	W	61-49
Elkhorn Valley	L	42-53
Boyd County	W	56-51
Creighton	W	59-43
Madison	W	55-43
Riverside	W	54-51
Spalding Academy	W	67-41
Bloomfield	W	57-46
Fullerton	W	84-42
Stuart	W	58-48
Winside	W	71-28
Plainview	W	86-38
West Holt	L	40-55
Humphrey/Lindsay Holy Family	L	50-67
North Central	W	49-45
West Holt	W	50-32
St. Mary's	L	44-57
CWC	W	56-21
Summerland	W	73-38
St. Mary's	L	56-70
Osmond	W	85-53
Bloomfield	W	67-63
Maywood-Hayes Center	W	55-36

No.	Name	GR	POS	HT	PTS	AVG	REB	AVG	AST	STL	BLK
0	Blake Henn	10	C	6-3	161	6.2	52	2	8	16	5
1	Kellan Hoefler	9	G	5-6	0	0	0	0	0	0	0
2	Jackson Wemhoff	11	G	5-9	142	5.7	38	1.5	88	48	0
3	Gage Thiessen	10	G	6-0	128	4.9	65	2.5	18	26	5
4	Paiton Hoefler	11	G	6-1	381	14.7	91	3.5	57	52	0
5	Austin Good	11	G	5-10	105	4	34	1.3	34	26	3
10	Myles Kittelson	10	G	6-2	18	1	11	.6	6	4	0
12	Camryn Pelster	11	G	5-10	10	.6	7	.4	5	2	2
15	Nicolas Anderson	10	F	6-2	115	4.4	143	5.5	18	34	5
21	Colton Wright	12	F	6-4	348	13.4	200	7.7	39	52	18
23	Taylor Beckman	9	F	5-11	0	0	0	0	0	0	0
24	Corbin Kinney	11	F	6-0	0	0	0	0	0	0	0
30	Ethan Hinkle	11	C	6-2	10	.6	8	.5	0	2	0
33	Dylon Lueking	10	G	6-2	150	5.8	83	3.1	44	33	3

BURWELL Longhorns | Purple/White | 23-3

Superintendent: Darrin Max
Principal: Dan Maynard
Athletic Director: Kevin Carson
NSAA Team Enrollment: 35
Conference: Goldenrod
Head Coach: Adam Stolzer
Assistant Coach: Ty Chaffin
State Tournament Appearances: 21
Most Recent State Tournament: 2021
Runner-up: L/1923, B/1961



Season Record 23-3

Fullerton	W	74-34
North Central	W	57-21
Ravenna	W	67-39
West Holt	W	43-30
St. Edward	W	62-23
Anselmo-Merna	W	69-37
Elba	W	62-19
Axtell	W	59-50
Loomis	L	63-71
Ainsworth	L	56-61
Central Valley	W	63-28
Humphrey St. Francis	W	62-49
Riverside	W	70-55
Ord	W	70-62
St. Edward	W	77-24
Riverside	L	51-58
Spalding Academy	W	75-29
Palmer	W	93-14
Arcadia/Loup City	W	49-38
Spalding Academy	W	76-52
Nebraska Christian	W	60-38
Heartland Lutheran	W	83-41
Twin Loup	W	69-41
Boyd County	W	84-67
Ainsworth	W	67-65
Blue Hill	W	57-50

No.	Name	GR	POS	HT	PTS	AVG	REB	AVG	AST	STL	BLK
3	Dylan Larsen	10	G	5-7	10	0.6	7	0.4	1	2	0
4	Dillon Critel	12	G	6-0	660	25.4	169	6.5	91	87	18
5	Wryder Svoboda	10	F	6-1	145	5.6	164	6.3	82	25	20
10	Titus Gideon	11	G	5-11	145	5.6	60	2.3	64	26	4
11	Augustus Elliott	11	F	6-0	20	1.1	21	1.2	14	11	1
15	Hans Gideon	12	F	6-3	221	8.5	166	6.4	67	31	12
21	Miles Wright	10	G	5-10	6	0.3	11	0.6	5	4	0
24	Dillon Simpson	10	F	6-3	4	0.2	7	0.4	1	5	0
32	Devin Konicek	11	C	6-6	103	4.1	83	3.3	13	10	26
44	Carter Mann	12	C	6-4	404	15.5	245	9.4	63	20	51

DUNDY COUNTY STRATTON Tigers | Maroon/Gold/Blue/White | 22-3

Superintendent: Jackie Anderson
Principal: Ethan Sullivan
Athletic Director: Scott Lambley
NSAA Team Enrollment: 38
Conference: Republican Plains Activities Conference
Head Coach: Kris Freeland
Assistant Coaches: Jordan Stroup, Chris Watt, Mike Spargo
State Tournament Appearances: 4
Most Recent State Tournament: 2017



Season Record 22-3

Yuma, CO	L	48-65
Goodland, KS	W	56-53
Wauneta-Palisade	W	65-15
Maywood-Hayes Center	W	47-36
Hitchcock County	W	54-39
Atwood-Rawlins County, KS	W	67-34
Perkins County	W	65-42
Wauneta-Palisade	W	59-12
Mullen	L	48-49
Crawford	W	68-29
Chase County	W	59-36
Wray, CO	W	66-52
Hitchcock County	W	50-42
Wallace	W	63-50
Cambridge	W	73-26
Maywood-Hayes Center	W	71-46
Hitchcock County	W	70-40
Bertrand	W	42-30
Southwest	W	75-25
Hershey	W	68-63
North Platte St. Patrick's	L	55-70
Southern Valley	W	61-20
Medicine Valley	W	62-55
Wauneta-Palisade	W	70-29
Maywood-Hayes Center	W	62-50

No.	Name	GR	POS	HT	PTS	AVG	REB	AVG	AST	STL	BLK
2	Lane Brown	10	G	5-8	0	0	1	.25	2	1	0
3	Andrew Englot	11	G	6-0	150	6.0	71	2.84	24	43	19
5	Mark Nelms	12	G	6-2	337	13	84	3.2	42	76	12
10	Taos Dale	10	G	5-8	2	0.7	1	.50	0	1	0
11	Corbin Horner	11	G	5-9	125	4.8	99	3.8	60	76	2
12	Cheve Lutz	12	F	6-3	120	4.6	86	3.3	19	22	10
15	Alex Englot	11	G	5-10	97	3.7	59	2.3	43	34	18
20	Nolan Burrell	12	F	6-1	173	6.7	72	2.84	43	37	11
22	Bobby Schneider	12	G	5-11	18	0.8	9	0.5	5	8	0
23	Jackson Kerchal	10	C	6-4	297	11.4	162	6.2	25	32	45
24	Quade Myers	12	G	5-10	178	6.8	53	2.0	75	74	7
25	Brodie Rogers	10	G	5-9	2	0.2	2	1	1	0	0
30	Benjamin Aldridge	11	F	5-9	2	0.3	4	.7	1	0	0
44	Talan Riley	12	F	5-11	37	3.1	19	1.6	2	5	0

MEAD Raiders | Red/White | 16-10

Superintendent: P.J. Quinn
Principal: Darin Kovar
Athletic Director: Terry Hickman
NSAA Team Enrollment: 31
Conference: East Central Nebraska
Head Coach: PJ Quinn
Assistant Coaches: Randy Siske, Blaine Hilgenkamp
State Tournament Appearances: 25
Most Recent State Tournament: 2018
State Championship Years: F/1926, B/1932, B/1935, D1/2009
Runner-up: D2/2016, D2/2017



Season Record 16-10

Johnson County Central	W	59-34
Cornerstone Christian	W	65-20
Palmyra	L	60-63
Auburn	L	36-51
Omaha Brownell Talbot	W	48-41
East Butler	W	56-32
Milford	W	55-46
Cross County	W	48-41
Wood River	W	47-41
Cedar Bluffs	W	55-11
Yutan	L	45-52
Weeping Water	W	42-41
Howells-Dodge	L	47-59
Sterling	W	60-37
Malcolm	L	38-41
David City	W	60-33
Tekamah-Herman	L	36-50
Johnson County Central	L	37-43
Weeping Water	W	50-48
Palmyra	L	50-67
Elmwood-Murdock	W	46-29
Omaha Christian Academy	L	47-49
Johnson-Brock	L	37-43
Omaha Brownell Talbot	W	52-29
Weeping Water	W	45-43
Leyton	W	56-33

No.	Name	GR	POS	HT	PTS	AVG	REB	AVG	AST	STL	BLK
4	Branden Koranda	11	G	5-10	57	2.4	46	1.9	26	12	1
10	Luke Carritt	11	G	5-10	212	8.2	67	2.6	35	66	0
12	Tyler Pickworth	12	G	5-10	360	13.9	68	2.6	40	34	3
14	Francis Hebenstreit	10	G	5-10	189	7.3	64	2.5	27	23	6
20	Tye Dickes	11	F	6-0	16	1.1	16	1.1	8	6	0
24	Emmett Couch	10	F	6-1	118	9.8	32	2.7	25	16	1
30	Christopher Hanson	10	F	5-11	10	1.1	11	1.2	1	0	0
32	Beau LaCroix	11	F	6-1	109	6.8	75	4.7	14	7	2
34	Andrew Carritt	12	F	6-2	175	6.7	156	6.0	37	24	10
40	Collin Konecky	12	C	6-3	12	1.7	14	2.0	0	1	1
42	Tytus Lee	9	F	5-11	6	0.8	9	1.1	3	3	0
44	Colby Sorensen	10	G	5-10	0	0	0	0	0	0	0
50	Tanner Price	10	G	5-10	7	2.3	2	0.7	1	0	0
52	Tristan Zwiener	10	G	5-10	0	0	0	0	0	0	0

LOOMIS Wolves | Kelly Green/White/Black | 22-4

Superintendent: Sam Dunn
Principal: Nate Weaver
Athletic Director: Drew Billeter
NSAA Team Enrollment: 29
Conference: Fort Kearny Conference
Head Coach: Drew Billeter
Assistant Coaches: Casey Vrbka, Jason Maaske, Mike Brummer
State Tournament Appearances: 21
Most Recent State Tournament: 2021
State Championship Years: D2/1999, D2/2004
Runner-up: D2/1998, D2/2005



Season Record 22-4

Overton	W	77-35
Sumner-Eddyville-Miller	W	63-42
Amherst	L	40-65
Bertrand	W	67-43
Cambridge	L	59-66
Ansley-Litchfield	W	56-31
Falls City Sacred Heart	L	47-55
Minden	W	74-40
Burwell	W	71-63
Elm Creek	W	57-38
Arapahoe	W	68-29
Wilcox-Hildreth	W	63-15
Giltner	W	68-27
Southwest	W	69-27
Alma	W	80-37
Hi-Line	W	86-49
Franklin	W	79-40
Axtell	W	64-52
Ansley-Litchfield	W	61-35
Amherst	L	53-75
Axtell	W	68-50
Pleasanton	W	76-38
Maxwell	W	74-44
Southern Valley	W	75-36
Bertrand	W	78-65
Kenesaw	W	57-54

No.	Name	GR	POS	HT	PTS	AVG	REB	AVG	AST	STL	BLK
1	Shay Swanson	12	G	6-0	297	11.4	98	3.8	138	96	5
2	Quinn Johnson	12	G	6-3	635	24.4	224	8.6	37	35	13
3	Tyson Essex	9	G	5-9	22	1.2	14	0.8	4	3	2
4	Cale Nelson	10	G	5-11	141	5.4	49	1.9	31	32	8
11	Gunnar Hadley	11	G	6-1	11	0.6	16	0.9	2	5	6
12	Gabriel Kimball	12	G	5-10	73	2.8	45	1.7	15	30	1
13	Luke Larson	9	G	5-6	10	0.7	7	0.5	1	3	0
14	Wesley Trompke	11	G	5-11	88	3.4	45	1.7	20	16	0
20	Aidan Perry	12	G	5-10	230	8.8	57	2.2	19	27	1
22	Caden Chapman	10	F	5-11	6	0.4	5	0.4	2	3	4
23	Clayton Meyer	11	G	6-1	54	2.3	66	2.8	10	14	3
24	Daniel Hermanson	12	G	6-0	0	0	0	0	0	0	0
30	Zachary Rademaker	10	G	6-1	6	0.4	8	0.5	0	0	1
32	Cristian Blincow	12	F	6-0	146	5.6	124	4.8	12	30	3

RIVERSIDE Chargers | Royal Blue/Gold/White | 20-6

Superintendent: Stephanie Kaczor
Principal: Deb Brownfield
Athletic Director: Dan Wolken
NSAA Team Enrollment: 29
Conference: Goldenrod
Head Coach: Scott Schmieding
Assistant Coach: Collin Martinsen
State Tournament Appearances: 6
Most Recent State Tournament: 2019
Runner-up: D2/2018




Season Record 20-6

Elgin Public/Pope John	L	64-68
St. Mary's	L	43-70
Summerland	W	63-38
Humphrey St. Francis	W	59-46
Fullerton	W	84-27
CWC	W	58-15
Harvard	W	73-21
Twin Loup	W	92-46
Tekamah-Herman	W	72-49
Elgin Public/Pope John	L	51-54
Heartland Lutheran	W	62-16
Burwell	L	55-70
Arcadia/Loup City	W	61-47
Nebraska Christian	W	56-40
Burwell	W	58-51
Humphrey St. Francis	L	53-60
Palmer	W	83-23
Lutheran High Northeast	L	42-44
St. Edward	W	68-24
Nebraska Christian	W	59-43
Elba	W	89-8
Spalding Academy	W	64-46
Central Valley	W	70-26
East Butler	W	74-48
High Plains Community	W	76-32
Walthill	W	66-55

No.	Name	GR	POS	HT	PTS	AVG	REB	AVG	AST	STL	BLK
3	Connor Carraher	12	G	5-10	105	5.5	91	4.8	41	42	8
4	Jack Molt	9	G	5-9	19	0.8	27	1.2	8	9	3
5	Carson Bloom	11	F	6-0	169	7.0	82	3.4	79	53	2
10	Tristan Nolan Ray	12	C	6-4	133	5.3	166	6.6	18	34	5
13	Patrick Groetke	12	G	6-3	28	1.2	25	1.0	21	10	0
15	Trent Carraher	12	G	5-10	417	16.0	96	3.7	65	56	2
20	Drew Carraher	9	G	5-7	11	0.9	11	0.9	2	3	0
23	Lane Swerczek	12	F	6-2	33	2.1	43	2.7	14	6	1
24	Dane Shalk	9	F	5-10	18	1.1	17	1.1	3	6	0
25	Tony Berger	12	G	6-0	564	21.7	122	4.7	54	41	8
30	Billy Glesinger	10	F	6-2	29	1.5	23	1.2	5	5	1
34	Carter Keehn	9	G	5-8	21	1.5	2	0.1	3	6	0
42	Charlie Keehn	12	F	5-10	140	5.4	93	3.6	53	42	1
55	Colton Bernt	10	C	6-4	3	0.4	6	0.9	1	0	0

Make a fast break to Amigos after the game.



13 Lincoln locations!

Amigos[®]

Call a tournament timeout and visit Morrill Hall.



Just don't foul these creatures...

Plus four floors of fossils, hands-on science activities, and world cultures exhibits



14th & Vine St. on UNL Campus
402-472-2637
museum.unl.edu



UNIVERSITY OF NEBRASKA
STATE MUSEUM
Morrill Hall



Present this ad for \$1 off admission

**Valid for up to 6 guests, 1 program per group, through 3/13/22*

CLASS D2

NSAA Boys Basketball Bracket

Lincoln Southeast • March 8 • 9:00 am

#1 St. Mary's
Cardinals (24-2) 46.1923

vs.

#8 Shelton
Bulldogs (19-7) 43.6154

Lincoln Southeast • March 8 • 10:45 am

#4 Wynot
Blue Devils (23-2) 45.0000

vs.

#5 Osceola
Bulldogs (21-5) 44.9231

Lincoln Southwest • March 8 • 6:00 pm

#2 Falls City Sacred Heart
Irish (22-5) 46.0741

vs.

#7 Mullen
Broncos (18-8) 44.3462

Lincoln Southwest • March 8 • 7:45 pm

#3 Hyannis
Longhorns (23-3) 45.3462

vs.

#6 Parkview Christian
Patriots (18-6) 44.7500



Semifinals
Devaney Sports Center • March 10 • 6:00 pm

Winner
Game 1

Winner
Game 2

Finals
Pinnacle Bank Arena • March 12 • 8:00 pm

Winner
Game 5

Winner
Game 6

Champion

Semifinals
Devaney Sports Center • March 10 • 7:45 pm

Winner
Game 3

Winner
Game 4

Consolation
Lincoln East • March 11 • 1:00 pm

Loser
Game 5

Loser
Game 6

Third Place

ST. MARY'S Cardinals | Red/White | 24-2

Superintendent: Fr. Bernard Starman
Principal: Paula Atkeson
Athletic Director: Tony Allen
NSAA Team Enrollment: 21
Conference: Niobrara Valley
Head Coach: Luke Bulau
Assistant Coaches: Zach Sibbel, Willie Druke, Terry Tomjack
State Tournament Appearances: 15
Most Recent State Tournament: 2021
State Championship Years: D1/2012



Season Record 24-2

Riverside	W	70-43
Archbishop Bergan	L	64-69
Niobrara/Verdigre	W	73-38
Neligh-Oakdale	W	66-31
North Central	W	67-50
Blue Hill	W	65-45
Sutton	W	70-27
Grand Island Central Catholic	L	50-58
Anselmo-Merna	W	46-38
Bloomfield	W	66-35
Summerland	W	71-39
CWC	W	72-25
Santee	W	93-65
Winside	W	66-28
Creighton	W	80-35
Stuart	W	78-42
Summerland	W	73-33
Elkhorn Valley	W	52-48
Elgin Public/Pope John	W	57-44
Boyd County	W	63-33
West Holt	W	64-50
Spalding Academy	W	72-34
Elgin Public/Pope John	W	70-56
Niobrara/Verdigre	W	77-47
Stuart	W	55-27
Spalding Academy	W	74-33

No.	Name	GR	POS	HT	PTS	AVG	REB	AVG	AST	STL	BLK
0	Isaac Everitt	11	G	6-1	314	12.1	111	4.3	51	52	15
1	Tate Thompson	12	G	5-10	143	5.5	129	5.0	171	62	0
2	Dalton Alder	11	G	5-7	55	2.5	22	1.0	17	9	1
3	Blake Benson	12	G	5-11	251	9.7	58	2.2	23	43	2
4	Carson Dannenbring	10	F	5-11	27	1.3	13	.6	5	5	1
5	Gabe Pribil	12	G	5-11	35	1.5	27	1.2	9	10	1
10	Kyle Pribil	11	G	5-7	4	.3	3	.2	0	0	0
14	Charles Barlow	12	C	6-4	99	4.0	110	4.4	20	15	5
15	Joseph Wiese	11	F	6-3	7	.4	7	.4	1	4	0
21	Adam Everitt	12	C	6-4	299	11.5	169	6.5	38	32	11
23	Samuel Barlow	10	G	5-9	8	.5	5	.3	1	0	0
24	Aidan Hedstrom	12	F	6-4	509	19.6	147	5.7	75	34	9

SHELTON Bulldogs | Royal Blue/White | 19-7

Superintendent: Shanna Gannon
Principal: Jeff Kenton
Athletic Director: Ryan Province
NSAA Team Enrollment: 27
Conference: Twin Valley
Head Coach: Will Reutzel
Assistant Coach: Kent Ropers
State Tournament Appearances: 15
Most Recent State Tournament: 1995
State Championship Years: B/1918, A/1919
Runner-up: E/1922, F/1928



Season Record 19-7

Elm Creek	L	27-36
Franklin	W	76-35
Wilcox-Hildreth	W	77-28
Kenesaw	L	56-61
Red Cloud	W	49-33
Bertrand	W	59-49
Lawrence-Nelson	W	40-39
Red Cloud	W	62-46
Silver Lake	W	53-39
Gibbon	L	54-55
Deshler	W	59-32
Arcadia/Loup City	W	46-45
Centura	L	50-65
Ansley-Litchfield	L	48-51
Wood River	L	42-67
Overton	W	75-67
Blue Hill	L	39-53
Deshler	W	66-22
Silver Lake	W	59-46
Kenesaw	W	51-41
Harvard	W	76-18
Pleasanton	W	67-28
Silver Lake	W	52-32
Wilcox-Hildreth	W	79-26
Red Cloud	W	57-19
Medicine Valley	W	59-48

No.	Name	GR	POS	HT	PTS	AVG	REB	AVG	AST	STL	BLK
1	Dylan Kenton	9	G	5-10	55	2.2	67	2.7	43	11	2
2	Harper Thober	9	G	5-2	5	.6	5	.6	2	0	0
4	Benjamin Myers	9	F	5-11	21	1.1	27	1.2	4	6	1
10	Zachary Myers	12	G	5-11	101	4.6	64	2.9	12	16	8
11	Kellen Gegg	12	C	6-3	78	3.3	106	4.4	10	11	16
12	Riley Bombeck	10	G	6-2	400	15.4	139	5.3	79	69	10
14	Coby Reutzel	12	F	6-1	85	3.3	46	1.8	9	9	0
20	William Roe	11	F	5-11	10	.8	8	.7	2	4	0
22	Christian Bly	12	F	6-3	110	4.6	107	4.4	3	17	4
23	Ashton Simmons	10	G	6-2	384	14.8	77	3.0	52	48	3
24	Quinn Cheney	11	G	6-0	207	8.0	98	3.8	98	35	2
30	Jamesyn Thober	11	F	5-10	0	0	1	.2	1	1	0
31	Luke Gillming	10	F	5-10	8	.6	9	.6	1	2	0
32	Gerardo Delgado Romero	10	G	5-10	10	2.0	4.0	.8	3	1	1

WYNOT Blue Devils | Blue/White | 23-2

Superintendent: Paul Hans
Principal: Grant Torpin
Athletic Director: Tammy Wieseler
NSAA Team Enrollment: 19
Conference: Lewis & Clark
Head Coach: Lee Heimes
Assistant Coaches: Scott Becker, Jalen Wieseler, Kyle Heimes
State Tournament Appearances: 10
Most Recent State Tournament: 2021
State Championship Years: D2/2013



Season Record 23-2

Bloomfield	W	56-35
Winside	W	55-28
Guardian Angels Central Catholic	W	56-54
Osmond	W	63-45
Homer	W	71-43
Wausa	W	66-45
Randolph	W	62-30
Crofton	W	65-51
West Point-Beemer	W	62-52
Pender	W	62-26
Tri County Northeast	W	66-43
Hartington Cedar Catholic	L	49-60
Niobrara/Verdigre	W	58-40
Creighton	W	65-47
Plainview	W	77-52
Ponca	W	50-39
Homer	W	77-39
Laurel-Concord-Coleridge	L	49-58
Wakefield	W	49-47
Irene-Wakonda, SD	W	58-45
Hartington-Newcastle	W	58-49
Laurel-Concord-Coleridge	W	70-55
Randolph	W	66-49
Wausa	W	43-36
Paxton	W	57-41

No.	Name	GR	POS	HT	PTS	AVG	REB	AVG	AST	STL	BLK
1	Zack Foxhoven	10	G	5-10	159	6.4	68	2.7	49	56	0
2	Dylan Heine	10	G	5-11	219	8.8	48	1.9	16	33	1
3	Carson Wieseler	10	G	5-8	56	2.4	42	1.8	13	14	0
4	Timothy Steinhaus	11	F	6-0	33	1.7	25	1.3	3	6	0
10	Andrew Haberman	9	G	5-6	0	0	2	1.0	0	1	0
11	Korbin Guenther	10	G	6-0	0	0	1	.3	0	0	1
12	Joseph Sudbeck	10	G	6-0	40	1.7	30	1.2	14	15	3
20	Brennen Heimes	10	G	5-6	0	0	0	0	0	0	0
21	Charles Schroeder	12	F	6-4	389	15.6	213	8.5	45	43	35
22	Jonathan Dodge	12	C	6-4	42	1.8	34	1.5	1	5	1
23	Jack Kuchta	12	G	6-2	228	9.5	108	4.5	27	25	3
24	Tyler Nicke	12	F	5-11	9	.5	14	.7	5	4	3
34	Chase Schroeder	10	F	6-5	251	10	133	5.3	12	42	14
35	Colin Wieseler	11	G	5-9	89	3.6	47	1.9	34	65	0

OSCEOLA Bulldogs | Orange/Silver/Black | 21-5

Superintendent: Jason Lavaley
Principal: Brent Breckner
Athletic Director: Phil Doerr
NSAA Team Enrollment: 22
Conference: Crossroads
Head Coach: Jason Zelasney
Assistant Coaches: Brett Webster, Bob Zelasney, Matt Gillespie
State Tournament Appearances: 20
Most Recent State Tournament: 2021
Runner-up: D/1921



Season Record 21-5

St. Edward	W	61-26
Exeter-Milligan	W	57-30
Heartland	W	63-49
East Butler	W	68-24
Hampton	W	51-31
Dorchester	W	62-17
Grand Island Central Catholic	L	42-64
Sutton	W	41-28
Cross County	L	37-54
Nebraska Lutheran	W	64-47
Nebraska Christian	W	67-42
Friend	W	68-50
Giltner	W	70-27
McCool Junction	W	46-33
High Plains Community	W	49-25
Nebraska Lutheran	W	73-43
Cross County	L	50-54
BDS	W	42-39
Fullerton	W	72-45
Meridian	W	68-38
Shelby-Rising City	W	63-26
Doniphan-Trumbull	L	59-70
High Plains Community	W	58-27
Nebraska Lutheran	W	60-36
Parkview Christian	L	60-63
BDS	W	61-38

No.	Name	GR	POS	HT	PTS	AVG	REB	AVG	AST	STL	BLK
3	Isaiah Zelasney	11	G	6-0	432	16.6	92	3.5	74	56	12
4	Pierce Branting	12	G	6-2	142	5.5	79	3.0	45	28	5
5	Xavier Blackburn	12	F	5-10	17	1.1	25	1.6	10	10	0
10	Kolton Neujahr	11	F	5-10	52	1.9	14	1	12	11	1
11	Caleb Peterson	11	F	5-11	30	1.7	26	1.4	5	2	0
12	Hayden Lavaley	10	G	6-1	11	.7	16	1	5	7	2
14	Ryan Pheak	12	G	6-4	43	1.7	37	1.5	19	15	4
15	Matthew Demers	10	G	5-6	6	.3	12	.6	2	6	0
20	Wyatt Urban	12	F	6-4	208	8.0	110	4.2	40	17	14
21	Kale Gustafson	10	G	6-4	409	15.7	262	10.1	64	38	12
23	Kelby Neujahr	9	G	5-6	3	1	3	1	0	1	0
25	Creighton Sterup	10	F	6-4	9	.5	25	1.4	2	6	0
33	Alexx Winkelman	11	F	6-1	5	.6	10	1.1	1	1	0
35	Carter Girard	12	F	6-2	145	5.6	110	4.2	23	19	8

FALLS CITY SACRED HEART Irish | Green/White | 22-5

Superintendent: Doug Goltz
Principal: Jenny Dunn
Athletic Director: Doug Goltz
NSAA Team Enrollment: 25
Conference: Pioneer/MUDECAS
Head Coach: Doug Goltz
Assistant Coach: Brian Lemerond
State Tournament Appearances: 24
Most Recent State Tournament: 2021
State Championship Years: D1/1988, D1/1989, D2/1990, D2/1991, D1/1999, D1/2001, D1/2004, D2/2008, D2/2018, D2/2020, D2/2021
Runner-up: D/1947, D/1974



Season Record 22-5

Sterling	W	74-29
Friend	W	55-29
Lewiston	W	68-7
Humboldt-Table Rock-Steinauer	W	64-33
Loomis	W	55-47
Tri County	W	53-36
Lourdes Central Catholic	W	43-26
Freeman	L	34-35
Elmwood-Murdock	W	56-20
Diller-Odell	W	73-25
Bishop LeBlond, MO	L	44-53
Johnson County Central	W	53-35
Palmyra	L	44-48
Tri County	L	28-31
Auburn	L	49-55
Pawnee City	W	80-25
Southern	W	54-42
Johnson-Brock	W	66-39
Diller-Odell	W	57-26
Johnson-Brock	W	61-21
Tri County	W	56-41
East Atchison, MO	W	61-27
Sidney, IA	W	65-30
Lourdes Central Catholic	W	63-33
Lewiston	W	73-15
Diller-Odell	W	70-34
Lawrence-Nelson	W	65-41

No.	Name	GR	POS	HT	PTS	AVG	REB	AVG	AST	STL	BLK
2	Jakob Jordan	12	G	5-11	312	11.6	86	3.2	116	57	1
10	Sam Dunn	11	G	5-11	127	4.7	37	1.4	41	39	1
11	Jack Stice	10	G	6-1	27	1.4	8	0.4	14	8	2
12	Jake Froeschl	12	G	5-10	185	6.9	91	3.4	101	52	0
14	Evan Keithley	11	G	6-1	282	10.4	93	3.4	38	41	5
22	Riley Nelson	11	F	5-11	8	0.4	15	0.8	3	3	0
23	Joe Simon	10	F	6-3	219	8.1	162	6.0	49	41	24
24	James Froeschl	10	G	6-0	24	1.0	13	0.5	8	2	1
30	Jakob Kearney	12	G	5-9	2	0.4	2	0.4	0	1	1
34	Carson Sells	11	G	5-10	5	0.8	3	0.5	0	2	0
35	Zachary Keithley	12	C	6-6	26	1.4	16	0.8	1	3	1
41	John Crouse	11	G	5-9	0	0.0	0	0.0	0	0	0
45	Brogan Nachtigal	12	F	6-3	311	11.5	153	5.7	34	30	18
50	Derek Schawang	12	C	6-6	38	1.5	62	2.5	4	11	4

MULLEN Broncos | Black/Gold | 18-8

Superintendent: Chris Kuncel
Principal: Mike Kvanvig
Athletic Director: Phil Hoyt
NSAA Team Enrollment: 24
Conference: Mid-Nebraska Activities Conference
Head Coach: Brad Wright
Assistant Coaches: Darrick Hanks, Daniel Young
State Tournament Appearances: 18
Most Recent State Tournament: 2021
State Championship Years: D2/2017



Season Record 18-8

Sutherland	W	54-29
Bridgeport	L	31-44
Valentine	W	54-48
Hyannis	L	54-65
Anselmo-Merna	W	43-41
Cody-Kilgore	W	57-21
Maywood-Hayes Center	L	40-43
Garden County	W	66-51
Dundy County Stratton	W	49-48
Cambridge	L	44-45
Brady	W	47-36
Wallace	W	46-28
North Platte St. Patrick's	L	44-56
Arthur County	W	59-28
Twin Loup	W	57-21
Gordon-Rushville	L	39-46
Arthur County	W	71-33
Anselmo-Merna	W	46-29
Hyannis	W	43-32
Hershey	L	46-51
South Loup (Callaway/Arnold)	W	63-50
Sandhills/Theford	W	44-43
Sandhills Valley	L	44-46
Sandhills/Theford	W	43-40
Hyannis	W	47-35
Potter-Dix	W	52-37

No.	Name	GR	POS	HT	PTS	AVG	REB	AVG	AST	STL	BLK
00	Cade Groseth	12	F	5-11	53	2.1	59	2.4	7	11	2
2	Trevor Kuncel	12	G	5-9	413	15.9	56	2.2	23	87	3
3	Clayton Moore	11	G	6-4	509	19.6	243	9.3	33	69	29
4	Luke Durfee	10	G	5-9	147	5.7	61	2.3	15	34	0
5	Kyle Finney	10	G	5-6	77	3	53	2.0	18	35	0
12	Justin French	9	G	5-7	4	.4	4	.4	0	2	0
14	Jaden Emerson	12	F	6-3	12	.4	2	.7	2	2	2
15	Corben Kissire	9	F	5-8	4	.7	4	.7	0	2	0
20	Samuel Coble	12	F	5-10	0	0	7	.5	0	1	0
21	Alex Moore	11	F	6-9	19	.7	16	.6	1	5	2
22	Deacon DeNaeyer	11	F	6-0	33	1.3	55	2.2	2	13	0
23	Ethan Hardin	10	G	5-11	5	.5	5	.5	0	2	0
24	Kaleb Moore	9	G	5-11	7	.6	5	.5	1	2	1

HYANNIS Longhorns | Blue/White | 23-3

Superintendent: Travis Hawk
Principal: Travis Hawk
Athletic Director: Tiffany Rice
NSAA Team Enrollment: 27
Conference: Mid-Nebraska Activities Conference
Head Coach: Charles Ferguson
Assistant Coach: Ellie Anderson
State Tournament Appearances: 21
Most Recent State Tournament: 2002
State Championship Years: P/1927
Runner-up: D2/1993



Season Record 23-3

Creek Valley	W	69-13
Hemingford	W	44-33
Mullen	W	65-54
Wallace	W	59-52
Gordon-Rushville	L	39-78
Twin Loup	W	62-34
Perkins County	W	59-45
Wallace	W	49-47
South Platte	W	68-28
Banner County	W	76-27
Crawford	W	56-42
Sandhills Valley	W	65-63
Sandhills/Theford	W	60-53
Arthur County	W	61-45
Brady	W	56-49
Sandhills/Theford	W	53-40
Mullen	L	32-43
Hay Springs	W	69-50
Leyton	W	77-53
Garden County	W	76-52
Potter-Dix	W	48-46
Minatare	W	63-30
Morrill	W	71-49
Arthur County	W	77-37
Mullen	L	35-47
Hay Springs	W	55-40

No.	Name	GR	POS	HT	PTS	AVG	REB	AVG	AST	STL	BLK
10	Monte Bailey	12	C	6-1	129	5.2	142	5.7	77	62	11
12	Liam Kostman	12	G	6-7	463	18.5	174	7.0	76	62	46
14	Parker Provost	9	G	5-2	17	1.5	3	.3	6	8	0
20	Ethan Haney	12	G	6-2	11	.9	7	.6	9	3	0
22	Max Kostman	11	G	6-0	238	9.5	47	1.9	92	43	1
24	Emmett Hebbert	12	G	6-2	7	.6	9	.8	6	1	0
30	Wyatt Phillips	11	F	5-10	244	9.8	142	5.7	45	55	3
32	Rylee Anderson	10	C	6-5	239	10	179	7.5	28	40	7
34	Jake Connell	11	G	5-11	28	1.3	20	.9	12	3	0
40	BJ Jamison	12	G	6-1	25	1.5	21	1.2	2	7	1
42	Cody Grover	12	F	6-0	22	1.1	41	2	13	10	1
44	Benjamin Connell	9	G	5-11	4	.5	8	1	1	5	1
50	Kutter Acord	9	C	5-9	13	1.4	14	.4	2	4	0
52	Jhet Holthus	12	F	6-0	43	3.1	6	.4	1	2	1

PARKVIEW CHRISTIAN Patriots | Scarlet/White/Royal Blue | 18-6

Superintendent:
Principal: PJ Book
Athletic Director: Jordan Lauterbach
NSAA Team Enrollment: 27
Conference: Frontier/MUDECAS
Head Coach: Nathan Godwin
Assistant Coaches: Bill Collins, John Brooks, Brad Ulrich, BJ Day
State Tournament Appearances: 5
Most Recent State Tournament: 2021
Runner-up: D2/2021



Season Record 18-6

College View Academy	W	65-47
Friend	W	57-52
Heartland Christian, IA	W	66-42
Lewiston	W	73-14
Hartington Cedar Catholic	L	45-73
Conestoga	W	83-55
Johnson-Brock	L	40-42
Archbishop Bergan	L	53-56
Omaha Nation	W	74-44
Cornerstone Christian	W	85-53
Palmyra	L	64-66
Johnson County Central	L	53-65
Elmwood-Murdock	W	56-46
Whiting, IA	W	74-9
Cornerstone Christian	W	49-28
Omaha Christian Academy	W	56-39
Omaha Brownell Talbot	W	70-50
Cedar Bluffs	W	69-12
Boys Town	L	80-89
Omaha Christian Academy	W	63-52
Diller-Odell	W	73-35
Humphrey St. Francis	W	60-49
Osceola	W	63-60
Humphrey St. Francis	W	66-40

No.	Name	GR	POS	HT	PTS	AVG	REB	AVG	AST	STL	BLK
1	Viktar Kachalouski	11	G/F	6-0	340	15.5	111	5	103	75	9
3	Elijah Matthews	12	G	6-0	63	3	52	2.5	48	20	9
4	Terance Pittman	10	G	5-10	138	6.6	45	2.1	23	30	3
5	Maurice Reide	11	G	6-1	254	12.1	87	4.1	43	35	8
10	Michael Ault	12	G/F	6-3	223	14.9	70	4.7	30	28	12
11	Seth Stoll	12	F	5-11	10	.5	31	1.5	10	14	0
12	Thomas Arop	11	G	5-8	17	1.7	1	.1	7	10	0
13	Brayden Bayliss	10	F/C	6-2	0	0	0	0	0	0	0
22	Brayden Ulrich	11	F/C	6-3	166	7.5	157	7.1	27	30	12
23	Roope Heinilae	12	F	6-1	48	2.4	30	1.5	7	7	3
31	Judah Sundermann	10	G	5-10	13	.9	13	.9	7	4	1
33	Anthony Page	10	F/C	6-0	20	1.1	23	1.3	10	12	0
34	Mikyle Stabler	11	F/C	6-4	5	.4	12	.9	1	3	1
55	Jaquez Curry	12	F/C	6-8	78	8.7	42	4.7	9	11	25

NSAA Boys Basketball All-Time Records

INDIVIDUAL RECORDS

MOST POINTS, CAREER

Points Player, School, Year Graduated

2748-Bill Holliday, Wilsonville, 1960
2406-Ron Simmons, Sumner, 1964
2337-Bob Siegel, Fairbury, 1973
2336-Lindley Thompson, Paxton, 1996
2332-David Wingett, Winnebago 2017
2292-Ron Zook, Glenvil, 1950
2247-Kurt Lauer, Gibbon, 1964
2247-Rylee Reinertson, Gibbon, 2014
2237-Bruce Chubick, West Holt, 1989
2205-Austin Kaczor, Ewing, 2010
2195-Wes Eikmeier, Archbishop Bergan, 2008
2185-Chad Ideus, Adams, 1994
2167-Jason Glock, Wahoo, 1991
2147-Jon Dolliver, Stanton, 1996
2144-Roger Witt, Otoe, 1957
2140-Anthony Harms, Filley 1998
2112-Mike Gesell, South Sioux City, 2012
2110-Dru Kuxhausen, Scottsbluff, 2017
2098-Dann Martin, Maxwell, 1985
2086-Noah Schutte, Laurel-Concord-Coleridge, 2020
2076-Jay Spearman, Sutton, 1990
2066-Bob Moore, Clarkson, 1956
2058-Jesse Carr, Ainsworth, 2008
2049-Ryan Young, Grant, 1985
2040-Jim Uchtman, Humphrey, 1968
2036-Pete Tipton, Hartington, 1975
2012-Randy Gilson, Maxwell, 1992
2002-Kent Payne, Palmer, 1980
1984-Rex Ekwall, Holmesville, 1953
1979-Gordon Benson, Ong, 1952
1976-Matt Davison, Tecumseh, 1997
1968-Grant Lahm, Columbus Scotus, 2015
1967-Steve Kucera, Pleasanton, 1977
1963-Kim Veerhusen, Adams, 1972
1962-Leonard Kopecky, Spencer, 1962
1960-Brian Wilson, Culbertson, 1997
1944-Terry Egger, Sprague/Martell, 1967
1941-Larry Heiss, Page, 1954
1925-Ron Witt, Otoe, 1954
1912-Cal Christline, Sterling, 1969
1911-Andre Woolridge, Omaha Benson, 1992
1907-Erick Strickland, Bellevue West, 1992
1906-Ryan Tegmeier, BDS, 2013
1895-Larry Vlasin, Madrid, 1965
1888-Brady Delimont, Ainsworth, 2016
1886-Dale Iburg, Elgin, 1968
1884-Butch Forsberg, Herman, 1962
1880-Joey Rathe, Sterling, 1968
1875-Randy Pokorny, Stuart, 1968
1873-Drake Beranek, Ravenna, 2006
1862-Jeremy Cruise, St. Edward, 2007
1857-Mike Simons, Wahoo, 1996
1844-Bill Bruhn, Dawson-Verdon, 1976
1840-Jack Hallstrom, Avoca, 1946
1839-Tredyn Prosocki, Riverside, 2020
1828-Caleb Rihanek, Boyd County, 2017
1826-Kevin Moore, Chadron Asmpt/Chadron, 1973
1825-Jim McGill, Center, 1957
1823-Terry Petrzalka, Prague, 1966
1819-Hunter Sallis, Millard North, 2021
1816-Bob Gratopp, Geneva, 1966
1816-Rick Kotschwar, Farnam, 1971
1812-Jaden Rhynalds, East Butler, 2020
1806-Klye Schomerus, Palmyra, 2010
1805-Randy Pokorny, Stuart, 1968
1804-Ron Raver, Craig, 1956
1801-Bill Brungardt, Neligh, 1960
1793-Gary Busted, Elgin, 1963
1792-Steve Simon, Falls City Sacred Heart, 1991
1785-Rick Heldt, Yutan, 1972
1783-Clete Samson, Valley, 1999
1782-Connor Beranek, Ravenna, 2012
1779-Gil Frey, Emerson, 1965
1779-Justin Kosmicki, Johnson County Central/
Tecumseh, 2010
1777-Steve Grossart, Wolbach, 1970
1771-Carter Kingsbury, Ponca, 2020
1768-Bill Jackman, Grant, 1982
1764-Chris Peacock, West Holt, 1989
1762-Jerry Sherman, Hastings St. Cecilia, 1958
1761-Drew Billeter, Loomis, 2005
1750-Jeremy Cruise, St. Edward, 2007
1750-Frank Petrzalka, Prague, 1959

1750-Cal Crawford, Guide Rock Eckley, 1953
1742-Dylan Wolgram, Laurel-Concord-Coleridge, 2016
1732-Justin Bubak, Lincoln Christian, 2020
1730-LeRoy Dick, Hampton, 1958
1726-Antoine Young, Bellevue West, 2008
1721-Waide Vontz, Cambridge, 2006
1716-Dave Kroger, Herman, 1958
1713-Jim Walsh, Waterbury, 1947
1713-Seth Hadenfeldt, Lynch, 2004
1711-Larry Welch, Emerson Sacred Heart, 1957
1710-Jackson Hirschfeld, Centennial, 2019
1710-Tim Hagedorn, Keya Paha, 1976
1706-Chucky Hepburn, Bellevue West, 2021
1705-Matt Mezger, Humboldt/Table Rock-Steinauer, 2000
1705-Marcus Messersmith, Winside, 2007
1704-James Kaiser, Hartington Cedar Catholic, 2015
1700-Earl Spitsnogle, Odell, 1972
1698-Dale VonSeggern, Orchard, 1965
1695-Andy Kerkman, Clearwater/Orchard 2016
1693-Jacob Olmstead, Overton, 2012
1691-Don Peck, Paxton, 1974
1689-Ron Kopecky, Spencer, 1962
1686-Ken Liska, Niobrara, 1962
1681-David Bohlen, Adams Central, 2017
1680-Ryan Rhodes, Paxton, 2006
1680-Dylan Travis, Omaha Gross Catholic, 2012
1676-Bill Anderson, Hordville, 1978
1675-Bill Thayer, Guide Rock, 1965
1675-Jeremy Wissing, Grand Island Central Catholic,
2000
1674-Cole Klingsporn, High Plains, 2015
1673-Dennis Loewe, Clearwater, 1966
1673-Bernie Kluthe, Elgin St. Boniface, 1966
1672-Kerry Trotter, Omaha Creighton Prep, 1982
1672-Ivan Grupe, Byron, 1958
1672-Andy Ketelsen, Osmond, 2001
1672-Bart Hiscock, Bennington, 2016
1665-Leland Timmerman, Verdigre, 1963
1664-Bruce Buhr, Filley, 1979
1660-Ryan Samuelson, Hartington Cedar Catholic, 1992
1659-Nate Thayer, Plattview, 2018
1658-Eugene "Hoppy" McCue, Arapahoe, 1951
1656-Bruce Zabel, Fairbury, 1983
1654-Don Watts, Kennard, 1948
1651-Don Hinzmann, Western, 1955
1645-Lars Backward, Hay Springs, 2010
1644-Ron Kellogg, Omaha Northwest, 1982
1642-Mike Cunningham, Waterloo, 1965
1638-Jalen Bradley, Norfolk, 2012
1635-Grant White, Neligh-Oakdale, 2017
1634-Jadin Booth, Omaha Westside, 2020
1630-Lee Sealer, Center, 1963
1630-Cade Connell, South Loup, 2018
1628-Justin Haynes, Sterling, 1996
1625-Dave Snyder, Oconto, 1962
1619-Jeff Barta, Niobrara, 1975
1618-Zak Kennedy, Stanton, 1997
1616-Bryson Mahlberg, Elwood, 2008
1612-Dave Ochsner, Elgin, 1995
1606-Zak Kennedy, Stanton, 1997
1606-Brad Buller, Henderson, 1985
1605-Kevin Sander, Humphrey St. Francis, 1990
1605-Dave MacFarlane, Plattsmouth, 1979
1604-Robin Stevens, Eustis, 1969
1601-Jim Placke, Superior, 1985
1601-Harlan Plager, Elk Creek, 1957
1600-Dave Dohren, Pilger, 1964
1600-Ryan Hawley, Republican City, 1970

MOST POINTS, ONE SEASON

956-Kurt Lauer, Gibbon, 1964
916-Mike McGee, Omaha North, 1977
910-LeRoy Dick, Hampton, 1958
909-Ron Simmons, Sumner, 1964
892-Kim Veerhusen, Adams, 1972
876-David Wingett, Winnebago, 2016
853-Ron Zook, Glenvil, 1950
840-Wes Eikmeier, Archbishop Bergan, 2008
834-Bill Holliday, Wilsonville, 1999
829-Dru Kuxhausen, Scottsbluff, 2017
822-C.J. Cowgill, Grand Island Central Catholic, 1996
813-Leland Timmerman, Verdigre, 1963
803-Lee Sealer, Center, 1963
799-Bob Moore, Clarkson, 1956
796-Paul Reinertson, Ravenna, 1978
793-Bruce Chubick, Atkinson West Holt, 1988
791-Teddy Allen, Boys Town, 2017
790-Glenn Mays, Wood River, 1965

782-Ryan Young, Grant, 1985
779-Jason Glock, Wahoo, 1991
773-Jim Walsh, Waterbury, 1947
768-Tom Kropp, Aurora, 1971
766-Gordon Benson, Ong, 1951
765-Bill Jackman, Grant, 1982
754-Terry Egger, Sprague Martell, 1967
754-Lindley Thompson, Paxton, 1996

MOST POINTS, ONE GAME

102-Ed Vondra, Brainard, 1922
79-Forrest Francis, Royal, 1957
69-Milt Enevoldsen, Dannebrog, 1960
68-Jesse Carr, Ainsworth, 2005
65-Larry Wattjes, DeWitt, 1964
62-Jack Hallstrom, Avoca, 1945
62-Dave Glaser, Spalding, 1978
62-Kent Cook, Keya Paha, 1960
61-Bruce Chubick, West Holt, 1989
61-Ron Regier, Henderson, 1964
61-Rich Lang, Omaha St. Joseph, 1944
61-Bill Bruhn, Dawson-Verdon, 1976
61-Jeff Barta, Niobrara, 1975
61-John Mitchell III, Creighton, 2021
60-Dave Macken, Platte Center, 1964
60-Dean Gragert, Creighton St. Ludger, 1964
59-Kurt Lauer, Gibbon, 1964
59-Mike Cunningham, Waterloo, 1964
59-Paul Reinertson, Ravenna, 1978
59-Wes Eikmeier, Archbishop Bergan, 2008
58-Dale Iburg, Elgin, 1967
57-Larry Rathe, Sterling, 1958
57-Tom Kropp, Aurora, 1971
57-Jerry Motz, Lincoln Northeast, 1964
57-Rich Lang, Omaha St. Joseph, 1943
56-Jeff Riley, Grand Island Central Catholic, 1997
56-Mike Loewe, Palmer, 1993
56-Earl Spitznogle, Odell, 1972
56-Ron Regier, Henderson, 1964
56-Don Watts, Kennard, 1948
56-Cliff Welsh, Brule, 1962
56-Travis Kotas, Exeter-Milligan, 2003
55-Jerry Clark, Imperial, 1970
55-Larry Vlasin, Madrid, 1965
55-Dave Kroger, Herman, 1958
55-Harlan Plager, Elk Creek, 1957
55-Dennis Loewe, Clearwater, 1966
55-Kurt Lauer, Gibbon, 1964
54-Matt Davison, Tecumseh, 1997
54-Wayne Minchow, Table Rock, 1953
54-Mike McGee, Omaha North, 1977
54-Leland Timmerman, Verdigre, 1963 (twice)
54-Pete Tipton, Hartington, 1975
54-Clint Livingston, Hayes Center, 1968
54-Mike Thomas, Omaha Dominican, 1976
54-Cal Christline, Sterling, 1968
54-Vern Penner, Odell, 1961
54-Loyd Lowe, Huntley, 1955
54-Karl Marten, Halsey, 1954
54-Ron Witt, Otoe, 1954
54-Tom Hansen, Ruskin, 1978
53-Anthony Harms, Filley, 1998
53-Gene Harmon, Schuyler, 1969
53-Blake King, Lynch, 1973
53-Kim Veerhusen, Adams, 1972
53-Steve Elwood, Creighton, 1972
53-Joe Drake, Omaha Dominican, 1975
53-Alan Gissler, Osceola, 1967
53-Dick Shipwright, Pender, 1956
53-Jim Walsh, Waterbury, 1947
53-Mike Deger, Humphrey, 1981
53-Chad West, O'Neill, 1990
53-Charles Jasa, Steinauer, 1954
53-Matt Samuelson, Loomis, 1991
53-K.D. Tausen, Sutherland, 1989
53-Randy Leetch, Sargent, 2002
53-Dale Iburg, Elgin, 1968
52-Bill Holliday, Wilsonville, 1958
52-Jason Glock, Wahoo, 1993
52-Randy Gilson, Maxwell, 1991
52-Kim Veerhusen, Adams, 1972
52-Terry Egger, Sprague-Martell, 1967
52-Jim Uchtman, Humphrey, 1966
52-Larry Brandt, Lewiston, 1958
52-John Arnold, North Platte St. Patrick, 1966
52-Jim Keefer, South Sioux City, 1959
52-Butch Forsberg, Herman, 1960
52-Tom Hansen, Ruskin, 1978

NSAA Boys Basketball All-Time Records

52-Robert Schropfer, Ohiowa, 1978
52-Vern Penner, Odell, 1962
52-Don Sailors, Shubert, 1952
52-Lee Sealer, Center, 1963
52-Jules LaRose, Winnebago, 1991
52-Dru Kuxhausen, Scottsbluff, 2016
52-Tredyn Prososki, Riverside, 2017
52-Jason Glock, Wahoo, 1991
52-Paul Reinertson, Ravenna, 1978 (twice)
52-Kurt Lauer, Gibbon, 1964 (twice)
52-Ron Rolfes, Wynot, 1966

REBOUNDS, CAREER

1376-Andy Kerkman, Clearwater/Orchard, 2016
1351-Bob Siegel, Fairbury, 1971
1321-Steve Erwin, Laurel, 1971
1260-Tom Ridenour, Loomis, 1969
1238-Steve Becker, Hartington CC, 1969
1204-Jeff Barta, Niobrara, 1975
1163-Jim Uchman, Humphrey, 1968
1163-Blaine Harris, Valentine, 1971
1143-Rob Martenson, Pleasanton, 1988
1141-Noah Schutte, Laurel-Concord-Coleridge, 2020
1102-Adam Ickes, Orchard, 2001
1093-Colton Feist, Yutan, 2018
1088-Jason Slaughter, Bancroft-Rosalie, 1988
1067-Kevin Koenig, Ewing, 1991
1044-Dan Clausen, Omaha Benson, 1977
1039-Drew Ott, Giltner, 2012
1007-Lennie Adams, West Point, 1974
1000-Jay Bellar, Walthill, 1976
994-Roger Brandt, Friend, 1969
982-Bob Gier, Bloomfield, 1981
965-Dale Haase, Hebron, 1969
961-Tom Regan, Ewing, 2002
960-Adam Moon, O'Neill St. Mary's, 2014
957-Seth LeGrand, Nebraska City, 1994
948-Cory Beran, Sargent, 2006
922-Jesse Kucera, Clarkson, 1973
922-Jim Langin, Gibbon, 1976
918-Dann Martin, Maxwell, 1985
911-Matt Johnson, Ashland-Greenwood, 1996
908-Jerry Swanda, East Butler, 1990
904-Barrie Mabie, Pender, 1973
899-JD Roberts, Ponca, 2000
896-Kendall Ferguson, Kimball, 2011
898-Lance Juelfs, Potter-Dix, 2009
893-David Allen, Omaha Creighton Preparatory, 1988
892-Sam Mailloux, Pender, 2019
890-Dennis Pavelka, Hastings SC, 1969
889-Jason Glock, Wahoo, 1992
886-Lloyd Scheve, Tri County, 1971
885-Tom Ridder, West Point CC, 1973
875-Tanner Borchardt, Gothenburg, 2015
874 - Paul Tighe, Homer, 1977
868-Mychael McClure, Wisner-Pilger, 2008
865-Nick Sjuts, Bancroft-Rosalie, 2014
864-Landon Walker, Scottsbluff, 2017
863-Brad Hoskins, Crawford, 1983
862-Kyle Glidden, DC-Stratton, 2008
855-Austin Allen, Aurora, 2017
854-Cole Taylor, Sandhills/Thedford, 2014

REBOUNDS, SEASON

550-George Schroeder, Laurel, 1972
491-Dennis Pavelka, Hastings SC, 1969
460-Garrett Watters, Winside, 2013
451-Ed Gogan, Arcadia, 1973
445-Chuck Jura, Schuyler, 1968
445-Lennie Adams, West Point, 1974
443-Jason Slaughter, Bancroft-Rosalie, 1988
442-Brian Ganzel, Pawnee City, 1970
441-Steve Erwin, Laurel, 1970
438-Bill Milks, Platteview, 1977
432-Ed Gogan, Arcadia, 1972
429-Bob Reeson, West Point CC, 1975
438-Jason Brown, Pleasanton, 1997
425-Lloyd Scheve, Tri County, 1971
423-Bob Siegel, Fairbury, 1973
419-Steve Becker, Hartington CC, 1969
419-Dan Clausen, Omaha Benson, 1977
415-Warren Bjorklund, Minden, 1960
414-Joey Rathe, Sterling, 1967
414-Jack Kramer, Fullerton, 1966
414-Doug Kucera, Pleasanton, 1973
410-Tom Ridenour, Loomis, 1969
408-Kevin Nelson, Scribner, 1972
407-Ron Regier, Henderson, 1964
407-Noah Schutte, Laurel-Concord-Coleridge, 2020

400-Linn Johnson, Elkhorn, 1960
400-Jerry Sherman, Hastings SC, 1957

REBOUNDS, ONE GAME

40-Joe Drake, Omaha Dominican, 1972
39-Dennis Pavelka, Hastings SC, 1970
38-Jerry Kennedy, Arthur County, 1968
38-Garrett Watters, Winside, 2013
37-Dick Hartmann, Omaha Holy Name, 1954
37-Monte Kiffin, Lexington, 1957
37-Ron Schmidt, Diller, 1981
36-Leland Timmerman, Verdigre, 1963
36-Joe Drake, Omaha Dominican, 1972
36-George Schroeder, Laurel, 1972
35-Archie Gray, Omaha Benson, 1971
35-Jerry Kennedy, Arthur County, 1968
34-Vern Penner, Odell, 1962
34-Mike Guillatt, Auburn, 1963
34-Lonnie Cowher, Alliance, 1969-70
33-Marv Hopper, Auburn, 1962
33-Russ Anderson, Wilber-Clatonia, 1974
33-Roy Christlieb, Odell, 1975
33-Jerry Roh, Aquinas Catholic, 1976
33-Scott Meradith, York, 1977
33-Larry Bybee, Omaha Burke, 1971
33-Dick Glessman, Platteview, 1968
33-Steve Lane, Herman, 1965
33-David Snyder, Oconto, 1961
32-Jim Langin, Gibbon, 1976
32-Mike Davenport, Sandy Creek, 1976
32-Paul Potter, Columbus, 1973
32-Lloyd Scheve, Tri County, 1971
32-Dennis Loewe, Clearwater, 1966
32-Ron Regier, Henderson, 1964 (twice)
32-Ron Regier, Henderson, 1963
32-Bill Behn, Kearney, 1961
32-Gerald Radcliffe, Chase County, 1956
31-Alan Becher, Wisner, 1963
31-Steve Bowman, Bradshaw, 1968
31-Gary Filipi, Milligan, 1970
31-Gary Bray, Johnson-Brock, 1974
31-Bill Krejci, Exeter, 1975
31-Joe Cherek, Omaha Paul VI, 1976
31-Greg Furrow, Adams Central, 1977
31-Tim Shanahan, Wahoo, 1976-77
31-Dennis Andrews, Holbrook, 1972
31-Doug Powers, Elmwood, 1972
31-Joey Rathe, Sterling, 1967
31-Gary Bray, Johnson-Brock, 1974
30-Tim Mohanna, Centura, 1974
30-Alan Gissler, Osceola, 1967
30-Dick Glessman, Platteview, 1968
30-Blake King, Lynch, 1973
30-Jay Branchaud, Winnebago, 1975
30-Dave Drevo, Crete, 1969
30-Tim Shanahan, Wahoo, 1977
30-Glen Low, Uehling, 1966
30-Blake King, Lynch, 1966
30-Roy Christlieb, Odell, 1975

CONSECUTIVE FREE THROWS MADE

58-Nick Bahe, Lincoln Southeast, 2002
56-Jalen Bradley, Norfolk, 2012
55-Josh Reinertson, Gibbon, 2009
47-Pat Hodges, Lexington, 1973
47-Brady Lollman, Norfolk, 2010
45-Trey Bardsley, Beatrice, 2012
45-Marcus Glock, Wahoo, 2021
43-Cam Binder, Auburn, 2020-21
42-Wes Eikmeier, Archbishop Bergan, 2006-07
42-Preston Peters, Bancroft-Rosalie, 2012-13
41-Brad Hunsley, Blair, 1985
41-Tom Oswald, Fairbury, 1977
41-Jalen Bradley, Norfolk, 2010
40-Spencer Fahey, Grand Island Central Catholic, 2009
38-Travis Kotas, Exeter-Milligan, 2003
36-Mike Sjuts, Humphrey, 1980
34-Jed Barge, Lincoln East, 1986
34-Jason Dolliver, Stanton, 1998
34-Caleb Pokorny, Falls City Sacred Heart, 2007
33-Dave Scheel, Wakefield, 1973
33-John Nagengast, Bloomfield, 1981
32-Shannon Turner, Madison, 1995
32-Tom Wipf, Weeping Water, 1964
32-Travis Kotas, Exeter-Milligan, 2003
31-Ron Witt, Otoe, 1954
31-Kent Payne, Palmer, 1980
31-Kurt Little, Freeman, 2004
30-Bill Holliday, Wilsonville, 1958

30-Doug Southard, Kimball, 1983-84
30-Mike Quattrocchi, Columbus Scotus, 1983-84
30-Doug Rader, Trumbull, 1994
30-Brett Benson, Stanton, 1981
30-Brady Delimont, Ainsworth, 2016
30-Zach Rust, Elmwood-Murdock, 2016
30-Devon Dohrman, West Holt, 2017
30-Kolton Hager, Wallace, 2020

THREE-POINT GOALS, CAREER

320-Brady Delimont, Ainsworth, 2016
317-Dru Kuxhausen, Scottsbluff, 2017
309-Rylee Reinertson, Gibbon, 2014
304-Tredyn Prososki, Riverside, 2020
303-Jesse Carr, Ainsworth, 2008
300-Grant Lahm, Columbus Scotus, 2015
291-David Bohlen, Adams Central, 2017
284-C.J. Cowgill, Grand Island Central Catholic, 1996
284-Cam Binder, Auburn, 2021
277-Cade Connell, South Loup, 2018
273-Quinn Johnson, Loomis, 2019-current
269-Shane Ideus, Filley/Freeman, 1999
262-Jeremy Cruise, St. Edward, 2007
251-Wes Eikmeier, Archbishop Bergan, 2008
250-Jordan Coolidge, Lutheran High Northeast, 2010
250-Cooper Gierhan, Centennial, 2021
249-Mike Hancock, Wahoo, 1994
249-Anthony Harms, Filley, 1998
248-Tony Braithwait, Arapahoe, 2006
245-Matt Hames, Hartington Cedar Catholic, 2001
244-Grant White, Neligh-Oakdale, 2017
243-Myles Thoene, Hartington Cedar Catholic, 2021
241-Jon Dolliver, Stanton, 1996
241-Brooks Asher, Hastings St. Cecilia, 2016
238-Karson Ganseboom, Bennington, 2019
236-Carter Kingsbury, Ponca, 2020
234-Jack Goering, Grand Island Central Catholic, 2019
232-Jalen Bradley, Norfolk, 2012
227-Ryan Woodard, Omaha Roncalli Catholic, 1995
227-Jeremy Wissing, Grand Island Central Catholic, 2000
225-Nick Martin, Ainsworth, 2013
223-Ryan Novotny, Clarkson, 1994
221-Preston Peters, Bancroft-Rosalie, 2014
221-Cade Wiseman, Sutton, 2021
218-Riley Swerczek, Riverside, 2018
217-Jaxon Simons, Wahoo Bishop Neumann, 2017
216-Tyler Cyboron, Ravenna, 2006
216-Matthew Wood, Hemingford, 2015
216-Benjamin Welch, Cenestoga, 2021
215-Cody Kirchoff, Chester-Hubbell-Byron, 1997
214-Darwin Snyder, BRLD, 2020
208-Matt Wegner, Bancroft-Rosalie, 1999
208-Mitch Faris, Johnson County Central, 2016
207-Eric Ehmen, Heartland, 2008
207-Shea Sweetland, Wayne, 2020
207-Brady Barrett, Adams Central, 2012
207-Jared Mattley, Papillion-La Vista South, 2020
206-Alex Aten, Kearney, 2003
205-Aaron Bly, Spalding/Elkhorn Valley, 1992
205-Jeremy Prchal, Cedar Bluffs, 2001
204-Ben Simons, Wahoo Bishop Neumann, 2016
203-Matt Jochum, Osmond, 2000
203-Jeff Martin, Bellevue West, 2006
202-Jaden Rhynalds, East Butler, 2020
201-Jason Dolliver, Stanton, 1998
201-Derek Kissinger, Minden, 2012
200-Kenny Wright, Cross County, 2017
200-Caleb Rihanek, Boyd County, 2017

THREE-POINT GOALS, SEASON

133-C.J. Cowgill, Grand Island Central Catholic, 1996
112-Tredyn Prososki, Riverside, 2017
105-Grant Lahm, Columbus Scotus, 2015
99-Mike Hancock, Wahoo, 1993
99-Eric Moreno, Scottsbluff, 2013
98-Brady Delimont, Ainsworth, 2016
98-Tredyn Prososki, Riverside, 2018
97-Breyden Eckhout, Amherst, 2016
96-Justin Heng, Norfolk Catholic, 2007
96-Jesse Carr, Ainsworth, 2008
96-Wes Eikmeier, Archbishop Bergan, 2008
96-Brady Delimont, Ainsworth, 2015
96-Grant White, Neligh-Oakdale, 2017
95-Jalen Barry, Wayne, 2014
93-Jon Petersen, Alliance, 1988
93-Dru Kuxhausen, Scottsbluff, 2016
93-Quinn Johnson, Loomis, 2021
91-Izac Reifenrath, Laurel-Concord-Coleridge, 2019
90-Jeff Wolgram, Madison, 1989

NSAA Boys Basketball All-Time Records

90-Mike Hancock, Wahoo, 1994
90-Jeff Riley, Grand Island Central Catholic, 1997
90-Dru Kuxhausen, Scottsbluff, 2017
90-Karson Gansebom, Bennington, 2018
90-Quinn Johnson, Loomis, 2019
90-Trey Knudsen, Yutan, 2019
90-Lucas Bohlen, Adams Central, 2021
89-Jeremy Wissing, Grand Island Central Catholic, 2000
89-Tanner Fuelberth, Ainsworth, 2013
89-Hayden Miller, Nebraska City Lourdes, 2016
88-Gunnar Brown, Omaha Roncalli Catholic, 1996
88-Quinn Johnson, Loomis, 2020
88-Bryan Mendlik, Guardian Angels Central Catholic, 2003
88-Jeff Martin, Bellevue West, 2006
88-Benjamin Welch, Conestoga, 2020
87-Jeff Allgood, Bellevue West, 2008
86-Mitch Faris, Johnson County Central, 2016
86-David Bohlen, Adams Central, 2017
86-Cam Binder, Auburn, 2019
86-Sakoy Webster, Omaha Nation, 2020
85-Chad Christensen, Central Christian, 1996
85-Jesse Carr, Ainsworth, 2006
85-Tyler Cyboron, Ravenna, 2006
85-Jalen Bradley, Norfolk, 2010
84-Jeremy Cruise, St. Edward, 2007
84-Kent Bushnell, Bellevue Christian, 1990
84-Anthony Harms, Filley, 1998
84-Craig Farlee, Grand Island Central Catholic, 2001
84-Tucker Pinyan, Parkview Christian, 2016
84-JaShaun Vyborny, Winside, 2018
83-Grant Lahm, Columbus Scotus, 2014
83-Jack Goering, Grand Island Central Catholic, 2017
83-Riley Swerczek, Riverside, 2017
83-Jack Heiss, North Platte St. Patrick's, 2020
82-Sam Loewe, Palmer, 1996
82-James Kaiser, Hartington Cedar Catholic, 2015
82-Saint Thomas, Millard North, 2021
81-Dennis Johnson, Potter-Dix, 1990
81-Jeremy Phillips, Lyons-Decatur NE, 1996
81-Alex Aten, Kearney, 2003
81-Trey Bardsley, Beatrice, 2012
81-Rylee Reinertson, Gibbon, 2012
81-Preston Peters, Bancroft-Rosalie, 2014
80-Jon Dolliver, Stanton, 1995
80-DeAndrae Melvin, Lincoln Northeast, 2004
80-Michael Bernt, Riverside, 2020
79-Matt Miles, Grand Island, 1995
79-Josh McCloud, Newman Grove, 2000
79-Cam Binder, Auburn, 2018
79-Ayden Zikmund, Central City, 2021
78-Matt Rudloff, Newman Grove, 1997
78-Nate Lindgren, Spencer-Naper, 1997
78-Joey Blecha, Table Rock, 1988
78-Aaron Pryor, Wilber-Clatonia, 2002
78-Jeremy Cruise, St. Edward, 2006
78-Josh Jones, Omaha Central, 2008
78-JJ Zumbrennen, Elkhorn South, 2014
78-Tanner Fuelberth, Ainsworth, 2014
78-Chase Konert, Alma, 2015
78-Mason Hale, West Holt, 2017
78-Michael Bernt, Riverside, 2019
78-Shea Sweetland, Wayne, 2020
77-Eric Ehmen, Heartland, 2007
77-Shane Ideus, Freeman, 1999
77-Jason Dolliver, Stanton, 1997
77-Jesse Carr, Ainsworth, 2007
77-Drew Gilin, Millard South, 2017
77-Cade Connell, South Loup, 2017
77-JeVon Lewis, Conestoga, 2018
77-Ben Noakes, Centura, 2020
76-Evan Haisch, Laurel-Concord-Coleridge, 2020
76-Scott Eich, Crofton, 1989
76-Tony Braithwait, Arapahoe, 2005
76-Kallan Herman, Norfolk, 2021
76-Kallan Herman, Norfolk, 2021
76-Russ Martinez, Grand Island Central Catholic, 2020
75-Kirk Meyer, Northwest, 2000
75-Kirk Meyer, Grand Island Northwest, 2000
75-Jon Dolliver, Stanton, 1996
75-Shane Pitts, Wood River, 1990
75-Connor Heise, Pender, 2008
75-Jaxon Simons, Bishop Neumann, 2017
75-Carson Gansebom, Bennington, 2019
75-Dawson Mohr, Scottsbluff, 2020

THREE-POINT GOALS, ONE GAME (INDIVIDUAL)

14-Damyn Rother, Central Valley, 2018
13-Evan Haisch, Laurel-Concord-Coleridge, 2020
13-Jeff Wolfgram, Madison, 1989

13-Tredyn Prosocki, Riverside, 2017
13-Cole Siems, Tri County, 2018
13-Michael Bernt, Riverside, 2018
13-Tyrese Lovejoy, Walthill, 2021
12-Eric Sorensen, Weeping Water, 2006
12-Shane Ideus, Filley, 1998
12-Ronnie Miller, Macy, 1997
12-Danny Thies, Tecumseh, 1997
12-Jed Benish, Leyton, 1993
12-Taiden Red, Omaha Roncalli, 2020
11-Derek Groskurth, Lincoln Lutheran, 2006
11-C.J. Cowgill, Grand Island Central Catholic, 1996
11-Jacob Harris, Sioux County, 1994
11-Chad Seim, Hartington, 1989
11-Kent Bushnell, Bellevue Christian, 1990
10-Jeremy Cruise, St. Edward, 2006
10-Jeff Boies, Arlington, 1995
10-Mike Safford, Waterloo, 1994
10-Alvin Mitchell, Omaha Burke, 1994
10-Ryan Novotny, Clarkson, 1992
10-Dan Niemeyer, Tri County, 1992
10-Jon Petersen, Alliance, 1988
10-Eric Hauserman, Minden, 1988
10-Dan Niemeyer, Tri County, 1992
10-Mike Loewe, Palmer, 1993
10-Shane Ideus, Filley, 1997
10-Curtis Refior, Overton, 2002
10-Tony Braithwait, Arapahoe, 2005
10-Michael Cacym, Arapahoe, 2005
10-Wes Eikmeier, Archbishop Bergan, 2008
10-Josh Jones, Omaha Central, 2008
10-Connor Larson, McCook, 2009
10-Chase Schwarz, Arnold, 2008
10-Darin Gourka, Humphrey, 1993
10-Gabe Ware, Hitchcock County, 2012
10-Hunter Martin, Ainsworth, 2015
10-Kenny Appleton, Bancroft-Rosalie, 2015
10-Matthew Wood, Hemingford, 2015
10-Dru Kuxhausen, Scottsbluff, 2015
10-Nate Bahe, Wood River, 2016
10-Mitch Faris, Johnson County Central, 2016
10-Lane Huebert, Heartland, 2016
10-Cole Siems, Tri County, 2018
10-Cole Siems, Tri County, 2019
10-Quinn Johnson, Loomis, 2021
10-Myles Thoene, Hartington Cedar Catholic, 2018
9-Eric Ehmen, Heartland, 2007
9-Klint Benson, Fort Calhoun, 2000
9-Matt Rudloff, Newman Grove, 1997
9-Brandon Ewers, Elba, 1996
9-Seth Miller, Ainsworth, 1996
9-Jon Dolliver, Stanton, 1995
9-Kyle Hager, York, 1995
9-Mike Hancock, Wahoo, 1993
9-Nate Shaddick, Scottsbluff, 1994
9-Dave Deemer, Tekamah-Herman, 1993
9-Shane Pitts, Wood River, 1989
9-Jeff Wolfgram, Madison, 1988
9-Steve Wieseler, Wynot, 1988
9-Joey Blecha, Table Rock, 1988
9-Gerald Koza, Silver Creek, 1988
9-Brian Duncan, Ravenna, 1989
9-Kurt Haussler, Holbrook, 1989
9-Jason Hoose, Amherst, 1990
9-Chad Sullivan, Greeley, 1991
9-Wally Johnson, Elgin, 1991
9-Roger Barr, Wolbach, 1991
9-Andre Woolridge, Omaha Benson, 1992
9-Andy Follett, Archbishop Bergan, 1992
9-Marc Groetzing, Malcolm, 1992
9-David Hiebner, Henderson, 1997
9-Jeremy Prchal, Cedar Bluffs, 2001
9-A.J. Landon, Kearney Catholic, 2000
9-Daniel Wegener, Humphrey St. Francis, 2005
9-Kevin Nelson, Newman Grove, 2005
9-Jesse Carr, Ainsworth, 2005
9-Justin Heng, Norfolk Catholic, 2007
9-Josh Jones, Omaha Central, 2008
9-Preston Peters, Bancroft-Rosalie, 2013
9-David Bohlen, Adams Central, 2015
9-Brady Delimont, Ainsworth, 2015
9-Carter Thiele, Oakland-Craig, 2015
9-Jackson Noakes, Centura, 2015
9-Brady Delimont, Ainsworth, 2016
9-David Bohlen, Adams Central, 2017
9-Garrett Seagren, Oakland-Craig, 2017
9-Hayden Miller, Lourdes Central Catholic, 2017
9-Drew Lauby, Loomis, 2018
9-Karson Gansebom, Bennington, 2017

9-JaShaun Vyborny, Winside, 2017
9-Henry Penner, Aurora, 2018
9-Quinn Johnson, Loomis, 2019
9-Benjamin Welch, Conestoga, 2020
9-Luke Juracek, Lincoln North Star, 2020

TEAM RECORDS

THREE-POINT GOALS, ONE GAME (TEAM)

22-Ainsworth, 2015
20-Lutheran High Northeast, 2002
20-Adams Central, 2011
19-Ainsworth, 2007
19-Filley, 1998
19-Lincoln Northeast, 1990
19-Wynot, 1988
19-Chappell, 1991
19-Gering, 2017
19-Cozad, 2018
19-Conestoga, 2020
18-Heartland, 2006
18-Hemingford, 1997
18-Madison, 1989
18-Bellevue West, 2006
18-Cambridge, 2009
18-Wahoo, 2017
18-Adams Central, 2017
18-Conestoga, 2020
17-Wahoo, 1994
17-Conestoga, 1992
17-Wahoo, 1991
17-Table Rock, 1988
17-Leyton, 1993
17-Southern Valley, 2000
17-Lincoln Southeast, 2008
17-Scottsbluff, 2013
17-Lourdes Central Catholic, 2017
17-Walthill, 2021
16-St. Paul, 2020
16-Hemingford, 1998
16-Greeley, 1995
16-Nebraska Christian, 1996
16-Cedar Bluffs, 2001
16-Medicine Valley, 2002
16-Omaha Central, 2006
16-Columbus Scotus, 2014
16-McCook, 2011
16-Yutan, 2019
16-Tri County, 2019
16-Ravenna, 2020
16-Loomis, 2021

THREE-POINT GOALS SEASON, TEAM

289-Ainsworth, 2014
289-Ainsworth, 2015
276-Bellevue West, 2006
259-Ainsworth, 2013
258-Adams Central, 2021
256-Riverside, 2017
247-Bellevue West, 2021
246-Humphrey/Lindsay Holy Family, 2020
245-Adams Central, 2020
242-Omaha Westside, 2020
232-Omaha Central, 2019
230-Conestoga, 2020
230-Platteview, 2021
226-Ravenna, 2006
225-Ainsworth, 2016
223-Papillion-La Vista South, 2020
221-Scottsbluff, 2013
219-Adams Central, 2016
219-Papillion-La Vista, 2021
218-Scottsbluff, 2014
218-Scottsbluff, 2016
218-Hemingford, 2019
214-Ainsworth, 2008
212-Wahoo, 1993
212-Madison, 2020
211-Ravenna, 2005
211-Norfolk Catholic, 2021
209-Scottsbluff, 2017
208-Hemingford, 1998
207-Omaha Westside, 2021
206-Parkview Christian, 2021
205-Chase County, 2020
204-Wayne, 2011
204-Bennington, 2019
204-Grand Island Central Catholic, 2020

NSAA Boys Basketball All-Time Records

204-Grand Island Central Catholic, 2021
203-Wahoo, 1994
203-Ravenna, 2010
203-Adams Central, 2014
203-Adams Central, 2019
203-Adams Central, 2017
202-Spencer-Naper, 2006
202-Adams Central, 2015
201-Laurel-Concord-Coleridge, 2019
201-Bennington, 2019
201-Omaha Nation, 2020
200-Grand Island Central Catholic, 2000
200-Archbishop Bergan, 2008
199-Bridgeport, 2021
198-Bellevue Christian, 1990
198-Bridgeport, 2020
198-Johnson-Brock, 2019
198-Ravenna, 2009
197-Omaha Roncalli Catholic, 1996
197-Riverside, 2019
197-Conestoga, 2019
196-Grand Island Central Catholic, 1997
196-North Bend Central, 2020
195-Wahoo, 1991
195-Bishop Neumann, 2014
195-Wahoo, 2019
195-Ponca, 2020
194-Bishop Neumann, 2015
194-Yutan, 2019
193-Bennington, 2018
193-Norfolk, 2020
192-Wayne, 2014
191-Ainsworth, 2006
190-Wahoo Bishop Neumann, 2016
189-Grand Island Central Catholic, 1996
189-Syracuse, 2016
189-Syracuse, 2017
189-Alliance, 2021
189-Kearney, 2020
189-Norfolk, 2021
189-Loomis, 2021
188-Guardian Angels Central Catholic, 2003
188-Chadron, 2009
188-Riverside, 2018
188-Amherst, 2021
187-Ravenna, 2012
187-Elkhorn South, 2014
186-Norfolk, 2015
186-Omaha Creighton Preparatory, 2020
186-Kearney Catholic, 2021
185-Madison, 2016
185-BRLD, 2020
185-Centennial, 2019
185-Riverside, 2020
184-Omaha Creighton Preparatory, 2019
184-Norfolk Catholic, 2020
184-Mitchell, 2021
183-Stanton, 1996
183-Lincoln Southeast, 2008
183-Central City, 2021
182-Heartland Lutheran, 2011
182-Loomis, 2020
182-Norfolk, 2016
182-Millard North, 2021
181-Chase County, 2021
179-Omaha Roncalli Catholic, 1999
178-Wahoo, 1995
178-Omaha Roncalli Catholic, 1994
178-Weeping Water, 2007
178-Columbus Scotus, 2015
178-Clarkson/Leigh, 2016
178-Lincoln Pius X, 2019
177-Alliance, 1989
176-Columbus Scotus, 2014
176-Bridgeport, 2018
175-Stanton, 1997
175-Filley, 1998
175-Aurora, 2018
174-Table Rock, 1988
174-Adams Central, 2011
174-Cross County, 2017
174-Omaha Westside, 2019
174-O'Neill, 2020
174-Omaha Concordia, 2020
174-Fremont, 2020
173-Loomis, 2019
173-Fullerton, 2019
173-Gretna, 2020
172-Alliance, 1988

172-Omaha Central, 2021
172-O'Neill, 2013
171-Loomis, 2019
171-Papillion-La Vista South, 2019
171-Holdrege, 2021
170-Centennial, 2012
170-Norfolk, 2010
170-Mount Michael Benedictine, 2020
170-Kearney Catholic, 2020
170-Papillion-La Vista, 2021

THREE-POINT GOALS, ONE GAME, BOTH TEAMS

29-Weeping Water 15, Tecumseh 14, 2006
27-Fremont 14, Grand Island 13, 1999
27-Nebraska City 15, Syracuse 12, 2002
27-Palmer 14, Fullerton 13, 2021
26-Scottsbluff 14, Rapid City Central 12, 2014
26-Platteview 14, Syracuse 12, 2016
26-Bennington 15, South Sioux City 11, 2018
25-Lincoln Lutheran 13, Fort Calhoun 12, 2006
25-Hastings 16, Lincoln Northeast 9, 1998
25-Hemingford 13, Lingle-Ft. Laramie, WY 12, 1998
25-Omaha Central 15, Papillion-La Vista 10, 2006
25-Wisner-Pilger 13, Logan View 12, 2011
25-Adams Central 20, Doniphan-Trumbull 5, 2011
25-Creighton Preparatory 13, Kearney 12, 2014
25-Centura 13, Riverside 12, 2015
25-Grand Island Central Catholic 14, Wahoo Bishop Neumann 11, 2015
25-O'Neill 15, Norfolk Catholic, 10, 2020
25-Adams Central 13, Grand Island Northwest 12, 2020

MOST POINTS SCORED BY TWO NEBRASKA TEAMS

226-Wakefield 119, Hartington 107 3OT, 1994
223-Filley 117, Barneston 106, 1967
222-Omaha Burke 112, Bellevue West 110, 1993
221-Mead 145, Malcolm 76, 1971
220-Schuyler 118, York 102, 1969
216-Lincoln East 112, Omaha North 104 3OT, 1988
214-Mead 122, Prague 92, 1970
213-Bertrand 107, Cambridge 106 4OT, 1999
212-Maxwell 108, Brady 104, 1991
210-Osmond 125, Verdigre 85, 1990
209-Pawnee City 120, Wymore 89, 1966
208-Pawnee City 107, Falls City 101, 1968
206-Clearwater 114, Chambers 92, 1966
205-Rising City 135, Duncan 70, 1967
205-Monroe 108, Omaha Dominican 97, 1974
205-Omaha Bryan 103, Fremont 102, 2020
203-Venango 106, Haigler 97, 1971
203-Raymond Central 116, Valley 87, 1990
203-Haigler 102, Beaver Valley 101, 1977
202-Omaha Benson 102, Omaha Westside 100 3OT, 1997
202-West Holt 105, Ainsworth 97 (2 OT), 2005
201-Adams 114, Odell 87, 1971
200-Mead 138, Fort Calhoun 62, 1971

MOST POINTS SCORED BY ONE TEAM

150-DeWitt, 1964
146-Brainard, 1922
145-Mead, 1971
138-Mead, 1971
136-Southeast Consolidated, 1971
136-Herman, 1958
136-Falls City Sacred Heart, 1991
135-Rising City, 1967
135-Exeter, 1988
134-Royal, 1957
132-Mitchell Sunflower, 1968
131-Wilcox, 1948
130-Wahoo, 1990
130-Shubert, 1964
129-Wilcox, 1939
129-Byron, 1972
128-Spencer, 1966
128-Henderson, 1984
127-Verdon, 1959
127-Wahoo, 1994
126-Omaha Holy Name, 1956
125-Osmond, 1990
124-Odell, 1964
124-Wausa, 1969
124-Avoca, 1965
124-Bennington, 1962
123-Wahoo, 1993
123-Schuyler, 1968
123-Mitchell Sunflower, 1968

TEAM SCORING, SEASON AVERAGE

94.4-Alliance, 1989
91.4-Wahoo, 1994
90.4-Wahoo, 1993
90.2-Mitchell Sunflower, 1968
90.1-Wausa, 1969
89.0-Wahoo, 1991
88.3-Wahoo, 1990
88.3-Mead, 1971
87.5-Elmwood, 1967
86.9-Henderson, 1984
85.3-Spencer, 1966
85.2-Bellevue Christian, 1990
84.8-Herman, 1964
84.6-Anselmo-Merna, 2002
84.5-Atkinson West Holt, 1988
84.4-Odell, 1964
84.4-Lyons, 1979
83.4-Pawnee City, 1968
83.4-Alliance, 1988
83.3-Laurel, 1969

CONSECUTIVE WINS

114-Wahoo, 1988-92
78-Filley, 1978-81
67-Auburn, 2019-2021
58-Spencer-Naper, 2002-04
56-Grant, 1980-83
54-Thayer, 1940-42
55-BRLD, 2018-2020
51-Hampton, 1972-74
51-Atkinson St. Joseph, 1946-48
50-Holstein, 1954-56
50-Winnebago, 2014-2016
49-Wahoo Bishop Neumann, 2002-04
49-Howells-Dodge, 2012-14
48-Arlington, 1984-86
47-Norris, 1978-80
47-Wahoo, 1993-95
45-West Holt, 1987-89
44-Wakefield, 1947-49
43-Western, 1954-56
43-Chadron Prep, 1949-51
42-Chadron Prep, 1951-53
42-Ravenna, 2004-06
41-Grand Island, 1947-49
41-Omaha Central, 2011-12

MOST OVERTIME PERIODS IN ONE GAME

7-Winnebago vs. Allen, 1974
6-Omaha Bryan vs. Omaha Technical, 1984
6-Superior vs. Grand Island Central Catholic, 1985
6-Superior vs. Southern Valley, 2003
6-Wayne vs. Columbus Lakeview, 1986
6-Hartington Cedar Catholic vs. Auburn, 2021
5-Neligh vs. Tilden, 1962
5-Mullen vs. Hyannis, 1968
5-Fremont vs. Norfolk, 1978
5-Randolph vs. Bloomfield, 1982
5-Beatrice vs. Fairbury, 1991
5-Fairmont vs. Polk-Hordville, 1995
5-Millard North vs. Omaha Northwest, 2004

MOST OVERTIME GAMES, ONE SEASON

6-Morrill, 1994
6-Archbishop Bergan, 1996
6-Omaha Benson, 1998
6-Papillion-La Vista South, 2009
6-Concordia, 2010
6-Columbus Scotus, 2014
6-Lincoln Southeast, 2015
6-Broken Bow, 2018

MOST OVERTIME GAMES WON, ONE SEASON

6-Omaha Benson, 1998
6-Broken Bow, 2018

MOST CONSECUTIVE LOSSES

86-Guide Rock, 1988-95
77-Winside, 2012-2016
69-Wynot, 1969-73
63-McCool Junction, 1962-1965
58-Omaha Bryan, 1972-75
58-Wynot, 1973-77
57-Niobrara, 2004-07
55-Tekamah-Herman, 2016-19
51-Elkhorn Valley, 2004-07

NSAA Boys Basketball Tournament Records

TEAM RECORDS

POINTS, ONE GAME

State Record-100, Sutton, 1990;
Lincoln Christian 1999
Class A-97, Bellevue West, 1999
Class B-99, Beatrice, 2003
Class C1-100, Sutton, 1990;
Lincoln Christian, 1999
Class C2-92, Stanton, 1996
Class D1-97, Bancroft-Rosalie, 1998
Class D2-98, Loomis, 2005

POINTS, TOURNAMENT

State Record-265, Falls City Sacred Heart, 1990
Class A-249, Omaha Technical, 1963
Class B-240, Cozad, 1970
Class C1-235, Sutton, 1989
Class C2-234, Lincoln Christian, 1995;
Stanton, 1996
Class D1-245, Maxwell, 1991
Class D2-265, Falls City Sacred Heart, 1990

Points, Both Teams

State Record-189, Bellevue West 95, Creighton
Preparatory 94 3OT, 2021
Class A-189, Bellevue West 95, Creighton
Preparatory 94 3OT, 2021
Class B-162, Aurora 91, Laurel 71, 1971
Class C1-181, Sutton 100, Norfolk Catholic 81, 1990
Class C2-171, Doniphan 91, Homer 80, 1997
Class D1-164, Bancroft-Rosalie 97, Culbertson 67, 1998
Class D2-168, Brady 86, Prague 82, 1992

POINTS, LOSING TEAM

State Record-94, Creighton Preparatory, 2021
Class A-94, Creighton Preparatory, 2021
Class B-80, Aurora, 1971
Class C1-82, Ashland-Greenwood, 1995
Class C2-80, Homer, 1997
Class D1-77, Culbertson, 1997
Class D2-82, Prague, 1992

INDIVIDUAL RECORDS

POINTS, ONE GAME

State Record-52, Kim Veerhusen, Adams, 1972
Class A-50, Andre Woolridge, Omaha Benson, 1992
Class B-51, Jeremy Kildare, Schuyler, 1992
Class C1-41, C.J. Cowgill, Grand Island Central
Catholic, 1996
Class C2-39, Ryan Young, Grant, 1985
Class D1-43, Wes Eikmeier, Archbishop Bergan, 2008
Class D2-40, Anthony Harms, Filley, 1998

FIELD GOALS, ONE GAME

State Record-22, Kim Veerhusen, Adams, 1972
Class A-18, Allen Graves, Lincoln High, 1955 (AA)
17, Andre Woolridge, Omaha Benson, 1992 (A)
Class B-20, Charles Jura, Schuyler, 1968;
Jeremy Kildare, Schuyler, 1992
Class C1-17, Steve Shalla, Grant, 1992
Class C2-17, Ryan Young, Grant, 1985
Class D1-16, Ken Sanders, Humphrey St. Francis, 1990;
Chad Ideus, Adams, 1992;
Wes Eikmeier, Archbishop Bergan, 2008
Class D2-14, Jason Lauby, Lexington St. Ann, 1985;
Sean Armstrong, Big Springs, 1986;
Mark Bloom, Spalding Academy, 1988;
Casey Bender, Lindsay Holy Family, 2004;
Austin Kaczor, Ewing, 2009

FREE THROWS, ONE GAME

State Record-23, Kent Reckewey, Lincoln East, 1971
Class A-23, Kent Reckewey, Lincoln East, 1971
Class B-18, Ty Danielson, York, 2013
Class C1-16, Grant Lahm, Columbus Scotus, 2014
Class C2-17, Matt Davison, Tecumseh, 1996 & 1997
Class D1-17, Randy Gilson, Maxwell, 1991
Class D2-17, Matt Cumro, Table Rock-Steinauer, 1995

POINTS, TOURNAMENT

State Record-121, Kim Veerhusen, Adams, 1972
Class A-118, Kent Reckewey, Lincoln East, 1971
Class B-109, Charles Jura, Schuyler, 1968
Class C1-88, Turner Fahey, Grand Island Central
Catholic, 2011
Class C2-94, Tony Davis, Bertrand, 1992
Class D1-107, Wes Eikmeier, Archbishop Bergan, 2008
Class D2-98, Anthony Harms, Filley, 1998

THREE-POINT GOALS, TOURNAMENT

State Record-18, Trevor Leach, Hastings St. Cecilia, 2018
Class A-13, Jalen Bradley, Norfolk, 2010
Class B-16, Trey Bardsley, Beatrice, 2012
Class C1-16, Chad Geiger, Milford, 1998
Class C2-18, Trevor Leach, Hastings St. Cecilia, 2018
Class D1-15, Daniel Wegener, Humphrey St. Francis, 2006
Class D2-14, Tucker Pinyan, Parkview Christian, 2016

THREE-POINT GOALS, ONE GAME

State Record-11, C.J. Cowgill, Grand Island Central
Catholic, 1996
Class A-10, Alvin Mitchell, Omaha Burke, 1994
Class B-7, Jeremy Kildare, Schuyler, 1992
Class C1-11, C.J. Cowgill, Grand Island Central
Catholic, 1996
Class C2-8, Trevor Leach, Hastings St. Cecilia, 2018
Class D1-8, Daniel Wegener, Humphrey St. Francis,
2006
Class D2-7, Tucker Pinyan, Parkview Christian, 2016

ALL-TIME CAREER STATE TOURNAMENT SCORING LEADERS

Points Player, School, Year

260-Jason Glock, Wahoo, 1988-91
253-Steve Simon, Falls City Sacred Heart, 1988-91
223-Antione Young, Bellevue West, 2005-08
214-Bill Jackman, Grant, 1979-82
210-Jay Spearman, Sutton, 1987-90
209-Mike Gessell, South Sioux City, 2010-12
207-Crale Bauer, Hildreth, 1976-78
207-Connor Beranek, Ravenna, 2009-12
206-Tredyn Prosocki, Riverside, 2016-19
205-Kurt Lauer, Gibbon, 1963-64
201-Chuck Jura, Schuyler, 1966-68
200-Drake Beranek, Ravenna, 2004-06
198-Ryan Young, Grant, 1982-85
198-Justin Haynes, Sterling, 1993-96
189-Austin Kaczor, Ewing, 2007-10
188-Chad Ideus, Adams, 1992-94
187-Dalton Taylor, Columbus Scotus, 2014-17
186-Josh Jones, Omaha Central, 2005-08
184-Lucas Vogt, BRLD, 2018-2021
183-Troy Terwilliger, Grant, 1988-91
182-Fred Hare, Omaha Technical, 1960-63
182-Chucky Hepburn, Bellevue West, 2018-21
182-Brady Timm, Yutan, 2018-21
181-John Spearman, Sutton, 1987-90
179-Anthony Harms, Filley, 1996-98
176-Bob Siegel, Fairbury, 1970-73
176-David Wingett, Winnebago, 2015-17
172-Wally Anderzunas, Creighton Preparatory, 1962-
64
170-Kim Veerhusen, Adams, 1971-72
165-Doug Wemhoff, Mt. Michael Benedictine, 1983-
85
163-Lindley Thompson, Paxton, 1993-96
162-Randy Gilson, Maxwell, 1989-92
162-Tyson Gordon, Omaha Skutt Catholic, 2018-20
160-Ron White, Boys Town, 1964-66
157-Mike Hancock, Wahoo, 1992-94
156-Jim Gregory, Omaha Burke, 1975-77
156-Dann Martin, Maxwell, 1982-85
155-Jeff Hayes, Lyons, 1978-79
154-Kelly Hendricks, Lincoln Pius X, 1986-89
153-Alton Mason, Lincoln Northeast, 1994-96
152-Mike Hahn, Lincoln Northeast, 1996-98
152-Drew Ott, Giltner, 2009-12
150-Jalen Bradley, Norfolk, 2009-12
149-Ken Sander, Humphrey St. Francis, 1988-90
149-Dave Ochsner, Elgin, 1993-95
148-Akoy Agau, Omaha Central, 2010-13
146-Chris Wagner, Guardian Angels Central Catholic,
1997-2000
146-Wes Eikmeier, Archbishop Bergan, 2007-08
143-Jeff Allgood, Bellevue West, 2005-08
142-Don Hinzeman, Western, 1954-55
142-Trevor Cyboron, Ravenna, 2009-12
141-Gary Shoup, Hordville, 1981-82
141-Kevin Thiele, Clearwater, 1984-86
141-Ike Mahoney, Omaha Technical, 1918-21
140-Dusty Jura, Columbus Lakeview, 1999-2002
140-Noah Valasek, Riverside, 2015-17
139-Terry Egger, Sprague-Martell, 1966-67
139-Khryl Thomas, Omaha Benson, 2011-14
138-Glen Einspahr, Hildreth, 1948-49
138-John Kroeker, Henderson, 1982-85
138-Tyler Petersen, Louisville, 2004-07
137-Buck Sells, Falls City Sacred Heart, 1988-90
137-Mike Simons, Wahoo, 1993-96

NSAA Boys Basketball Past Champions

CLASS A

2021-Millard North (26-2) 84, Bellevue West (24-3) 78 OT
2020-Bellevue West (24-3) 64, Millard North (24-4) 62
2019-Omaha South (21-6) 58, Omaha Central (22-6) 56
2018-Creighton Preparatory (26-1) 56, Bellevue West (20-7) 46
2017-Norfolk 68 (23-4), Papillion-La Vista (24-5) 49
2016-Omaha South (28-1) 59, Fremont (25-3) 50
2015-Creighton Preparatory (27-2) 46, Omaha South (23-4) 41
2014-Bellevue West (21-6) 56, Omaha Westside (21-6) 50 OT
2013-Omaha Central (26-4) 69, Papillion-La Vista (24-4) 44
2012-Omaha Central (30-0) 55, Omaha South (20-10) 38
2011-Omaha Central (26-3) 52, Omaha Bryan (25-5) 48
2010-Omaha Central (23-4) 71, Norfolk (22-3) 58
2009-Creighton Preparatory (22-5) 34,
Lincoln Southwest (22-3) 31
2008-Omaha Central (25-3) 59, Bellevue East (18-10) 58
2007-Omaha Central (19-7) 93, Bellevue West (18-10) 85 OT
2006-Omaha Central (24-4) 84, Bellevue West (26-3) 79 OT
2005-Bellevue West (27-1) 67, Creighton Preparatory (17-7) 49
2004-Bellevue West (23-2) 70, Omaha Westside (21-5) 51
2003-Lincoln High (19-3) 43, Lincoln Southeast (21-3) 38
2002-Grand Island (23-1) 51, Lincoln Southeast (20-4) 29
2001-Lincoln East (16-8) 36, Columbus (17-6) 35
2000-Bellevue West (23-1) 70, Omaha Burke (20-4) 53
1999-Grand Island (16-9) 73, Bellevue West (21-4) 46
1998-Lincoln Northeast (22-1) 70, Omaha Benson (20-4) 64
1997-Lincoln Northeast (18-5) 66, Lincoln East (15-9) 48
1996-Lincoln Northeast (18-5) 67, Columbus (20-3) 55
1995-Lincoln Northeast (22-3) 79, Millard South (19-6) 53
1994-Creighton Preparatory (24-3) 57,
Lincoln Northeast (22-3) 44
1993-Papillion-La Vista (20-4) 58, Omaha Burke (17-6) 52 OT
1992-Omaha Benson (22-3) 95, Hastings (19-4) 76
1991-Millard South (22-3) 66, Bellevue West (15-10) 47
1990-Omaha South (22-2) 65, Lincoln Northeast (20-4) 53
1989-Millard South (25-0) 47, Columbus (20-2) 45
1988-Millard South (21-4) 60, Omaha Benson (15-8) 38
1987-Norfolk (20-3) 62, Lincoln Northeast (18-6) 61
1986-Omaha Burke (23-2) 47, Omaha Northwest (17-7) 45
1985-Omaha Northwest (23-2) 61, Lincoln East (21-3) 60
1984-Millard South (22-3) 58, Omaha Northwest (20-5) 46
1983-Millard South (20-4) 67, Omaha Westside (23-2) 54
1982-Lincoln Northeast (23-1) 61, Omaha Northwest (19-6) 54
1981-Creighton Preparatory (22-3) 54,
Omaha Benson (21-4) 53
1980-Omaha Westside (24-2) 63, Lincoln East (21-2) 55
1979-Omaha Northwest (15-8) 82,
Lincoln Southeast (16-8) 63
1978-Lincoln East (19-4) 66, Lincoln Southeast (15-6) 49
1977-Omaha Burke (17-8) 66, Lincoln High (13-11) 61
1976-Creighton Preparatory (23-2) 48,
Omaha North (19-6) 44
1975-Omaha Central (24-1) 47,
Creighton Preparatory (23-3) 38
1974-Omaha Central (22-3) 57, Lincoln East (18-3) 49
1973-Lincoln Northeast (19-2) 54, Omaha Westside (16-9) 50
1972-Columbus (19-4) 71, Lincoln East (16-5) 67
1971-Lincoln East (19-2) 74, Papillion (20-3) 72
1970-Lincoln Northeast (18-3) 64, Omaha Tech (18-5) 54
1969-Creighton Preparatory (21-4) 74,
Omaha Central (13-10) 48
1968-Lincoln Northeast (15-6) 54, Omaha Central (20-1) 50
1967-Lincoln Northeast (18-3) 64, Omaha Central (22-2) 57
1966-Boys Town 53, Lincoln Northeast (17-3) 44
1965-Boys Town (22-2) 45, McCook (19-2) 41
1964-Creighton Preparatory (22-3) 64, Bellevue (18-3) 53
1963-Omaha Tech (22-2) 91, Creighton Preparatory (21-3) 73
1962-Lincoln Northeast (19-2) 68, Omaha Tech (17-4) 64
1961-Fremont (19-3) 60, Creighton Preparatory (10-11) 38
1960-Omaha South (21-0) 53, Lincoln Southeast (16-5) 47
1959-(AA) Lincoln High (19-0) 61, Omaha South (17-3) 51
1959-(A) Beatrice (18-3) 52, Holdrege (16-4) 46
1958-(AA) Lincoln High (14-4) 45, Omaha Central (15-4) 38
1958-(A) Omaha Holy Name (18-2) 59, Ogallala (18-2) 48
1957-(AA) Boys Town (15-5) 53, Grand Island (11-7) 43
1957-(A) Omaha Holy Name (18-3) 51, Lexington (14-7) 46

1956-(AA) Boys Town (14-5) 56, Lincoln Northeast (14-5) 43
1956-(A) Falls City (17-4) 40, Gering (18-3) 37
1955-(AA) Scottsbluff (15-6) 63,
Creighton Preparatory (14-6) 61
1955-(A) Omaha Holy Name (23-0) 62, Ogallala (15-2) 43
1954-Hastings (18-3) 58, Omaha Benson (18-3) 42
1953-Boys Town (17-4) 60, North Platte (15-7) 39
1952-Scottsbluff (17-6) 50, Fremont (15-6) 39
1951-Fremont (15-6) 39, Omaha Benson (16-6) 34
1950-Lincoln Northeast (19-1) 36, Scottsbluff (17-5) 31
1949-Lincoln Northeast (19-3) 35, Hastings (22-4) 32
1948-Grand Island (22-1) 50, Lincoln Northeast (18-4) 24
1947-Grand Island (23-0) 40, Lincoln High (19-5) 36
1946-Lincoln High (26-0) 36, Omaha Benson (18-4) 30
1945-Creighton Preparatory (20-2) 33, Scottsbluff (21-2) 23
1944-Omaha South (18-3) 13, Columbus (12-5) 10
1943-Lincoln High (21-1) 29, Omaha Benson (18-2) 24
1942-Lincoln High (19-3) 35, Lincoln Northeast (17-7) 27
1941-Scottsbluff (26-0) 40, Fremont (13-9) 23
1940-Creighton Preparatory (20-3) 31, Lincoln High (13-10) 16
1939-Falls City (20-1) 23, Jackson (18-5) 20
1938-Lincoln High (16-7) 24, Ainsworth (26-1) 18
1937-Omaha South (21-3) 26, Jackson (21-2) 22
1936-Creighton Preparatory 24, Jackson (23-1) 22
1935-Creighton Preparatory 22, Fremont (17-3) 19
1934-Lincoln High (21-1) 21, Crete (18-4) 12
1933-Columbus (22-1) 14, Hastings (17-6) 12
1932-Crete (23-1) 23, Hastings (16-7) 11
1931-Nebraska Deaf (29-0) 17, Crete (17-3) 11
1930-Lincoln High (22-3) 27, Kearney (19-1) 16
1929-St. Paul (22-0) 25, Hastings 22
1928-St. Paul (20-1) 18, Grand Island 11
1927-Lincoln High (26-3) 23, Crete (18-3) 18
1926-Omaha Tech (14-0) 17, Lincoln High (18-6) 14
1925-Omaha Tech (18-2) 13, Lincoln High (11-7) 12
1924-Creighton Preparatory 20, Omaha Central 9
1923-Omaha Tech (11-6) 25, Hastings 11
1922-Sutton (14-8) 13, Crete (17-3) 11
1921-Omaha Commerce (16-1) 11, University Place 9
1920-Lincoln High (16-0) 25, Omaha Commerce 13
1919-Shelton (10-0) 20, Omaha Commerce 15
1918-Lincoln High (16-1) 19, Omaha Central (10-5) 13
1917-Lincoln High (19-2) 17, Omaha Central (17-5) 12
1916-Beatrice (10-6) 15, Crete 11
1915-Lincoln High (21-1) 17, Omaha Central (9-5) 10
1914-Lincoln High (14-7) 21, Omaha Central (8-6) 18
1913-Geneva (22-3) 41, University Place 26
1912-Omaha Central (17-7) 21, South Omaha 9
1911-Beatrice (9-3) 19, South Omaha (10-3) 17

CLASS B

2021-Beatrice (19-6) 36, Elkhorn (19-8) 34 OT
2020-Omaha Skutt Catholic (26-0) 59,
Omaha Roncalli Catholic (23-5) 31
2019-Lincoln Pius X (27-2) 71,
Omaha Roncalli Catholic (25-3) 59 (20T)
2018-York (27-1) 61, Omaha Skutt Catholic (25-4) 56 (20T)
2017-Gretna (27-2) 55, Scottsbluff (26-3) 53
2016-Gretna (27-1) 52, Scottsbluff (24-4) 33
2015-Elkhorn South (21-5) 60, Sidney (22-5) 51
2014-Omaha Skutt Catholic (22-6) 59, Beatrice (22-3) 45
2013-South Sioux City (16-12) 55, Scottsbluff (23-6) 53
2012-Scottsbluff (25-3) 64, South Sioux City (19-7) 61
2011-South Sioux City (24-2) 69, Gretna (25-3) 56
2010-South Sioux City (19-5) 60,
Omaha Skutt Catholic (21-7) 56 OT
2009-Ralston (23-4) 61, Beatrice (20-3) 49
2008-Beatrice (21-3) 39, Elkhorn (19-7) 36
2007-Omaha Skutt Catholic (21-3) 59, Beatrice (21-3) 52
2006-Omaha Skutt Catholic (19-5) 66, Holdrege (17-6) 62 OT
2005-Beatrice (24-0) 54, Mt. Michael Benedictine (23-2) 49
2004-Lincoln Pius X (15-8) 64, Ralston (23-3) 38
2003-Norris (22-3) 49, Ralston (13-13) 42
2002-Norris (21-3) 57, Lincoln Pius X (17-5) 54
2001-Alliance (24-1) 53, Beatrice (21-3) 50
2000-Lincoln Pius X (20-3) 77, McCook (20-6) 52

1999-Chadron (21-3) 48, Schuyler (18-8) 47
1998-Beatrice (22-3) 60, Lincoln Pius X (17-6) 46
1997-Chadron (20-4) 58, Gering (20-3) 47
1996-Omaha Roncalli Catholic (18-9) 79, Hastings (9-14) 66
1995-Norris (24-1) 60, Lexington (18-5) 59
1994-Wahoo (27-1) 62, Norris (26-1) 47
1993-Wahoo (25-0) 74, Hartington Cedar Catholic (21-3) 42
1992-Lincoln Pius X (20-5) 59, Ogallala (20-2) 50
1991-Wahoo (26-0) 62, York (20-4) 50
1990-Wahoo (26-0) 66, Grand Island Northwest (22-4) 58
1989-Wahoo (26-0) 68, Lincoln Pius X (23-1) 66
1988-Wahoo (23-1) 50, Lincoln Pius X (20-4) 48
1987-Aurora (22-3) 67, Lincoln Pius X (19-5) 56
1986-Holdrege (19-3) 59, Gering (18-3) 56
1985-Mt. Michael Benedictine (22-2) 53, Valentine (22-2) 46
1984-Hartington Cedar Catholic (21-2) 47,
Mt. Michael Benedictine (21-2) 42
1983-Mt. Michael Benedictine (22-1) 56, Fairbury (22-4) 45
1982-Gretna (20-2) 56, Lincoln Pius X (23-1) 47
1981-Sidney (21-3) 55, Holdrege (15-7) 50
1980-Hartington Cedar Catholic (25-0) 79, Aurora (22-3) 74
1979-Norris (26-0) 51, Aurora (22-2) 44
1978-Fairbury (20-3) 52, Madison (22-3) 45
1977-Omaha Ryan (20-3) 50, Seward (21-3) 33
1976-Aurora (18-6) 53, Holdrege (18-5) 52
1975-Crete (20-4) 76, Omaha Tech (20-6) 57
1974-Lincoln Pius X (20-5) 44, Lexington (21-3) 42
1973-Fairbury (25-2) 60, Sidney (23-2) 54
1972-Omaha Cathedral (22-3) 66, Crete (21-4) 65
1971-Fairbury (22-3) 65, Cozad (21-2) 64
1970-Cozad (22-0) 78, Laurel (25-2) 69
1969-Crete (22-2) 65, Cozad (16-5) 46
1968-Schuyler (21-1) 73, Seward (17-7) 54
1967-Holdrege (22-1) 66, Schuyler (20-3) 54
1966-Millard (23-2) 54, Omaha Holy Name 41
1965-Geneva (19-3) 59, Madison (21-3) 53
1964-Ralston (23-2) 58, Omaha Holy Name (22-2) 52
1963-Falls City (22-2) 56, Minden (17-4) 51
1962-Gothenburg (19-1) 64, Blair (17-5) 58
1961-Chadron (16-2) 56, Burwell (22-3) 53
1960-Syracuse (21-2) 55, Omaha Holy Name (19-3) 53
1959-Syracuse (23-1) 46, Minden (18-3) 38
1958-Minden (17-4) 55, Fullerton (22-2) 42
1957-Geneva (18-3) 50, Lincoln Univ. High (16-5) 50
1956-Wayne (20-1) 61, Hebron (17-5) 56
1955-Minden (18-3) 55, Chappell (20-3) 34
1954-Lincoln Univ. High (20-1) 49, Tecumseh (20-5) 43
1953-Cozad (19-3) 50, Fullerton (17-4) 40
1952-Minden (22-1) 49, Omaha Holy Name (22-1) 35
1951-David City (18-4) 60, Wayne (21-2) 55
1950-Omaha Holy Name (21-1) 49, Minden (22-1) 36
1949-Seward (21-1) 33, Omaha Holy Name (23-2) 29
1948-Seward (20-2) 52, Ord (17-5) 42
1947-Lexington (21-1) 36, Seward (17-6) 31
1946-Omaha Holy Name (26-0) 48, Lexington (25-1) 26
1945-Sidney (15-3) 23, Lexington (11-6) 21
1944-York (15-0) 25, Wayne (12-3) 18
1943-Humphrey St. Francis (30-1) 38, Culbertson (25-1) 24
1942-Wayne (18-5) 26, Sidney (12-9) 19
1941-Humphrey St. Francis (30-2) 32, Harvard (19-2) 28
1940-Winnebago (22-2) 23, Minatare (22-3) 22
1939-Beaver Crossing (22-2) 25, Oakdale (20-4) 22
1938-Bethany (21-3) 21, Genoa (15-4) 19
1937-Bethany (15-8) 26, Culbertson (20-4) 18
1936-Bethany (17-5) 31, Peru Preparatory 18
1935-Mead (23-0) 29, Stockham (22-1) 20
1934-Bellwood (21-0) 18, Stockham (22-1) 17
1933-Duncan (23-1) 22, Swanton (15-1) 11
1932-Mead (22-0) 26, Arlington (19-1) 22
1930-Barneston 27, College 11
1929-Valley 28, Wesleyan Preparatory 11
1928-Indianola 20, Gothenburg 14
1927-Ravenna 10, Norfolk 8
1926-Columbus 26, Indianola 20
1925-St. Paul (20-1) 16, Alma 15
1924-Beatrice (14-8) 20, Genoa Indians 8

NSAA Boys Basketball Past Champions

1923-Seward 34, Chappell 11
1922-Ravenna (19-1) 14, Genoa Indians 8
1921-Nebraska City 16, Central City (10-7) 15
1920-Superior (13-1) 19, Arlington 17
1919-Sutton 39, Arlington 12
1918-Shelton (17-1) 46, Oakdale 23
1917-Hardy 26, West Point 11
1916-Minden (15-2) 18, Arlington 9
1915-Hebron 18, Minden 7

CLASS C1

2021-Auburn (26-0) 41, Adams Central (26-3) 33
2020-Auburn (29-0) 58, Ogallala (23-5) 34
2019-Auburn (24-3) 30, North Bend Central (25-4) 29
2018-Wahoo (27-2) 70, Winnebago (22-7) 66 (OT)
2017-Bishop Neumann (26-3) 80, Wahoo (22-6) 57
2016-Bishop Neumann (26-2) 63, Adams Central (24-5) 54
2015-Winnebago (27-1) 66, Columbus Scotus (22-6) 51
2014-Bishop Neumann (22-6) 68, Wahoo (22-6) 47
2013-Wahoo (29-0) 45,
Boone Central/Newman Grove (23-7) 42
2012-Boys Town (27-1) 58, Wahoo (24-4) 55
2011-Norfolk Catholic (26-2) 56, Minden (23-2) 45
2010-Hastings St. Cecilia (25-1) 46, Chadron (23-2) 40
2009-Hastings St. Cecilia (24-1) 61, Chadron (25-1) 58
2008-Hastings St. Cecilia (23-2) 50, Bennington (25-1) 43
2007-Ainsworth (24-1) 63, Chadron (18-8) 59
2006-Boys Town (22-4) 68, Louisville (23-3) 62
2005-Syracuse (24-2) 55, Bishop Neumann (23-4) 46
2004-Kearney Catholic (26-1) 63, Lincoln Christian (13-13) 48
2003-Bishop Neumann (26-0) 68, Chase County (24-1) 52
2002-Bishop Neumann (25-1) 74,
Columbus Lakeview (23-2) 61
2001-Columbus Lakeview (23-2) 55,
Bishop Neumann (22-3) 53
2000-Grand Island Central Catholic (28-1) 53,
Pierce (17-9) 35
1999-Lincoln Christian (24-4) 52, Fairbury (17-7) 50
1998-Wahoo (23-3) 57, Milford (22-3) 45
1997-Aquinas Catholic Catholic (21-4) 53, St. Paul (22-4) 41
1996-Wahoo (23-3) 63, St. Paul (24-2) 52
1995-St. Paul (24-2) 55, Fairbury (18-7) 42
1994-Sandy Creek (25-2) 80, Hershey (23-3) 68
1993-Hershey (19-6) 73, Lincoln Christian (21-5) 68 OT
1992-Battle Creek (21-2) 64, Tecumseh (21-5) 62
1991-Bishop Neumann (21-4) 60,
Hartington Cedar Catholic (20-5) 54
1990-Bridgeport (25-0) 55, Wisner-Pilger (22-4) 51
1989-Sutton (22-4) 71, Sandy Creek (23-2) 62
1988-West Holt (24-0) 85, Tri County (20-7) 78
1987-Archbishop Bergan (21-4) 72, Sutton (12-6) 61
1986-Omaha Cathedral (20-6) 79, Sandy Creek (23-3) 70
1985-Arlington (25-0) 57, Bayard (25-1) 42
1984-Madison (24-2) 57, Bayard (23-3) 47

CLASS C2

2021-Grind Island Central Catholic (25-4) 55, Yutan (24-3) 34
2020-Bancroft-Rosalie/Lyons-Decatur Northeast (29-0) 61,
Grand Island Central Catholic (25-4) 47
2019-Bancroft-Rosalie/Lyons-Decatur Northeast (27-1) 53,
Yutan (23-6) 42
2018-Ponca (30-1) 50, Hastings St. Cecilia (24-4) 40
2017-Ponca (27-4) 52, Neligh-Oakdale (26-4) 45
2016-Hastings St. Cecilia (24-4) 57,
Elmwood-Murdock (24-5) 38
2015-Hastings St. Cecilia (27-1) 60, Freeman (27-3) 36
2014-Archbishop Bergan (24-3) 71, Ainsworth (25-3) 69 OT
2013-Southern Valley (24-3) 38, Sutton (27-2) 34 (OT)
2012-Ravenna (28-0) 61, Lutheran High Northeast (23-3) 51
2011-Lincoln Christian (20-8) 46,
Archbishop Bergan (22-6) 43
2010-Ravenna (25-3) 57, Archbishop Bergan (22-4) 51
2009-Ravenna (23-5) 57, Freeman (25-2) 51
2008-Elmwood-Murdock (23-3) 59,
Grand Island Central Catholic (17-8) 48
2007-Ponca (26-1) 56, Oakland-Craig (19-8) 48
2006-Aquinas Catholic (24-2) 60, Ravenna (25-2) 55

2005-Ravenna (27-0) 66, Wakefield (20-8) 28
2004-Cambridge (26-1) 58, Louisville (19-4) 50
2003-Sutton (25-0) 47, West Point Central Catholic (20-7) 42
2002-Randolph (21-5) 50, Sutton (23-3) 43
2001-Laurel-Concord (22-4) 43, Elmwood-Murdock (21-5) 26
2000-Humboldt/Table Rock-Steinauer (24-4) 51,
Ponca (27-1) 46
1999-West Point Central Catholic (19-7) 59,
Doniphan (18-6) 48
1998-West Point Central Catholic (20-6) 49, Grant (21-2) 44
1997-Tecumseh (28-0) 50, Bishop Neumann (22-4) 41
1996-Stanton (24-3) 67, Lincoln Christian (22-6) 66 OT
1995-Laurel-Concord (24-2) 74, Lincoln Christian (23-3) 59
1994-Sterling (23-4) 65, Osmond (20-4) 54
1993-Sterling (20-3) 66, Republican Valley (19-6) 50
1992-Bertrand (21-1) 69, Shelby (20-3) 56
1991-Lincoln Christian (20-5) 62, Grant (23-1) 61
1990-Grant (22-1) 66, Scribner-Snyder (23-2) 54
1989-Grant (22-1) 61, Deshler (20-4) 41
1988-Lincoln Christian (25-1) 70, Pleasanton (22-1) 65
1987-Humphrey (25-2) 47, Nemaha Valley (21-4) 37
1986-Henderson (18-4) 56, Newcastle (19-2) 51
1985-Grant (24-1) 67, Scribner (16-7) 62
1984-Henderson (25-0) 71, Grant (22-2) 58

CLASS D1

2021-Humphrey/Lindsay Holy Family (23-5) 52,
Howells-Dodge (20-9) 47 OT
2020-Laurel-Concord-Coleridge (26-5) 76,
Southern Valley (21-6) 31
2019-Humphrey/Lindsay Holy Family (23-6) 61,
Archbishop Bergan (19-9) 46
2018-Lourdes Central Catholic (21-8) 32, Kenesaw (28-1) 25
2017-Lourdes Central Catholic (24-5) 47,
Guardian Angels Central Catholic (16-14) 44
2016-Lourdes Central Catholic (25-5) 61, Walthill (22-4) 50
2015-High Plains Community (26-2) 64,
Humphrey St. Francis (23-5) 61
2014-Randolph (23-4) 54, Overton (24-5) 42
2013-Howells-Dodge (29-0) 49, Paxton (27-1) 34
2012-St. Mary's (28-0) 56, Pawnee City (25-4) 54
2011-West Point Central Catholic (21-8) 73,
Howells (24-2) 63
2010-Freeman (26-2) 52, Overton (21-4) 38
2009-Mead (19-6) 55, Humphrey St. Francis (21-5) 52
2008-Archbishop Bergan (27-0) 56,
Humphrey St. Francis (23-3) 43
2007-Wauneta-Palisade (25-0) 71, Leigh (23-3) 60
2006-Humphrey St. Francis (23-3) 70, Axtell (26-1) 34
2005-Pleasanton (23-3) 70, Humphrey St. Francis (15-10) 48
2004-Falls City Sacred Heart (25-3) 44, Shelby (19-5) 35
2003-Spencer-Naper (27-0) 32, Howells (20-6) 31
2002-Spencer-Naper (28-0) 67, Scribner-Snyder (18-7) 54
2001-Falls City Sacred Heart (24-5) 59,
Spencer-Naper (27-1) 44
2000-Paxton (23-2) 42, Deshler (24-1) 39
1999-Falls City Sacred Heart (26-1) 72, Paxton (22-3) 56
1998-Johnson-Brock (23-4) 76, Bancroft-Rosalie (25-3) 49
1997-Johnson-Brock (21-5) 76, Pleasanton (24-2) 57
1996-Sterling (25-4) 71, Pleasanton (24-2) 53
1995-Paxton (26-1) 54, Sterling (23-6) 46
1994-Humphrey St. Francis (22-4) 68, Hampton (24-3) 67
1993-Adams (25-1) 80, Cedar Rapids (21-4) 48
1992-Humphrey St. Francis (25-1) 80, Wallace (23-2) 69
1991-Maxwell (21-4) 82, Pleasanton (23-1) 69
1990-Humphrey St. Francis (25-0) 86, Sandhills (22-2) 53
1989-Falls City Sacred Heart (26-0) 82, Maxwell (20-2) 53
1988-Falls City Sacred Heart (23-1) 65,
Humphrey St. Francis (22-3) 58
1987-Sterling (23-1) 57, Hampton (22-2) 56
1986-Exeter (21-4) 63, Beemer (21-5) 55
1985-McCool Junction (24-0) 77, Elmwood (20-5) 59
1984-Palmer (23-0) 63, Pleasanton (19-5) 61

CLASS D2

2021-Falls City Sacred Heart (20-7) 64,
Parkview Christian (27-2) 47

2020-Falls City Sacred Heart (29-1) 45,
Humphrey St. Francis (27-1) 33
2019-Johnson-Brock (24-4) 67, Osmond (27-1) 54
2018-Falls City Sacred Heart (25-3) 59, Riverside (25-3) 42
2017-Mullen (27-2) 29, Mead (19-7) 28
2016-Humphrey St. Francis (26-2) 33, Mead (25-3) 31
2015-Exeter-Milligan (21-7) 67,
Bancroft-Rosalie (27-2) 62 (2OT)
2014-Bancroft-Rosalie (26-4) 62, High Plains (27-2) 47
2013-Wynot (25-3) 57,
Spalding/Spalding Academy (25-3) 56 (2OT)
2012-Giltner (29-0) 52, Howells (26-2) 41 2OT
2011-Giltner (25-2) 57, Wauneta-Palisade (26-2) 54
2010-Ewing (26-1) 41, Hampton (23-2) 33
2009-Sterling (22-4) 49, Ewing (25-2) 48
2008-Falls City Sacred Heart (26-2) 66, Pleasanton (24-2) 54
2007-St. Edward (24-2) 48, Spencer-Naper (26-1) 42
2006-Ewing (25-2) 48, Spencer-Naper (25-2) 44
2005-Lindsay Holy Family (23-3) 56, Loomis (24-2) 53
2004-Loomis (25-1) 87, Lindsay Holy Family (16-9) 66
2003-Lynch (23-4) 63, Shickley (20-4) 38
2002-Cody-Kilgore (21-4) 48, Greeley (22-3) 45 OT
2001-Greeley (25-1) 62, Ewing (24-3) 56
2000-Chester-Hubbell-Byron (22-4) 50,
Lindsay Holy Family (18-6) 48
1999-Loomis (24-1) 70, Wausa (14-11) 55
1998-Filley (23-2) 71, Loomis (24-2) 68
1997-Shickley (25-0) 61, Dodge (18-8) 52
1996-Filley (26-1) 59, Shickley (23-2) 51
1995-Elgin (23-2) 51, Table Rock-Steinauer (18-8) 39
1994-Odell (18-4) 66, Elgin (20-7) 47
1993-Elgin (21-5) 63, Hyannis (21-2) 62
1992-Hildreth (21-1) 50, Brady (16-7) 49
1991-Falls City Sacred Heart (23-2) 76, Hildreth (18-5) 54
1990-Falls City Sacred Heart (23-2) 85, Hampton (23-3) 65
1989-Hampton (24-1) 49, Hildreth (13-9) 43
1988-Hampton (20-4) 69, Spalding Academy (16-5) 55
1987-Clearwater (25-1) 50, Amherst (13-8) 40
1986-Clearwater (23-1) 49, Lexington St. Ann (21-2) 45
1985-Clearwater (20-5) 59, Hildreth (20-3) 53
1984-Clearwater (23-0) 71, Lexington St. Ann (15-7) 31

CLASS C

1983-Howells (23-2) 46, Omaha Cathedral (20-5) 40
1982-Mead (26-0) 71, Ewing (24-2) 59
1981-Grant (26-0) 56, Valley (15-8) 40
1980-Archbishop Bergan (24-3) 57, Hartington (21-4) 48
1979-Lyons (26-0) 75, Yutan (19-5) 41
1978-Howells (26-1) 56, Lyons (23-3) 52
1977-Howells (25-2) 42, Grant (20-6) 34
1976-Geneva (19-9) 75, Walthill (24-2) 72
1975-Louisville (25-2) 48, Grant (25-1) 47
1974-Howells (26-1) 52, Arapahoe (18-7) 47
1973-Howells (26-1) 61, Bertrand (21-4) 37
1972-David City (21-2) 60, Norfolk Catholic (24-2) 52
1971-Pawnee City (25-1) 49, Elkhorn (23-5) 43
1970-Pawnee City (26-0) 49, Henderson (20-5) 48
1969-Hastings St. Cecilia (26-1) 66, Elkhorn (22-5) 65
1968-Grant (25-2) 67, Elkhorn St. John (20-4) 60
1967-Bassett (26-0) 59, Bertrand (23-1) 49
1966-Grant (24-2) 53, Bertrand (25-1) 51
1965-Lincoln Univ. High (21-4) 54, Hebron (20-2) 38
1964-Stanton (22-2) 77, Gibbon (20-5) 63
1963-Utica (22-1) 59, Gibbon (21-3) 57
1962-Spencer (26-1) 63, Utica (23-3) 45
1961-Weeping Water (25-2) 61, Fullerton (20-3) 53
1960-Seward Concordia (17-4) 55, Niobrara (22-3) 36
1959-Louisville (23-1) 59, Hastings St. Cecilia (21-3) 51
1958-Hastings St. Cecilia (23-2) 62, Pawnee City (19-7) 39
1957-Alma (25-1) 56, Waverly (21-3) 46
1956-Geneva (14-7) 53, Clarkson (27-1) 51
1955-Chadron Preparatory (24-0) 54, Clarkson (26-2) 50
1954-Syracuse (27-0) 47, Franklin (29-1) 28
1953-Chappell (23-2) 61, Clarkson (26-1) 48
1952-Chadron Preparatory (26-0) 35, Gibbon (22-4) 24
1951-Hildreth (23-2) 59, Chappell (22-4) 43

NSAA Boys Basketball Past Champions

1950-Chadron Preparatory (27-0) 47, Waverly (23-4) 37
1949-Waverly (26-1) 42, Chappell (20-5) 23
1948-Wakefield (24-1) 35, Waverly (27-1) 31
1947-Atkinson St. Joseph (27-1) 43, Plymouth (26-1) 36
1946-Atkinson St. Joseph (27-0) 39,

Humphrey St. Francis (24-4) 33
1945-College View 34, Oakland (24-4) 26
1944-Wakefield (18-1) 23, Culbertson (21-2) 22
1942-Culbertson (23-1) 27, College View 22
1941-Thayer (25-0) 36, Weston (23-4) 26
1940-Thayer (25-1) 34, Duncan (23-3) 17
1939-Ohioa (23-4) 20, Surprise (26-3) 13
1938-Bratton Union (22-2) 19, Octavia (19-5) 18
1937-Liberty (20-5) 18, Octavia (25-1) 16
1936-Thayer (25-3) 23, Creston (19-6) 18
1929-Rockville (18-2) 19, Imperial 12
1928-Tilden 13, Peru Preparatory 8
1927-Genoa Indians 19, Potter (18-2) 8
1926-Wahoo 9, St. Paul 8
1925-Indianola 22, Ashland 13
1924-Dunbar 11, Wahoo 7
1923-Valentine 18, Harvard 8
1922-Ansley 15, DeWitt 6
1921-Ravenna (19-2) 18, Friend 6
1920-Havelock 22, Plattsmouth 14
1919-Hardy 20, Seward 5
1918-Hardy 14, Exeter 2
1917-Diller 33, Alexandria 13
1916-Humboldt 22, Dunbar 20

CLASS D

1983-Lawrence (23-1) 50, Coleridge (22-3) 48
1982-Hordville (25-1) 70, Maxwell (25-2) 61
1981-Hordville (24-2) 41, Filley (24-1) 40
1980-Filley (27-0) 48, Humphrey (27-1) 27
1979-Filley (27-0) 54, Axtell (22-1) 31
1978-Hildreth (23-0) 70, Polk (23-2) 63
1977-Adams (27-2) 70, Cambridge (21-4) 52
1976-Nelson (23-1) 54, Hildreth (16-7) 48
1975-Shickley (26-3) 71, Sterling (17-7) 42
1974-Palmer (22-1) 68, Falls City Sacred Heart (19-5) 57
1973-Hampton (26-0) 42, Yutan (23-2) 40
1972-Adams (21-4) 71, Palmer (25-3) 43
1971-Benedict (25-0) 53, Hildreth (23-4) 45
1970-Shickley (24-0) 61, Overton (20-4) 44
1969-Sterling (26-2) 59, Clarks (21-3) 42
1968-Adams (20-7) 55, Sutherland (19-7) 53
1967-Sprague-Martell (22-4) 67, Potter (21-4) 41
1966-Marquette (25-3) 60, Elgin St. Boniface 48
1965-Beaver Crossing (18-6) 48, Odell (24-4) 46
1964-Beaver Crossing (26-1) 51, Herman (21-1) 50
1963-DeWitt (22-0) 49, Herman (25-1) 47
1962-Polk (24-0) 41, DeWitt (25-1) 34
1961-Polk (27-1) 61, Indianola (27-1) 42
1960-Garland (21-0) 48, Amherst (20-2) 42
1959-Red Willow (27-1) 63, Beaver Crossing (18-7) 59
1958-Clatonia (27-0) 64, Red Willow (27-1) 47
1957-Utica (25-0) 50, Center (20-2) 42
1956-Brady (24-0) 68, Dodge (23-5) 64
1955-Western (23-0) 46, Dwight Assumption (25-1) 43
1954-Western (21-3) 61, Millard (26-3) 58
1953-Chester (24-0) 38, Red Willow (22-4) 25
1952-Uehling (22-3) 53, Palmyra (29-3) 42
1951-Millard (29-1) 42, Axtell (23-4) 37
1950-Glenvil (33-0) 53, Uehling (26-5) 33
1949-Hildreth (26-0) 42, Brady (18-3) 33
1948-Weston (34-0) 27, Hildreth (25-3) 24
1947-Sunflower (21-3) 34, Falls City Sacred Heart (18-5) 32
1946-Hildreth (24-2) 30, Ong (24-2) 24
1945-Hampton (30-0) 35, Paxton (18-7) 29
1944-Hildreth (29-0) 36, Trumbull (27-1) 34
1942-Hampton (26-2) 42, Sunflower (21-3) 26
1929-Dannebrog 16, Stockham 12
1928-North Platte St. Patrick 19, Neligh 15
1927-Peru Preparatory 19, Bethany 12
1926-Nelson 15, Milford 11

1925-Arlington 16, Omaha Benson 12
1924-Lincoln Catholic 20, Indianola 11
1923-Nebraska Deaf (12-2) 18, Havelock 10
1922-Pierce 15, Arlington 14
1921-Minden 24, Osceola 5
1920-Kimball 26, Nebraska Deaf 13
1919-Chester 21, Nebraska City 9
1918-Ravenna 30, Seward 2

CLASS E

1959-Tobias (20-4) 45, Wilsonville (21-4) 36
1958-Byron 52, Raymond 31
1957-Byron (17-2) 51, Phillips (29-2) 38
1956-Holstein (23-5) 46, Farwell (23-1) 35
1955-Holstein (27-0) 46, Edison (20-4) 32
1929-Belgrade 20, Dunbar 12
1928-Wesleyan Preparatory 16, Fairmont 15
1927-Atkinson 21, Clarkson 14
1926-Curtis 16, Reynolds 14
1925-Stockham 13, Eddyville 11
1924-Yutan 16, Nelson 13
1923-Waco 17, Broken Bow 9
1922-Alexandria 14, Shelton 9
1921-Fairmont 14, Fairfield 9
1920-Omaha Benson (15-1) 16, Kenesaw 13
1919-Gretna 28, Plainview 14
1918-Scribner 17, Sidney 15

CLASS F

1929-Goehner 23, Daykin 14
1928-Swanton 24, Shelton 11
1927-Litchfield 18, Dannebrog 12
1926-Mead 18, Wilber 8
1925-Hallam 10, Hickman 9
1924-Clarkson 12, Wisner (10-7) 8
1923-Wisner (15-3) 19, Loup City 16
1922-Clarkson 4, Chester 3
1921-Waco 8, Farnam 7
1920-Aurora 17, Bladen 14
1919-Holbrook 29, Deshler 14
1918-Gretna 32, Bayard 31

CLASS G

1929-Mascot 18, Phillips 6
1928-Osmond 17, Chester 15
1927-Papillion 23, Eagle 13
1926-Papillion 21, Oakdale 15
1924-Brainard 16, Litchfield 13
1923-St. Paul 25, Ashland 17
1922-Nebraska Deaf 9, Talmage 3
1921-Wakefield 16, Franklin Academy 12
1920-DeWitt 28, Lodgepole 12
1919-Ansley 35, Waverly 14
1918-Boelus 20, Randolph 19 OT

CLASS H

1929-Gretna 34, Nora 11
1928-Blue Hill 24, Elgin 7
1927-Ragan 12, Chester 9
1926-Hebron Academy 19, North Bend 13
1924-Alma 11, Huntley (19-1) 9
1923-Neligh 10, Hebron Academy 9
1922-Brainard (20-2) 12, Bladen 8
1921-Waverly 16, St. Edward 11
1920-Genoa 28, Blue Hill 12
1919-Wayne 30, Palmyra 12
1918-Osmond 17, Culbertson 16

CLASS I

1928-Waterloo 18, Valley 9
1927-Scribner 12, Sprague-Martell 11
1926-Bassett 26, Alma 23
1924-Chester 7, Stromsburg 2
1923-Blue Hill 34, St. Edward 18
1922-Bartley 15, Panama 14
1921-Holmesville 10, Scribner 6
1920-Milford 45, Stockham 12

CLASS J

1928-Elwood 12, Beaver Crossing 11
1927-Pleasanton 17, Guide Rock 10
1926-Greenwood 12, Sprague-Martell 5
1924-Belvidere 16, Ruskin 11
1923-Atkinson 17, Bancroft 10
1922-Waterloo 18, Howells 16
1921-Panama 18, Bertrand 11
1920-Lincoln Teachers 11, Craig 7

CLASS K

1928-Goehner 26, Holmesville 22
1927-Beaver Crossing 14, Daykin 5
1926-Douglas 15, Firth 14
1924-Diller 7, Ong 5
1923-Dwight 21, Ruskin 17
1922-Filley 13, Paxton 3
1921-Greenwood 20, Odell 5
1920-Cortland 25, Adams 17

CLASS L

1928-Trumbull (24-2) 26, Avoca 12
1927-Swanton 29, Palisade 21
1926-Sumner 10, Fairmont 9
1924-Henderson 13, Valley 5
1923-Cook 24, Burwell 12
1922-Dodge 24, Princeton 15
1921-Waterloo 10, Cedar Rapids 5

CLASS M

1928-Barneston 12, Ansley 5
1927-Goehner 21, Holmesville 12
1926-Mascot 17, Pilger 10
1924-Boelus 30, Arnold 8
1923-Boelus 19, Ong 17
1922-Ashland 11, Orchard 8
1921-Trumbull 9, Ashland 6

CLASS N

1928-Maywood 16, Cedar Bluffs 15
1927-Plymouth 24, Ohioa 6
1926-Ohioa 14, Trumbull 9
1924-Mascot 16, North Loup 15
1923-Fort Calhoun 18, Dawson 14
1922-Goehner 19, Roseland 14

CLASS O

1928-Greenwood 34, Snyder 6
1927-Bellwood 21, Hampton 4
1926-Atlanta 11, Riverton 9
1924-Phillips 19, Whitman 10
1923-Lincoln Cathedral 21, Utica 15
1922-Clatonia 13, Lincoln Teachers 10

CLASS P

1928-Hampton 13, Henderson 12
1927-Hyannis 15, Bruno 12
1926-Chester 14, Rokeby 9
1924-Holbrook 24, Upland 8

CLASS Q

1928-Glenvil 24, Sunol 8
1926-Deshler 11, Plymouth 8

CLASS R

1926-Filley 24, Barneston 3

CLASS S

1926-Cortland 16, Murdock 14

CLASS T

1926-Virginia 26, Henderson 22

CLASS U

1926-Dwight 15, Liberty 7

CLASS V

1926-Max 14, Leigh 11

NSAA Boys Basketball Championship Bests

MOST STATE CHAMPIONSHIP APPEARANCES

59, Hastings
 57, Lincoln High
 56, Creighton Preparatory
 50, Norfolk
 48, Omaha Central
 44, Crete
 43, Scottsbluff
 42, Beatrice
 42, York
 41, Fremont
 41, Lincoln Northeast
 40, Grand Island
 40, Sidney
 39, Kearney
 39, Wahoo
 38, Columbus
 37, North Platte
 37, Omaha Benson
 37, Omaha South
 36, Lincoln Pius X
 36, Seward
 33, Schuyler
 31, Aurora
 31, Grant
 31, Minden
 31, Sutton
 30, Wayne
 28, Alliance
 28, Falls City
 28, Holdrege
 27, Gering
 27, Hildreth
 27, Humphrey St. Francis
 27, McCook
 27, Ord
 26, Boys Town
 26, Geneva
 26, Hampton
 26, Pierce
 26, Ravenna
 26, Stanton
 26, Sterling
 26, Syracuse
 25, Auburn
 25, Lexington
 25, Mead
 25, Papillion-La Vista
 25, Paxton
 25, Randolph
 25, West Point

CONSECUTIVE STATE CHAMPIONSHIP APPEARANCES

21, Hastings (1920-40)
 21, Scottsbluff (1920-40)
 20, Lincoln High (1911-30)
 16, Beatrice (1911-26)
 14, Omaha Central (1911-24)
 14, Scottsbluff (1943-56)
 13, Kearney (1923-35)
 12, Lincoln High (1936-47)
 12, Minden (1913-1924)
 12, Newman Grove (1913-24)
 10, Wahoo (1915-24)
 10, Wahoo (1987-96)
 9, Crete (1929-37)
 9, Fremont (1916-24)
 9, Fremont (1933-41)
 9, Lincoln Northeast (1946-54)
 9, Omaha Northwest (1978-86)
 9, Schuyler (1916-24)
 8, Creighton Preparatory (2015-Present)
 8, Creighton Preparatory (1919-26)
 8, Hastings (1947-54)
 8, Lincoln Jackson (1934-41)
 8, Norfolk (1934-41)

7, Creighton Preparatory (2005-11)
 7, Ewing (2004-10)
 7, Grant (1979-85)
 7, Kearney (1929-35)
 7, Omaha Central (2002-08)
 7, Omaha South, (2011-2017)
 7, Scottsbluff (2011-2017)
 7, Spencer-Naper (2001-07)
 6, Beatrice (2007-12)
 6, Bellevue West (2004-09)
 6, Creighton Preparatory (1935-40)
 6, Creighton Preparatory (1944-49)
 6, Crete (1912-17)
 6, Grant (1921-27)
 6, Guardian Angels Central Catholic (1996-2001)
 6, Hastings (1966-71)
 6, Lincoln Northeast (1965-70)
 6, Lincoln Northeast (1986-91)
 6, Lincoln Northeast (1994-99)
 6, Lincoln Pius X (1987-92)
 6, Lincoln Southeast (2000-05)
 6, Norfolk (1926-31)
 6, Omaha Holy Name (1955-60)
 6, Sterling (1919-24)
 5, Beatrice (2001-05)
 5, Boys Town (1964-68)
 5, Culbertson (1940-44)
 5, Ewing (1914-18)
 5, Grant (1988-92)
 5, Giltner (2009-13)
 5, Hartington Cedar Catholic (1991-95)
 5, Hartington Cedar Catholic (2009-13)
 5, Hastings St. Cecilia (2007-11)
 5, High Plains Community (2012-2016)
 5, Hildreth (1948-52)
 5, Lincoln Bethany (1935-39)
 5, Lincoln High (2000-04)
 5, Lincoln Northeast (1986-91)
 5, Minden (2008-12)
 5, Norfolk Catholic (1938-42)
 5, North Platte (1949-53)
 5, Oakdale (1932-36)
 5, Omaha Burke (1984-88)
 5, Omaha Central (2016-2020)
 5, Omaha Skutt Catholic (2006-10)
 5, Paxton (1993-97)
 5, Ralston (2006-10)
 5, Ravenna (2008-12)
 5, Riverside (2015-2019)
 5, Schuyler (1966-70)
 5, Sterling (1992-96)
 5, Sterling (2009-13)
 5, Omaha Central (2010-14)

CONSECUTIVE STATE CHAMPIONSHIPS

4, Clearwater (1984-87)
 4, Falls City Sacred Heart (1988-91)
 4, Wahoo (1988-91)
 4, Lincoln Northeast (1995-98)
 4, Omaha Central (2010-13)
 3, Goehner (1927-29)
 3, Hardy (1917-19)
 3, Lincoln Bethany (1936-38)
 3, Omaha Central (2006-08)
 3, Hastings St. Cecilia, (2008-10)
 3, Auburn, (2019-21)

MOST STATE CHAMPIONSHIPS

15, Lincoln High
 13, Creighton Preparatory
 12, Lincoln Northeast
 11, Falls City Sacred Heart
 11, Wahoo
 10, Omaha Central
 8, Beatrice
 8, Ravenna

7, Boys Town
 7, Grant
 7, Hastings St. Cecilia
 7, Humphrey St. Francis
 7, Millard South/Millard
 7, Lincoln Pius X
 6, Bishop Neumann
 6, Filley
 6, Gretna
 6, Hampton
 6, Hildreth
 6, Sterling
 6, Omaha South
 5, Bellevue West
 5, Geneva
 5, Howells
 5, Minden
 5, Omaha Holy Name
 5, St. Paul
 4, Adams
 4, Archbishop Bergan
 4, Beaver Crossing
 4, Chester
 4, Clearwater
 4, Goehner
 4, Grand Island
 4, Lincoln Christian
 4, Mead
 4, Norris
 4, Omaha Skutt Catholic
 4, Omaha Tech
 4, Sutton
 4, Syracuse

MOST TIMES IN FINALS

20, Lincoln High, 1914-1915-1917-1918-1920-1925-1926-1927-1930-1934-1938-1940-1942-1943-1946-1947-1958-1959-1977-2003
 20, Omaha Central, 1912-1914-1915-1917-1918-1924-1958-1967-1968-1969-1974-1975-2006-2007-2008-2010-2011-2012-2013-2019
 19, Lincoln Northeast, 1942-1948-1949-1950-1956-1962-1966-1967-1968-1970-1973-1982-1987-1990-1994-1995-1996-1997-1998
 18, Creighton Preparatory, 1924-1935-1936-1940-1945-1955-1961-1963-1964-1969-1975-1976-1987-1994-2005-2009-2015-2018
 15, Wahoo, 1924-1926-1988-1989-1990-1991-1993-1994-1996-1998-2012-2013-2014-2017-2018
 14, Humphrey St. Francis, 1941-1943-1946-1988-1990-1992-1994-2005-2006-2008-2009-2015-2016-2020
 13, Falls City Sacred Heart, 1947-1974-1988-1989-1990-1991-1999-2001-2004-2008-2018-2020-2021
 12, Beatrice, 1911-1916-1924-1959-1998-2001-2005-2007-2008-2009-2014-2021
 12, Grant, 1966-1968-1975-1977-1981-1982-1984-1985-1989-1990-1991-1998
 12, Hildreth, 1944-1946-1948-1949-1951-1971-1976-1978-1985-1989-1991-1992
 12, Lincoln Pius X, 1923-1924-1974-1982-1987-1988-1989-1992

1998-2000-2002-2004
 11, Bellevue West, 1991-1999-2000-2004-2005-2006-2007-2014-2018-2020-2021
 11, Hampton, 1927-1928-1942-1945-1973-1987-1988-1989-1990-1994-2010
 11, Omaha South, 1911-1912-1937-1944-1959-1960-1990-2012-2015-2016-2019
 10, Minden, 1915-1916-1921-1950-1952-1955-1958-1959-1963-2011
 10, Omaha Benson, 1920-1925-1943-1946-1951-1954-1981-1988-1992-1998
 10, Omaha Holy Name, 1946-1949-1950-1952-1955-1957-1958-1960-1964-1966
 9, Bishop Neumann, 1991-1997-2001-2002-2003-2005-2014-2016-2017
 9, Crete, 1916-1922-1927-1931-1932-1934-1969-1972-1975
 9, Millard South, 1983-1984-1988-1989-1991-1995 (Millard: 1951-1954-1966)
 9, Ravenna, 1918-1921-1922-1927-2005-2006-2009-2010-2012
 9, Scottsbluff, 1941-1945-1950-1952-1955-2012-2013-2016-2017
 9, Hastings St. Cecilia, 1958-1959-1969-2008-2009-2010-2015-2016-2018
 8, Hastings, 1923-1929-1932-1933-1949-1954-1992-1996
 8, Howells, 1922-1973-1974-1977-1978-1983-2003-2011
 8, Lincoln Christian, 1988-1991-1993-1995-1996-1999-2004-2011
 8, Pleasanton, 1927-1984-1988-1991-1996-1997-2005-2008
 8, St. Paul, 1923-1925-1926-1928-1929-1995-1996-1997
 8, Sterling, 1969-1975-1987-1993-1994-1995-1996-2009

BOYS STATE TOURNEY MAKEUP

Year-Classes-Teams
 1911-1-21
 1912-1-26
 1913-1-44
 1914-1-64
 1915-2-70
 1916-3-89
 1917-3-120
 1918-8-118
 1919-8-120
 1920-11-173
 1921-13-202
 1922-13-226
 1923-15-235
 1924-16-248
 1925-6-93
 1926-22-339
 1927-16-252
 1928-17-263
 1929-8-124
 1930-2-32
 1931-1-16
 1932-35-2-32
 1936-41-3-48
 1942-4-32
 1943-2-16
 1944-54-4-32
 1955-59-6-24
 1960-83-4-32
 1984-Present-6-48

**Special
Olympics**
Nebraska



Special Olympics
**Unified Champion
Schools**

LET'S NOT WAIT FOR HALFTIME TO MAKE A CHANGE.

People with intellectual disabilities are excluded and discriminated against every day. It's time we team up and take the field to change this. Together, as one, intolerance and injustice don't stand a chance.

Join the team at playunified.org



2021-
2022

NSAA Student Advisory Committee



Sophia Talero, Senior
Norris



Garrett Hansen, Junior
McCool Junction



Camilla Ibrahimova, Senior
Lincoln Southeast



Blessing Ametitovi, Junior
Omaha Northwest



Rita Ceballos, Junior
Johnson County Central



Alex Draper, Junior
Platteview



Jessica Wartenberger, Junior
Falls City Sacred Heart



Carson Lavaley, Senior
Wahoo



Chloe Irwin, Senior
Gretna



Grace Johnson, Junior
Bancroft-Rosalie



Aubree Van Berkum, Senior
South Sioux City



Thomas Cunningham, Senior
Stanton



Creyton Line, Junior
SEM



Lauryn Scott, Junior
Adams Central



Mason Mandernach, Senior
Kearney Catholic



Kaitlyn Laux, Senior
Hastings



Corbin Horner, Junior
Dundy County Stratton



Alexa Sandman, Senior
Wauneta-Palisade



Kierra Miller, Junior
Bayard



Brenton Abbott, Senior
Leyton

