

Nebraska School Activities Association 2016-17 District IV January Meeting

Managing Committee: Mitchell Stine, Kearney, Chairman
Alan Frank, Hastings AC, Alternate Chairman
Matt Fisher, Northwest Vice Chairman
Phil Truax, Lexington, Alternate Vice Chairman
Seth Ryker, Gothenburg, Secretary
Ryan Hogue, Broken Bow, Alternate Secretary
Marc Mroczek, North Platte, ML Representative
Ron Evans, Amherst, Alternate ML Rep
Dan Keyser, Sutherland, Board of Director
Jason Alexander, Ord, Alternate Board of Director

Place: Kearney High School – Concert Hall & Theatre

Date: January 11, 2017

Time: 1:00 PM CT

Agenda:

1. Call Meeting to Order

Mitchell Stine called the meeting to order at 1:00

2. Introduction of District Managing Committee and NSAA Board of Directors Member.

Jennifer Schwartz was present representing the NSAA

3. Roll Call of School Present

Absent Schools: Central Valley, Cozad, Elm Creek, Heartland Lutheran, Wheeler Central

4. Recognition of Public & Visitors

5. NSAA Member Comment

6. Approval of Minutes from November 7th

Approved by voice acclamation. Moved by Phil Truax (Lexington) Second by Alan Frank (Adams Central)

7. Financial Report - \$10,128.90

Approved by voice acclamation. Moved by Jason Alexander (Ord) Second by Tom Bailey (Broken Bow)

NSAA District Meetings shall be considered "open meetings," subject to the Open Meetings Law. A "Public Comment" time shall be included on the agenda of all regular NSAA District Meetings. Public Comment will be accepted at the start of the meeting to allow for members of the public to raise issues and make comments for the good of high school activities. Members of the public will not be permitted to participate in the discussion of scheduled agenda items.

Public Comment time shall be limited to a maximum of 30 minutes, with each member of the public being allocated one opportunity to speak at the meeting for a time period of up to five minutes. If the number of members of the public wishing to comment warrants a reduction in the five-minute allotment, the District Managing Committee Chair shall have the authority to limit comments.

Members of the public wishing to comment at any regular NSAA District Meeting must state and sign in their name, and they will be expected to state the topic of their comments for documentation in the District Meeting minutes.

Nebraska School Activities Association 2016-17

District IV January Meeting

8. Special Announcements

Thanks to Ron Cone (ESU 10) for providing the clickers, providing technical support and providing the voting results for the minutes.

Thanks to Kearney Public Schools for allowing us to host district 4 meetings at the high school.

9. Reports

1. Board of Director

Dan Keyser Report

- I. Highlights from District IV member schools in NSAA activities
- II. State Reimbursements
 - a. In response to member comment in November
 - b. Examination of practices in other states
- III. Class Caucus
 - a. Examination of terms
 - b. Does the proposal have a “material affect”
 - c. Communication with the rest of the membership
- IV. Middle Level Representatives
 - a. Current NDE responsibility
- V. Unified Sports
 - a. First year – Bowling (Facility issues)
 - b. Discussions of furthering this effort with additional sports – track, volleyball, basketball
- VI. Wrestling
 - a. Discussion of the State Duals Championship
 - i. Timing of this Championship
 - ii. Discussion of changing to mid-season and mid-week
 - b. Girls Wrestling – Survey sent to coaches which revealed a desire to add this as a separate girls sport
- VII. Football
 - a. Medal presentation – number of medals to be presented
 - b. 6 Man Football will be governed by the NSAA starting in 2018
 - i. Discussion related to the enrollment number to be eligible for playoffs
 - c. 25 schools currently participate in 6 man football
- VIII. Miscellaneous

NSAA District Meetings shall be considered “open meetings,” subject to the Open Meetings Law. A “Public Comment” time shall be included on the agenda of all regular NSAA District Meetings. Public Comment will be accepted at the start of the meeting to allow for members of the public to raise issues and make comments for the good of high school activities. Members of the public will not be permitted to participate in the discussion of scheduled agenda items.

Public Comment time shall be limited to a maximum of 30 minutes, with each member of the public being allocated one opportunity to speak at the meeting for a time period of up to five minutes. If the number of members of the public wishing to comment warrants a reduction in the five-minute allotment, the District Managing Committee Chair shall have the authority to limit comments.

Members of the public wishing to comment at any regular NSAA District Meeting must state and sign in their name, and they will be expected to state the topic of their comments for documentation in the District Meeting minutes.

Nebraska School Activities Association 2016-17 District IV January Meeting

- a. Bids for hosting state VB tomorrow
 - i. Questions related to facilities and bidding sites and hotel rates and stay requirements
2. NSAA Staff
3. Music Committee
Teresa Rotert
 - a. Host sites are set through 2020
 - b. New copyright requirements
 - c. Host sites don't have to pay for participants
4. Class Caucus
5. NSIAAA
Seth Ryker
 - a. Spring Conference is Wednesday, March 8th at Wilderness Ridge in Lincoln.
6. Nebraska Coaches Association
7. Nebraska High School Sports Hall of Fame
Mitchell Stine
 - a. Appreciation for schools hosting Jamborees
 - b. Induction ceremony is Sunday, October 1st at Lincoln East HS
8. Other NSAA Activity Groups

10. Discussion and Vote on Legislative Proposals
Move to consider legislative proposals by Matt Fisher (GINW) second by Jason Alexander (Ord)
11. Nomination and selection of Officers and Representative Assembly Delegates
 - a. Secretary and Alternate
 - * Seth Ryker (nominated by Mitchell Stine), Ryan Hogue – Alternate (nominated by Mitchell Stine)
Approved by voice acclamation – moved by Scott Rezac (Ogallala) and second by Alan Frank (Adams Central)
 - b. Middle Level Representative and Alternate
 - * Marc Mroczek for ML Representative (nominated by Mitchell Stine) and Ron Evans for Alternate (nominated by Mitchell Stine)
Approved by voice acclamation – moved by Ron Bauer (Ord) and second by Ryan Hogue (Broken Bow)

NSAA District Meetings shall be considered "open meetings," subject to the Open Meetings Law. A "Public Comment" time shall be included on the agenda of all regular NSAA District Meetings. Public Comment will be accepted at the start of the meeting to allow for members of the public to raise issues and make comments for the good of high school activities. Members of the public will not be permitted to participate in the discussion of scheduled agenda items.

Public Comment time shall be limited to a maximum of 30 minutes, with each member of the public being allocated one opportunity to speak at the meeting for a time period of up to five minutes. If the number of members of the public wishing to comment warrants a reduction in the five-minute allotment, the District Managing Committee Chair shall have the authority to limit comments.

Members of the public wishing to comment at any regular NSAA District Meeting must state and sign in their name, and they will be expected to state the topic of their comments for documentation in the District Meeting minutes.

Nebraska School Activities Association 2016-17

District IV January Meeting

c. Nominate 3 representatives to attend the Rep Assembly Meeting on April 7th 2017

* Jim York (nominated by Cory Grint)

A vote was held to select 3 representatives – the following individuals were selected:

Pam Helgoth (Burwell), Jim York (Thedford), Mike Apple (Ogallala)

12. New/Other Business

13. Meeting Dates and Location for 2016-17

Monday, November 6 at 1:30 at Kearney High School

Wednesday, January 10 at 1:00 at Kearney High School

14. Adjournment

Meeting was adjourned at 3:30

NSAA District Meetings shall be considered "open meetings," subject to the Open Meetings Law. A "Public Comment" time shall be included on the agenda of all regular NSAA District Meetings. Public Comment will be accepted at the start of the meeting to allow for members of the public to raise issues and make comments for the good of high school activities. Members of the public will not be permitted to participate in the discussion of scheduled agenda items.

Public Comment time shall be limited to a maximum of 30 minutes, with each member of the public being allocated one opportunity to speak at the meeting for a time period of up to five minutes. If the number of members of the public wishing to comment warrants a reduction in the five-minute allotment, the District Managing Committee Chair shall have the authority to limit comments.

Members of the public wishing to comment at any regular NSAA District Meeting must state and sign in their name, and they will be expected to state the topic of their comments for documentation in the District Meeting minutes.

Question Report

Session: Jan 2017 meeting

Class: NASA Jan 2016

Class Points Avg: N/A

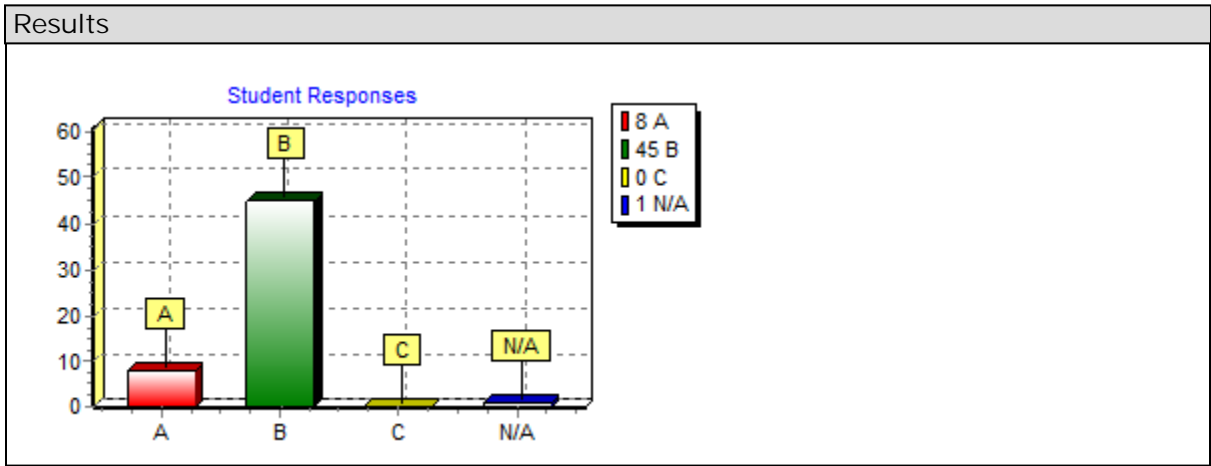
(Includes only students who took assessment)

1 Proposed Change in NSAA Bylaws
 A. The proposal deals with: Yearbook: Article 2 Section: 5.1 and 7.6 (2, 5) Page: 25

Answers
A Yes
B No
C Abstain

Students	A	B	C
1, Adams Central	-	B	-
10, Burwell	-	B	-
11, Callaway	-	B	-
12, Central City	A	-	-
14, Centura	-	B	-
16, Doniphan-Trumbull	A	-	-
17, Elba	-	B	-
19, Gibbon	-	B	-
2, Amherst	-	B	-
20, Gothenburg	-	B	-
21, Grand Island	-	B	-
21, Grand Island Central C	-	B	-
23, Hastings	-	B	-
24, Hastings St. Cecilia	-	B	-
26, Hershey	-	B	-
27, Kearney	-	B	-
28, Kearney Catholic	A	-	-
29, Kenesaw	-	B	-
3, Anselmo-Merna	-	B	-
30, Lexington	-	B	-
31, Litchfield	A	-	-
32, Loup City	-	-	-
33, Loup County	-	B	-
34, Maxwell	-	B	-
35, McPherson County	-	B	-
36, Nebraska Christian	A	-	-
37, North Platte	-	B	-
38, North Platte St. Pat's	-	B	-
39, Northwest (GI)	-	B	-
4, Ansley	A	-	-
40, Ogallala	-	B	-
41, Ord	-	B	-
42, Overton	-	B	-
43, Palmer	-	B	-

44, Paxton	-	B	-
45, Perkins County	-	B	-
46, Pleasanton	-	B	-
47, Ravenna	-	B	-
48, Sandhills	-	B	-
49, Sargent	-	B	-
5, Arcadia	-	B	-
50, Shelton	-	B	-
51, Silver Lake	-	B	-
52, Spalding Academy	A	-	-
53, St. Paul	-	B	-
54, Stapleton	A	-	-
55, Sumner-Eddyville-Mille	-	B	-
56, Sutherland	-	B	-
57, Wallace	-	B	-
59, Wood River	-	B	-
6, Arnold	-	B	-
7, Arthur County	-	B	-
8, Brady	-	B	-
9, Broken Bow	-	B	-
Response Percentages	15	83	0

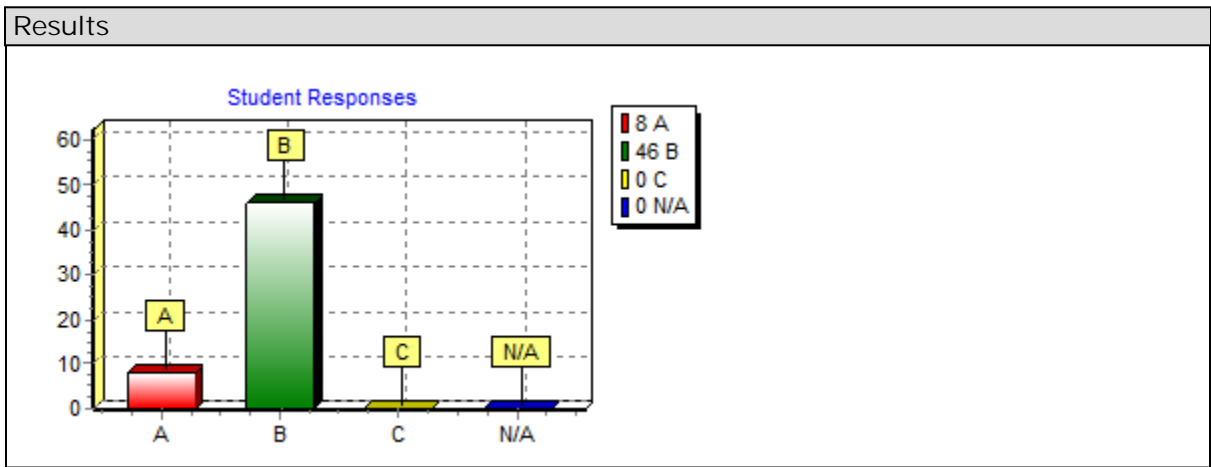


Answers

- A Yes
 B No
 C Abstain

Students	A	B	C
1, Adams Central	-	B	-
10, Burwell	-	B	-
11, Callaway	-	B	-
12, Central City	A	-	-
14, Centura	-	B	-
16, Doniphan-Trumbull	A	-	-
17, Elba	-	B	-
19, Gibbon	-	B	-
2, Amherst	-	B	-
20, Gothenburg	-	B	-
21, Grand Island	-	B	-
21, Grand Island Central C	-	B	-
23, Hastings	-	B	-
24, Hastings St. Cecilia	-	B	-
26, Hershey	-	B	-
27, Kearney	-	B	-
28, Kearney Catholic	-	B	-
29, Kenesaw	-	B	-
3, Anselmo-Merna	-	B	-
30, Lexington	-	B	-
31, Litchfield	A	-	-
32, Loup City	-	B	-
33, Loup County	-	B	-
34, Maxwell	-	B	-
35, McPherson County	-	B	-
36, Nebraska Christian	A	-	-
37, North Platte	-	B	-
38, North Platte St. Pat's	-	B	-
39, Northwest (GI)	-	B	-
4, Ansley	A	-	-
40, Ogallala	-	B	-
41, Ord	-	B	-
42, Overton	-	B	-
43, Palmer	-	B	-
44, Paxton	-	B	-
45, Perkins County	-	B	-
46, Pleasanton	-	B	-
47, Ravenna	-	B	-
48, Sandhills	A	-	-
49, Sargent	-	B	-
5, Arcadia	-	B	-

50, Shelton	-	B	-
51, Silver Lake	-	B	-
52, Spalding Academy	A	-	-
53, St. Paul	-	B	-
54, Stapleton	A	-	-
55, Sumner-Eddyville-Mille	-	B	-
56, Sutherland	-	B	-
57, Wallace	-	B	-
59, Wood River	-	B	-
6, Arnold	-	B	-
7, Arthur County	-	B	-
8, Brady	-	B	-
9, Broken Bow	-	B	-
Response Percentages	15	85	0

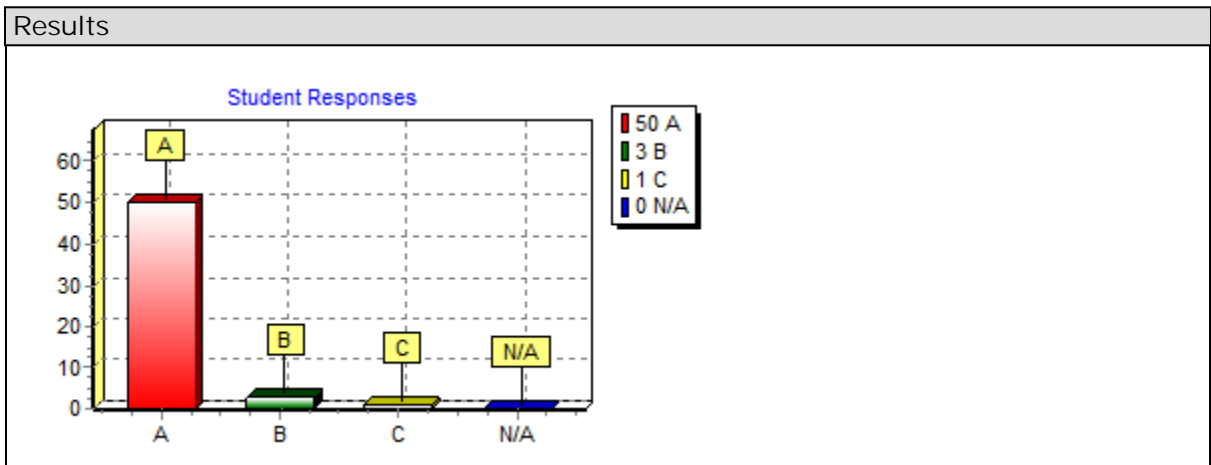


Answers

- A Yes
 B No
 C Abstain

Students	A	B	C
1, Adams Central	A	-	-
10, Burwell	A	-	-
11, Callaway	A	-	-
12, Central City	A	-	-
14, Centura	A	-	-
16, Doniphan-Trumbull	A	-	-
17, Elba	-	B	-
19, Gibbon	A	-	-
2, Amherst	A	-	-
20, Gothenburg	A	-	-
21, Grand Island	-	-	C
21, Grand Island Central C	A	-	-
23, Hastings	A	-	-
24, Hastings St. Cecilia	A	-	-
26, Hershey	A	-	-
27, Kearney	A	-	-
28, Kearney Catholic	A	-	-
29, Kenesaw	A	-	-
3, Anselmo-Merna	A	-	-
30, Lexington	A	-	-
31, Litchfield	A	-	-
32, Loup City	A	-	-
33, Loup County	A	-	-
34, Maxwell	A	-	-
35, McPherson County	A	-	-
36, Nebraska Christian	A	-	-
37, North Platte	-	B	-
38, North Platte St. Pat's	A	-	-
39, Northwest (GI)	A	-	-
4, Ansley	A	-	-
40, Ogallala	A	-	-
41, Ord	A	-	-
42, Overton	A	-	-
43, Palmer	A	-	-
44, Paxton	A	-	-
45, Perkins County	A	-	-
46, Pleasanton	A	-	-
47, Ravenna	A	-	-
48, Sandhills	A	-	-
49, Sargent	A	-	-
5, Arcadia	A	-	-

50, Shelton	A	-	-
51, Silver Lake	A	-	-
52, Spalding Academy	A	-	-
53, St. Paul	-	B	-
54, Stapleton	A	-	-
55, Sumner-Eddyville-Mille	A	-	-
56, Sutherland	A	-	-
57, Wallace	A	-	-
59, Wood River	A	-	-
6, Arnold	A	-	-
7, Arthur County	A	-	-
8, Brady	A	-	-
9, Broken Bow	A	-	-
Response Percentages	93	6	2

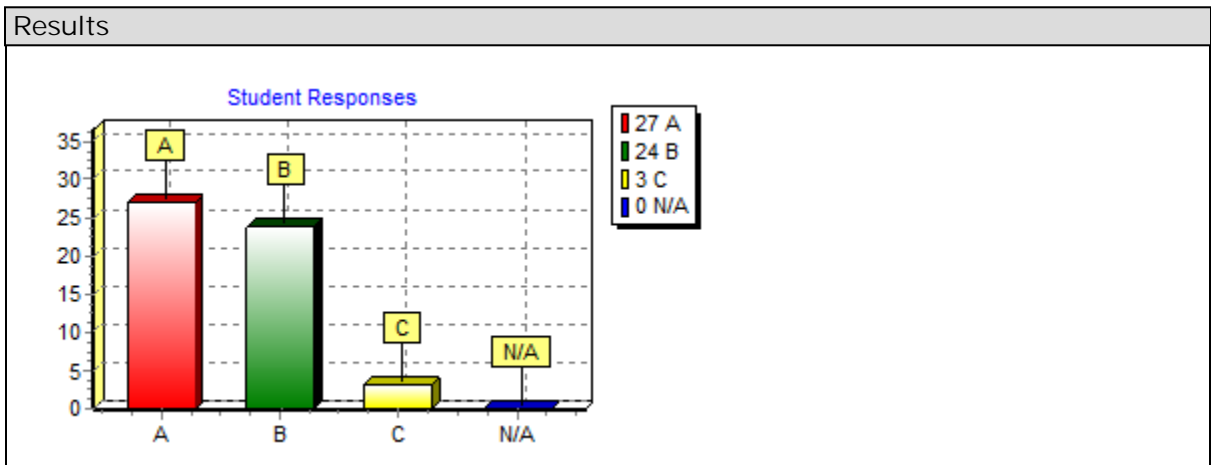


Answers

- A Yes
B No
C Abstain

Students	A	B	C
1, Adams Central	-	B	-
10, Burwell	-	B	-
11, Callaway	A	-	-
12, Central City	A	-	-
14, Centura	A	-	-
16, Doniphan-Trumbull	A	-	-
17, Elba	-	B	-
19, Gibbon	A	-	-
2, Amherst	-	B	-
20, Gothenburg	-	B	-
21, Grand Island	-	B	-
21, Grand Island Central C	-	B	-
23, Hastings	A	-	-
24, Hastings St. Cecilia	-	B	-
26, Hershey	A	-	-
27, Kearney	-	B	-
28, Kearney Catholic	-	B	-
29, Kenesaw	A	-	-
3, Anselmo-Merna	A	-	-
30, Lexington	A	-	-
31, Litchfield	A	-	-
32, Loup City	A	-	-
33, Loup County	A	-	-
34, Maxwell	-	B	-
35, McPherson County	-	-	C
36, Nebraska Christian	-	B	-
37, North Platte	-	B	-
38, North Platte St. Pat's	-	B	-
39, Northwest (GI)	-	B	-
4, Ansley	A	-	-
40, Ogallala	-	B	-
41, Ord	A	-	-
42, Overton	-	B	-
43, Palmer	A	-	-
44, Paxton	A	-	-
45, Perkins County	A	-	-
46, Pleasanton	A	-	-
47, Ravenna	-	B	-
48, Sandhills	-	B	-
49, Sargent	A	-	-
5, Arcadia	A	-	-

50, Shelton	-	B	-
51, Silver Lake	-	B	-
52, Spalding Academy	-	B	-
53, St. Paul	A	-	-
54, Stapleton	A	-	-
55, Sumner-Eddyville-Mille	-	B	-
56, Sutherland	A	-	-
57, Wallace	A	-	-
59, Wood River	-	-	C
6, Arnold	A	-	-
7, Arthur County	-	-	C
8, Brady	-	B	-
9, Broken Bow	A	-	-
Response Percentages	50	44	6

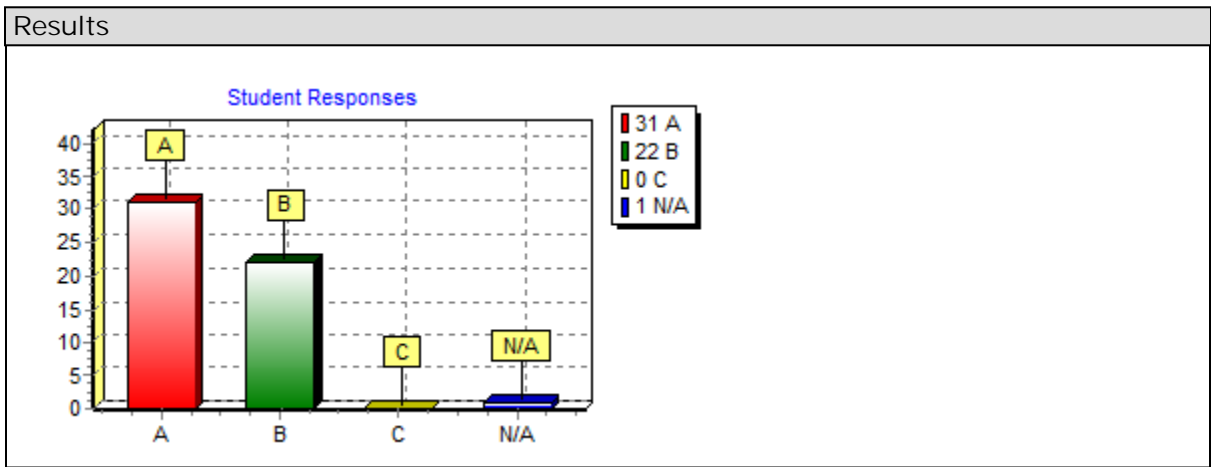


Answers

- A Yes
B No
C Abstain

Students	A	B	C
1, Adams Central	A	-	-
10, Burwell	-	B	-
11, Callaway	A	-	-
12, Central City	A	-	-
14, Centura	-	-	-
16, Doniphan-Trumbull	-	B	-
17, Elba	A	-	-
19, Gibbon	A	-	-
2, Amherst	-	B	-
20, Gothenburg	-	B	-
21, Grand Island	-	B	-
21, Grand Island Central C	-	B	-
23, Hastings	A	-	-
24, Hastings St. Cecilia	A	-	-
26, Hershey	A	-	-
27, Kearney	-	B	-
28, Kearney Catholic	A	-	-
29, Kenesaw	-	B	-
3, Anselmo-Merna	A	-	-
30, Lexington	A	-	-
31, Litchfield	A	-	-
32, Loup City	-	B	-
33, Loup County	-	B	-
34, Maxwell	-	B	-
35, McPherson County	A	-	-
36, Nebraska Christian	A	-	-
37, North Platte	A	-	-
38, North Platte St. Pat's	-	B	-
39, Northwest (GI)	A	-	-
4, Ansley	A	-	-
40, Ogallala	-	B	-
41, Ord	A	-	-
42, Overton	-	B	-
43, Palmer	A	-	-
44, Paxton	A	-	-
45, Perkins County	-	B	-
46, Pleasanton	-	B	-
47, Ravenna	A	-	-
48, Sandhills	A	-	-
49, Sargent	-	B	-
5, Arcadia	-	B	-

50, Shelton	-	B	-
51, Silver Lake	A	-	-
52, Spalding Academy	-	B	-
53, St. Paul	A	-	-
54, Stapleton	A	-	-
55, Sumner-Eddyville-Mille	A	-	-
56, Sutherland	-	B	-
57, Wallace	A	-	-
59, Wood River	-	B	-
6, Arnold	A	-	-
7, Arthur County	A	-	-
8, Brady	A	-	-
9, Broken Bow	A	-	-
Response Percentages	57	41	0

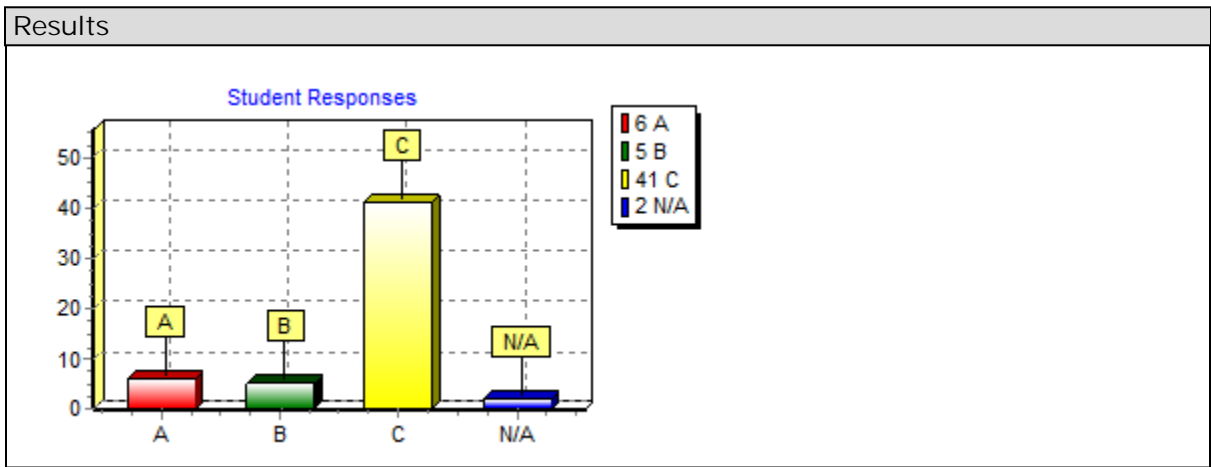


Answers

- A Yes
B No
C Abstain

Students	A	B	C
1, Adams Central	A	-	-
10, Burwell	-	-	C
11, Callaway	-	-	C
12, Central City	-	-	C
14, Centura	-	-	C
16, Doniphan-Trumbull	-	B	-
17, Elba	A	-	-
19, Gibbon	-	-	C
2, Amherst	-	-	C
20, Gothenburg	-	-	C
21, Grand Island	A	-	-
21, Grand Island Central C	-	B	-
23, Hastings	A	-	-
24, Hastings St. Cecilia	-	-	-
26, Hershey	-	-	C
27, Kearney	-	B	-
28, Kearney Catholic	-	-	C
29, Kenesaw	-	-	C
3, Anselmo-Merna	-	-	C
30, Lexington	-	-	C
31, Litchfield	-	-	C
32, Loup City	-	-	C
33, Loup County	-	-	C
34, Maxwell	-	-	-
35, McPherson County	-	-	C
36, Nebraska Christian	-	-	C
37, North Platte	A	-	-
38, North Platte St. Pat's	-	-	C
39, Northwest (GI)	A	-	-
4, Ansley	-	-	C
40, Ogallala	-	-	C
41, Ord	-	-	C
42, Overton	-	-	C
43, Palmer	-	-	C
44, Paxton	-	-	C
45, Perkins County	-	-	C
46, Pleasanton	-	-	C
47, Ravenna	-	-	C
48, Sandhills	-	-	C
49, Sargent	-	-	C
5, Arcadia	-	B	-

50, Shelton	-	-	C
51, Silver Lake	-	-	C
52, Spalding Academy	-	-	C
53, St. Paul	-	-	C
54, Stapleton	-	B	-
55, Sumner-Eddyville-Mille	-	-	C
56, Sutherland	-	-	C
57, Wallace	-	-	C
59, Wood River	-	-	C
6, Arnold	-	-	C
7, Arthur County	-	-	C
8, Brady	-	-	C
9, Broken Bow	-	-	C
Response Percentages	11	9	76

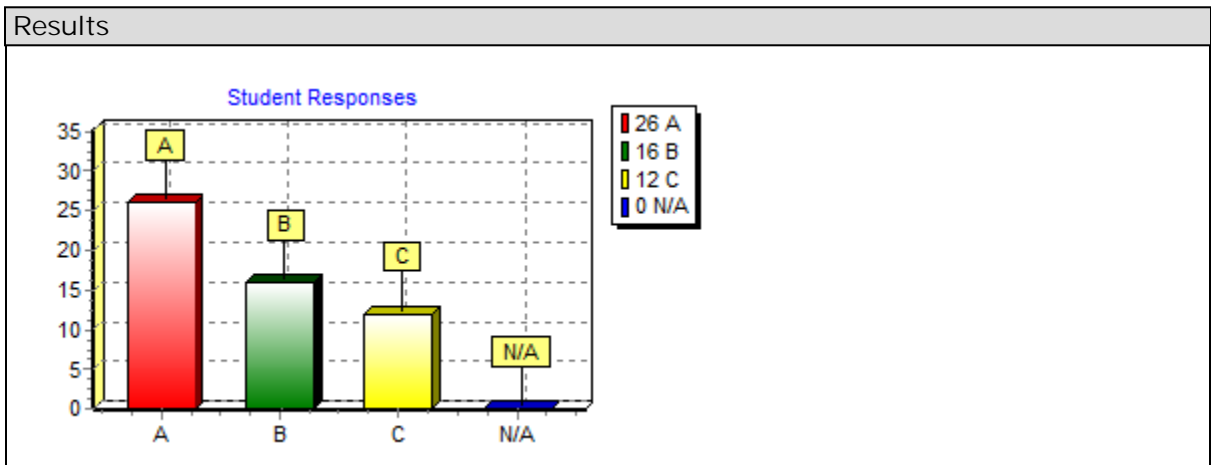


Answers

- A Yes
B No
C Abstain

Students	A	B	C
1, Adams Central	-	-	C
10, Burwell	-	B	-
11, Callaway	A	-	-
12, Central City	-	B	-
14, Centura	A	-	-
16, Doniphan-Trumbull	A	-	-
17, Elba	A	-	-
19, Gibbon	-	-	C
2, Amherst	-	B	-
20, Gothenburg	-	-	C
21, Grand Island	A	-	-
21, Grand Island Central C	-	B	-
23, Hastings	-	-	C
24, Hastings St. Cecilia	-	-	C
26, Hershey	-	-	C
27, Kearney	-	-	C
28, Kearney Catholic	-	-	C
29, Kenesaw	A	-	-
3, Anselmo-Merna	A	-	-
30, Lexington	A	-	-
31, Litchfield	A	-	-
32, Loup City	A	-	-
33, Loup County	-	B	-
34, Maxwell	A	-	-
35, McPherson County	A	-	-
36, Nebraska Christian	-	B	-
37, North Platte	-	-	C
38, North Platte St. Pat's	-	B	-
39, Northwest (GI)	A	-	-
4, Ansley	A	-	-
40, Ogallala	-	B	-
41, Ord	-	-	C
42, Overton	A	-	-
43, Palmer	A	-	-
44, Paxton	-	B	-
45, Perkins County	-	B	-
46, Pleasanton	-	B	-
47, Ravenna	-	-	C
48, Sandhills	A	-	-
49, Sargent	-	B	-
5, Arcadia	A	-	-

50, Shelton	A	-	-
51, Silver Lake	-	B	-
52, Spalding Academy	A	-	-
53, St. Paul	-	B	-
54, Stapleton	A	-	-
55, Sumner-Eddyville-Mille	A	-	-
56, Sutherland	A	-	-
57, Wallace	-	B	-
59, Wood River	-	-	C
6, Arnold	A	-	-
7, Arthur County	A	-	-
8, Brady	-	B	-
9, Broken Bow	A	-	-
Response Percentages	48	30	22

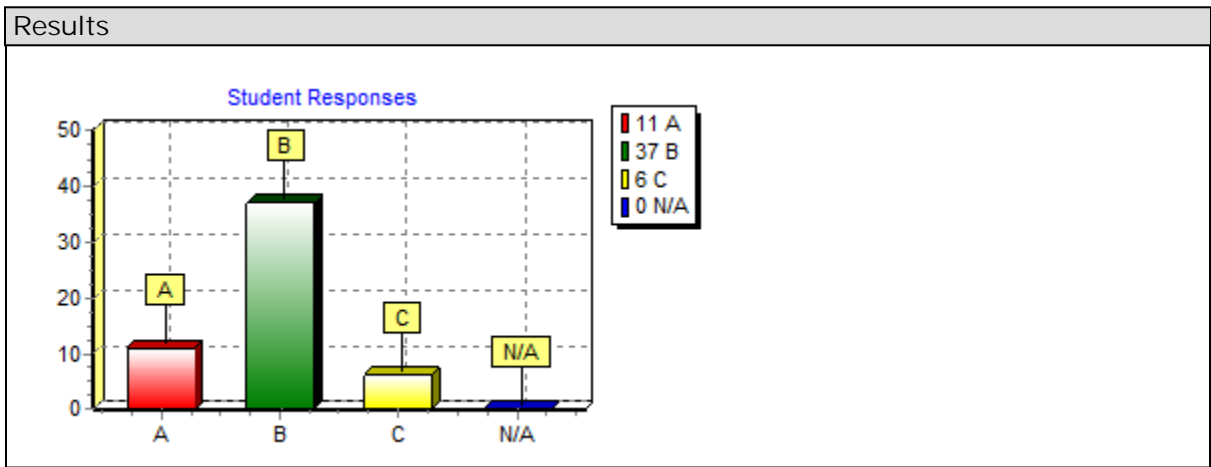


Answers

- A Yes
B No
C Abstain

Students	A	B	C
1, Adams Central	-	B	-
10, Burwell	-	B	-
11, Callaway	-	B	-
12, Central City	-	-	C
14, Centura	-	B	-
16, Doniphan-Trumbull	-	-	C
17, Elba	A	-	-
19, Gibbon	-	B	-
2, Amherst	-	B	-
20, Gothenburg	-	B	-
21, Grand Island	A	-	-
21, Grand Island Central C	-	B	-
23, Hastings	A	-	-
24, Hastings St. Cecilia	-	B	-
26, Hershey	-	B	-
27, Kearney	-	B	-
28, Kearney Catholic	-	B	-
29, Kenesaw	-	B	-
3, Anselmo-Merna	-	B	-
30, Lexington	-	B	-
31, Litchfield	-	B	-
32, Loup City	-	B	-
33, Loup County	-	B	-
34, Maxwell	-	B	-
35, McPherson County	A	-	-
36, Nebraska Christian	-	B	-
37, North Platte	A	-	-
38, North Platte St. Pat's	-	B	-
39, Northwest (GI)	A	-	-
4, Ansley	-	B	-
40, Ogallala	-	-	C
41, Ord	A	-	-
42, Overton	-	B	-
43, Palmer	-	B	-
44, Paxton	-	-	C
45, Perkins County	-	B	-
46, Pleasanton	-	B	-
47, Ravenna	-	B	-
48, Sandhills	-	B	-
49, Sargent	-	B	-
5, Arcadia	A	-	-

50, Shelton	A	-	-
51, Silver Lake	A	-	-
52, Spalding Academy	-	B	-
53, St. Paul	-	B	-
54, Stapleton	-	B	-
55, Sumner-Eddyville-Mille	-	B	-
56, Sutherland	-	B	-
57, Wallace	-	-	C
59, Wood River	-	B	-
6, Arnold	-	B	-
7, Arthur County	A	-	-
8, Brady	-	B	-
9, Broken Bow	-	-	C
Response Percentages	20	69	11

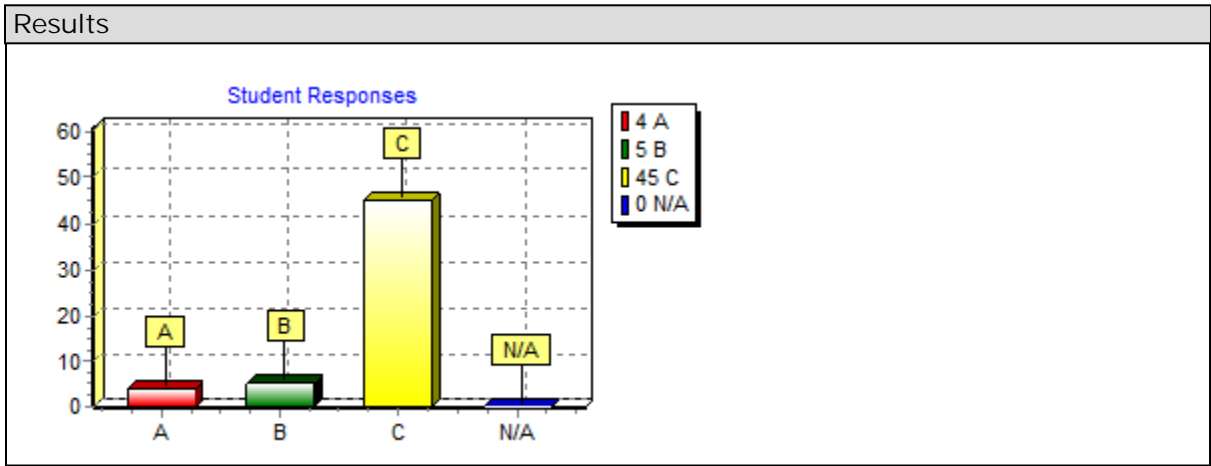


9 Proposed Change in NSAA Approved Rulings
 A. The proposal deals with: Activities Manual: Cross Country Page: 11

Answers	
A	Yes
B	No
C	Abstain

Students	A	B	C
1, Adams Central	-	-	C
10, Burwell	-	-	C
11, Callaway	-	-	C
12, Central City	-	-	C
14, Centura	-	B	-
16, Doniphan-Trumbull	-	-	C
17, Elba	A	-	-
19, Gibbon	-	-	C
2, Amherst	-	-	C
20, Gothenburg	-	-	C
21, Grand Island	-	B	-
21, Grand Island Central C	A	-	-
23, Hastings	-	-	C
24, Hastings St. Cecilia	-	-	C
26, Hershey	-	-	C
27, Kearney	-	B	-
28, Kearney Catholic	-	-	C
29, Kenesaw	-	-	C
3, Anselmo-Merna	-	B	-
30, Lexington	-	-	C
31, Litchfield	-	-	C
32, Loup City	-	-	C
33, Loup County	-	-	C
34, Maxwell	-	-	C
35, McPherson County	-	-	C
36, Nebraska Christian	-	-	C
37, North Platte	A	-	-
38, North Platte St. Pat's	-	-	C
39, Northwest (GI)	-	-	C
4, Ansley	-	-	C
40, Ogallala	-	-	C
41, Ord	-	-	C
42, Overton	-	-	C
43, Palmer	-	-	C
44, Paxton	-	-	C
45, Perkins County	-	-	C
46, Pleasanton	-	-	C
47, Ravenna	-	-	C
48, Sandhills	-	-	C
49, Sargent	-	-	C

5, Arcadia	A	-	-
50, Shelton	-	-	C
51, Silver Lake	-	-	C
52, Spalding Academy	-	-	C
53, St. Paul	-	-	C
54, Stapleton	-	B	-
55, Sumner-Eddyville-Mille	-	-	C
56, Sutherland	-	-	C
57, Wallace	-	-	C
59, Wood River	-	-	C
6, Arnold	-	-	C
7, Arthur County	-	-	C
8, Brady	-	-	C
9, Broken Bow	-	-	C
Response Percentages	7	9	83

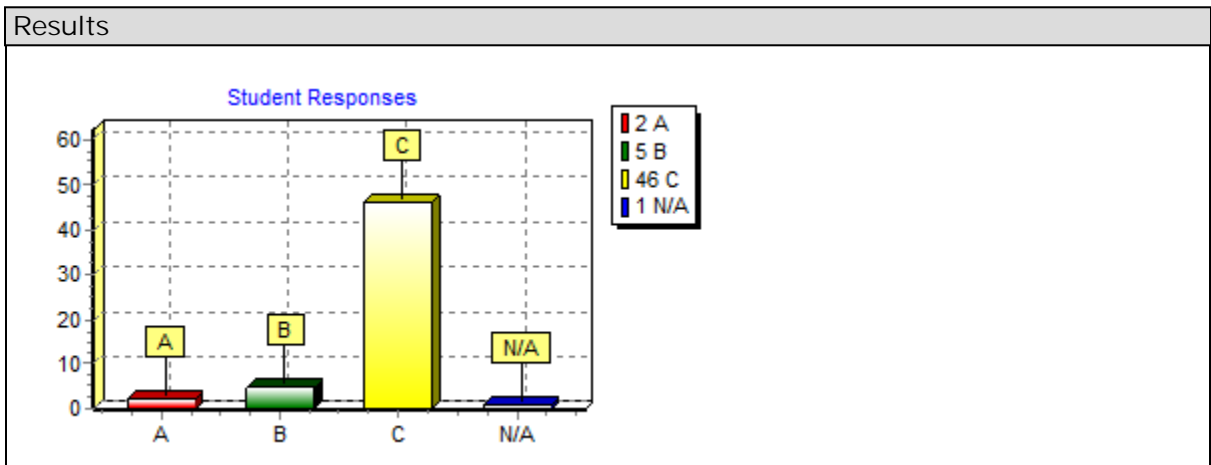


Answers

- A Yes
B No
C Abstain

Students	A	B	C
1, Adams Central	-	-	C
10, Burwell	-	-	C
11, Callaway	-	-	C
12, Central City	-	-	C
14, Centura	-	B	-
16, Doniphan-Trumbull	-	-	C
17, Elba	-	-	C
19, Gibbon	-	-	C
2, Amherst	-	-	C
20, Gothenburg	-	-	C
21, Grand Island	A	-	-
21, Grand Island Central C	-	-	C
23, Hastings	-	-	C
24, Hastings St. Cecilia	-	-	C
26, Hershey	-	-	C
27, Kearney	-	B	-
28, Kearney Catholic	-	-	C
29, Kenesaw	-	-	C
3, Anselmo-Merna	-	B	-
30, Lexington	-	-	C
31, Litchfield	-	-	C
32, Loup City	-	-	C
33, Loup County	-	-	C
34, Maxwell	-	-	C
35, McPherson County	-	-	C
36, Nebraska Christian	-	-	C
37, North Platte	-	B	-
38, North Platte St. Pat's	-	-	C
39, Northwest (GI)	-	-	C
4, Ansley	-	-	-
40, Ogallala	-	-	C
41, Ord	-	-	C
42, Overton	-	-	C
43, Palmer	-	-	C
44, Paxton	-	-	C
45, Perkins County	-	-	C
46, Pleasanton	-	-	C
47, Ravenna	-	-	C
48, Sandhills	-	-	C
49, Sargent	-	-	C
5, Arcadia	A	-	-

50, Shelton	-	-	C
51, Silver Lake	-	-	C
52, Spalding Academy	-	-	C
53, St. Paul	-	-	C
54, Stapleton	-	B	-
55, Sumner-Eddyville-Mille	-	-	C
56, Sutherland	-	-	C
57, Wallace	-	-	C
59, Wood River	-	-	C
6, Arnold	-	-	C
7, Arthur County	-	-	C
8, Brady	-	-	C
9, Broken Bow	-	-	C
Response Percentages	4	9	85

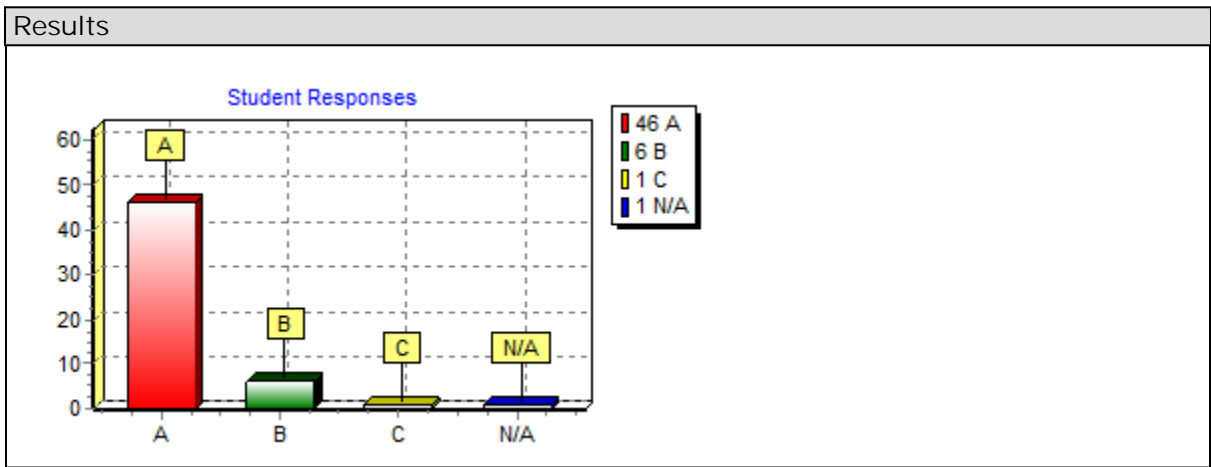


Answers

- A Yes
 B No
 C Abstain

Students	A	B	C
1, Adams Central	A	-	-
10, Burwell	A	-	-
11, Callaway	A	-	-
12, Central City	A	-	-
14, Centura	A	-	-
16, Doniphan-Trumbull	A	-	-
17, Elba	A	-	-
19, Gibbon	A	-	-
2, Amherst	A	-	-
20, Gothenburg	A	-	-
21, Grand Island	-	B	-
21, Grand Island Central C	A	-	-
23, Hastings	A	-	-
24, Hastings St. Cecilia	A	-	-
26, Hershey	-	-	-
27, Kearney	A	-	-
28, Kearney Catholic	A	-	-
29, Kenesaw	A	-	-
3, Anselmo-Merna	A	-	-
30, Lexington	A	-	-
31, Litchfield	A	-	-
32, Loup City	A	-	-
33, Loup County	A	-	-
34, Maxwell	-	B	-
35, McPherson County	A	-	-
36, Nebraska Christian	-	-	C
37, North Platte	-	B	-
38, North Platte St. Pat's	A	-	-
39, Northwest (GI)	A	-	-
4, Ansley	A	-	-
40, Ogallala	-	B	-
41, Ord	A	-	-
42, Overton	-	B	-
43, Palmer	A	-	-
44, Paxton	A	-	-
45, Perkins County	-	B	-
46, Pleasanton	A	-	-
47, Ravenna	A	-	-
48, Sandhills	A	-	-
49, Sargent	A	-	-
5, Arcadia	A	-	-

50, Shelton	A	-	-
51, Silver Lake	A	-	-
52, Spalding Academy	A	-	-
53, St. Paul	A	-	-
54, Stapleton	A	-	-
55, Sumner-Eddyville-Mille	A	-	-
56, Sutherland	A	-	-
57, Wallace	A	-	-
59, Wood River	A	-	-
6, Arnold	A	-	-
7, Arthur County	A	-	-
8, Brady	A	-	-
9, Broken Bow	A	-	-
Response Percentages	85	11	2

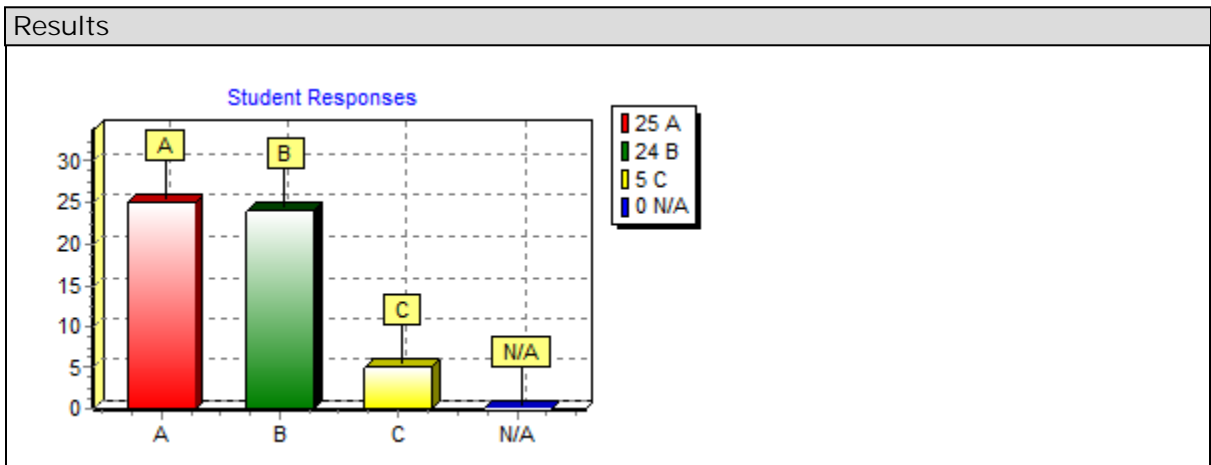


Answers

- A Yes
 B No
 C Abstain

Students	A	B	C
1, Adams Central	-	-	C
10, Burwell	-	B	-
11, Callaway	A	-	-
12, Central City	A	-	-
14, Centura	A	-	-
16, Doniphan-Trumbull	-	B	-
17, Elba	-	B	-
19, Gibbon	A	-	-
2, Amherst	A	-	-
20, Gothenburg	-	B	-
21, Grand Island	-	B	-
21, Grand Island Central C	-	B	-
23, Hastings	-	-	C
24, Hastings St. Cecilia	A	-	-
26, Hershey	A	-	-
27, Kearney	-	B	-
28, Kearney Catholic	A	-	-
29, Kenesaw	A	-	-
3, Anselmo-Merna	-	B	-
30, Lexington	-	-	C
31, Litchfield	A	-	-
32, Loup City	-	B	-
33, Loup County	-	B	-
34, Maxwell	-	B	-
35, McPherson County	A	-	-
36, Nebraska Christian	A	-	-
37, North Platte	-	B	-
38, North Platte St. Pat's	-	B	-
39, Northwest (GI)	A	-	-
4, Ansley	-	B	-
40, Ogallala	-	-	C
41, Ord	A	-	-
42, Overton	A	-	-
43, Palmer	A	-	-
44, Paxton	-	B	-
45, Perkins County	A	-	-
46, Pleasanton	A	-	-
47, Ravenna	A	-	-
48, Sandhills	-	B	-
49, Sargent	-	B	-
5, Arcadia	-	B	-

50, Shelton	A	-	-
51, Silver Lake	-	B	-
52, Spalding Academy	-	B	-
53, St. Paul	-	-	C
54, Stapleton	-	B	-
55, Sumner-Eddyville-Mille	A	-	-
56, Sutherland	A	-	-
57, Wallace	-	B	-
59, Wood River	-	B	-
6, Arnold	A	-	-
7, Arthur County	A	-	-
8, Brady	-	B	-
9, Broken Bow	A	-	-
Response Percentages	46	44	9

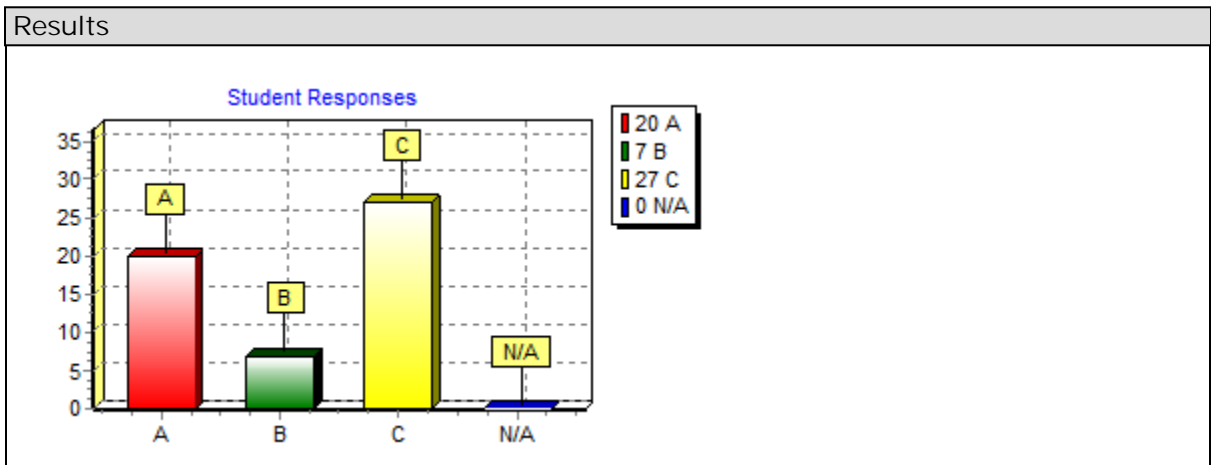


Answers

- A Yes
 B No
 C Abstain

Students	A	B	C
1, Adams Central	-	B	-
10, Burwell	A	-	-
11, Callaway	-	-	C
12, Central City	-	-	C
14, Centura	-	-	C
16, Doniphan-Trumbull	-	-	C
17, Elba	A	-	-
19, Gibbon	-	-	C
2, Amherst	A	-	-
20, Gothenburg	-	-	C
21, Grand Island	-	-	C
21, Grand Island Central C	-	-	C
23, Hastings	-	-	C
24, Hastings St. Cecilia	A	-	-
26, Hershey	-	-	C
27, Kearney	-	-	C
28, Kearney Catholic	-	-	C
29, Kenesaw	A	-	-
3, Anselmo-Merna	A	-	-
30, Lexington	-	-	C
31, Litchfield	A	-	-
32, Loup City	A	-	-
33, Loup County	A	-	-
34, Maxwell	A	-	-
35, McPherson County	-	B	-
36, Nebraska Christian	-	-	C
37, North Platte	-	-	C
38, North Platte St. Pat's	-	-	C
39, Northwest (GI)	A	-	-
4, Ansley	-	-	C
40, Ogallala	A	-	-
41, Ord	-	-	C
42, Overton	A	-	-
43, Palmer	-	-	C
44, Paxton	-	B	-
45, Perkins County	-	-	C
46, Pleasanton	A	-	-
47, Ravenna	-	-	C
48, Sandhills	A	-	-
49, Sargent	A	-	-
5, Arcadia	-	B	-

50, Shelton	-	-	C
51, Silver Lake	-	B	-
52, Spalding Academy	A	-	-
53, St. Paul	-	-	C
54, Stapleton	A	-	-
55, Sumner-Eddyville-Mille	-	-	C
56, Sutherland	A	-	-
57, Wallace	-	B	-
59, Wood River	-	-	C
6, Arnold	-	-	C
7, Arthur County	-	B	-
8, Brady	A	-	-
9, Broken Bow	-	-	C
Response Percentages	37	13	50

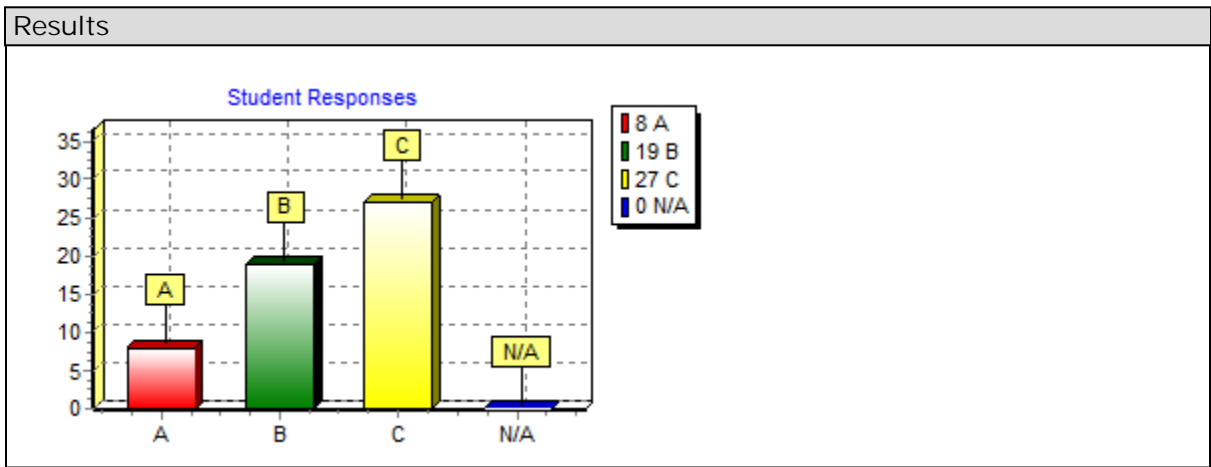


Answers

- A Yes
B No
C Abstain

Students	A	B	C
1, Adams Central	-	B	-
10, Burwell	-	B	-
11, Callaway	-	B	-
12, Central City	-	-	C
14, Centura	-	-	C
16, Doniphan-Trumbull	-	-	C
17, Elba	-	B	-
19, Gibbon	-	-	C
2, Amherst	-	B	-
20, Gothenburg	-	-	C
21, Grand Island	-	-	C
21, Grand Island Central C	-	-	C
23, Hastings	-	-	C
24, Hastings St. Cecilia	-	-	C
26, Hershey	-	-	C
27, Kearney	-	-	C
28, Kearney Catholic	-	-	C
29, Kenesaw	-	B	-
3, Anselmo-Merna	-	B	-
30, Lexington	-	-	C
31, Litchfield	A	-	-
32, Loup City	-	B	-
33, Loup County	-	B	-
34, Maxwell	-	B	-
35, McPherson County	A	-	-
36, Nebraska Christian	-	-	C
37, North Platte	-	-	C
38, North Platte St. Pat's	-	-	C
39, Northwest (GI)	-	B	-
4, Ansley	-	-	C
40, Ogallala	-	-	C
41, Ord	-	-	C
42, Overton	-	B	-
43, Palmer	-	-	C
44, Paxton	-	B	-
45, Perkins County	-	-	C
46, Pleasanton	-	B	-
47, Ravenna	-	-	C
48, Sandhills	-	B	-
49, Sargent	-	B	-
5, Arcadia	A	-	-

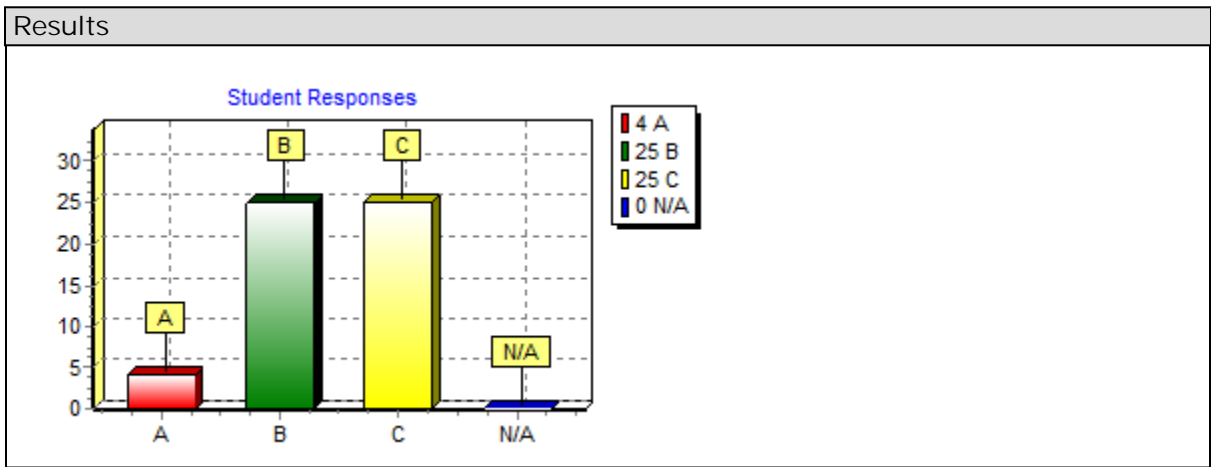
50, Shelton	-	-	C
51, Silver Lake	A	-	-
52, Spalding Academy	-	B	-
53, St. Paul	-	-	C
54, Stapleton	A	-	-
55, Sumner-Eddyville-Mille	-	-	C
56, Sutherland	A	-	-
57, Wallace	-	B	-
59, Wood River	-	-	C
6, Arnold	-	B	-
7, Arthur County	A	-	-
8, Brady	A	-	-
9, Broken Bow	-	-	C
Response Percentages	15	35	50



Answers	
A	Yes
B	No
C	Abstain

Students	A	B	C
1, Adams Central	-	B	-
10, Burwell	-	B	-
11, Callaway	-	B	-
12, Central City	-	-	C
14, Centura	-	-	C
16, Doniphan-Trumbull	-	-	C
17, Elba	-	B	-
19, Gibbon	-	-	C
2, Amherst	-	B	-
20, Gothenburg	-	-	C
21, Grand Island	-	-	C
21, Grand Island Central C	-	-	C
23, Hastings	-	-	C
24, Hastings St. Cecilia	-	-	C
26, Hershey	-	-	C
27, Kearney	-	-	C
28, Kearney Catholic	A	-	-
29, Kenesaw	-	B	-
3, Anselmo-Merna	-	B	-
30, Lexington	-	-	C
31, Litchfield	-	B	-
32, Loup City	-	B	-
33, Loup County	-	B	-
34, Maxwell	-	B	-
35, McPherson County	-	B	-
36, Nebraska Christian	-	-	C
37, North Platte	-	-	C
38, North Platte St. Pat's	-	B	-
39, Northwest (GI)	-	B	-
4, Ansley	-	-	C
40, Ogallala	-	-	C
41, Ord	-	-	C
42, Overton	-	B	-
43, Palmer	-	-	C
44, Paxton	A	-	-
45, Perkins County	-	-	C
46, Pleasanton	-	B	-
47, Ravenna	-	-	C
48, Sandhills	-	B	-
49, Sargent	-	B	-
5, Arcadia	-	B	-

50, Shelton	-	-	C
51, Silver Lake	-	B	-
52, Spalding Academy	-	B	-
53, St. Paul	-	-	C
54, Stapleton	-	B	-
55, Sumner-Eddyville-Mille	-	-	C
56, Sutherland	A	-	-
57, Wallace	A	-	-
59, Wood River	-	-	C
6, Arnold	-	B	-
7, Arthur County	-	B	-
8, Brady	-	B	-
9, Broken Bow	-	-	C
Response Percentages	7	46	46

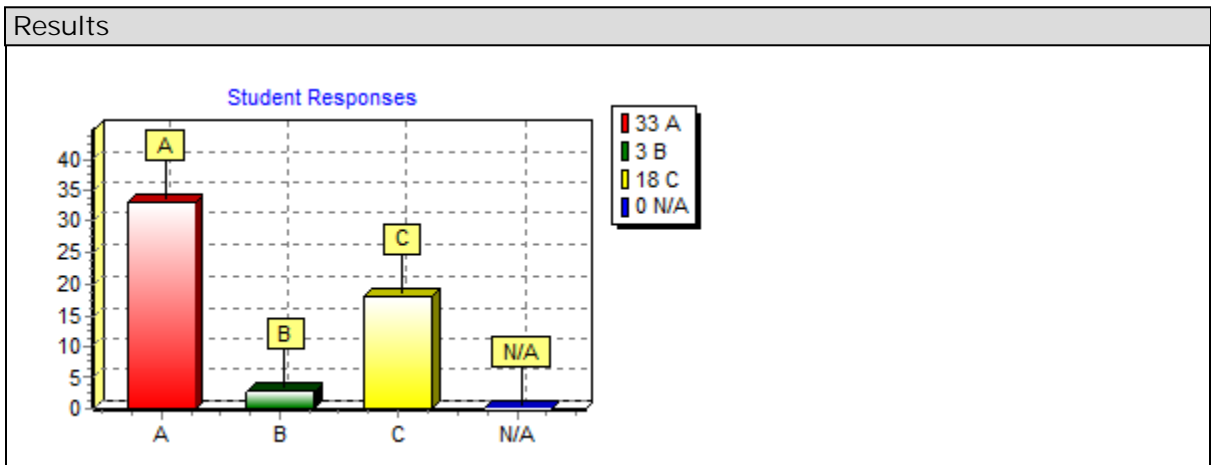


Answers

- A Yes
B No
C Abstain

Students	A	B	C
1, Adams Central	-	-	C
10, Burwell	A	-	-
11, Callaway	A	-	-
12, Central City	-	-	C
14, Centura	A	-	-
16, Doniphan-Trumbull	-	-	C
17, Elba	-	B	-
19, Gibbon	A	-	-
2, Amherst	A	-	-
20, Gothenburg	-	-	C
21, Grand Island	-	-	C
21, Grand Island Central C	-	-	C
23, Hastings	-	-	C
24, Hastings St. Cecilia	A	-	-
26, Hershey	-	-	C
27, Kearney	-	-	C
28, Kearney Catholic	-	-	C
29, Kenesaw	A	-	-
3, Anselmo-Merna	A	-	-
30, Lexington	-	-	C
31, Litchfield	A	-	-
32, Loup City	A	-	-
33, Loup County	A	-	-
34, Maxwell	A	-	-
35, McPherson County	A	-	-
36, Nebraska Christian	A	-	-
37, North Platte	-	-	C
38, North Platte St. Pat's	A	-	-
39, Northwest (GI)	-	-	C
4, Ansley	A	-	-
40, Ogallala	-	-	C
41, Ord	-	-	C
42, Overton	A	-	-
43, Palmer	A	-	-
44, Paxton	A	-	-
45, Perkins County	-	B	-
46, Pleasanton	A	-	-
47, Ravenna	A	-	-
48, Sandhills	A	-	-
49, Sargent	A	-	-
5, Arcadia	A	-	-

50, Shelton	A	-	-
51, Silver Lake	A	-	-
52, Spalding Academy	A	-	-
53, St. Paul	-	-	C
54, Stapleton	A	-	-
55, Sumner-Eddyville-Mille	A	-	-
56, Sutherland	-	B	-
57, Wallace	A	-	-
59, Wood River	A	-	-
6, Arnold	A	-	-
7, Arthur County	-	-	C
8, Brady	A	-	-
9, Broken Bow	-	-	C
Response Percentages	61	6	33

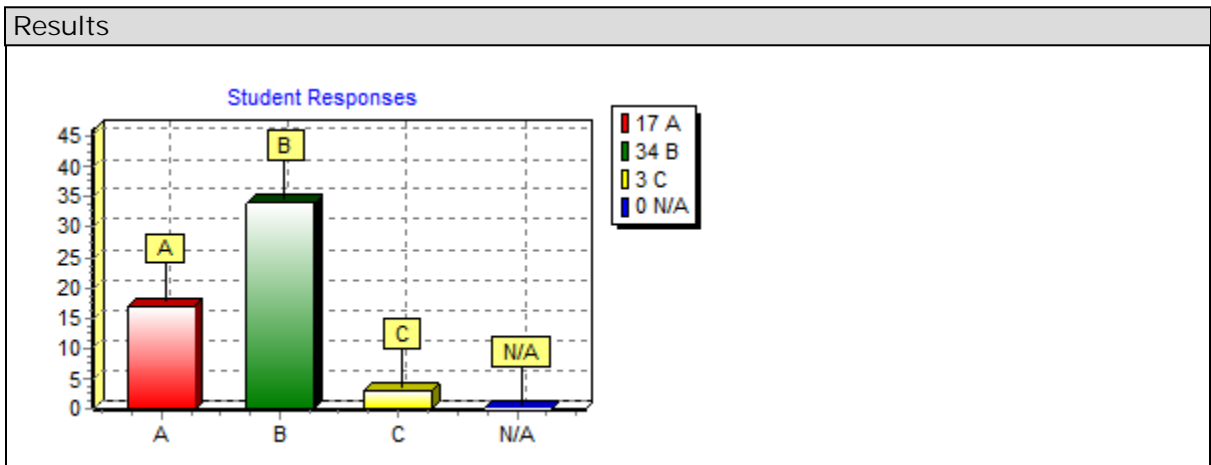


Answers

- A Yes
B No
C Abstain

Students	A	B	C
1, Adams Central	A	-	-
10, Burwell	A	-	-
11, Callaway	-	B	-
12, Central City	-	B	-
14, Centura	-	-	C
16, Doniphan-Trumbull	A	-	-
17, Elba	A	-	-
19, Gibbon	A	-	-
2, Amherst	A	-	-
20, Gothenburg	-	B	-
21, Grand Island	A	-	-
21, Grand Island Central C	-	B	-
23, Hastings	A	-	-
24, Hastings St. Cecilia	A	-	-
26, Hershey	-	B	-
27, Kearney	-	B	-
28, Kearney Catholic	A	-	-
29, Kenesaw	-	B	-
3, Anselmo-Merna	-	B	-
30, Lexington	A	-	-
31, Litchfield	-	B	-
32, Loup City	-	B	-
33, Loup County	-	B	-
34, Maxwell	-	B	-
35, McPherson County	-	B	-
36, Nebraska Christian	-	-	C
37, North Platte	-	B	-
38, North Platte St. Pat's	-	B	-
39, Northwest (GI)	-	B	-
4, Ansley	-	B	-
40, Ogallala	-	B	-
41, Ord	A	-	-
42, Overton	A	-	-
43, Palmer	-	-	C
44, Paxton	-	B	-
45, Perkins County	-	B	-
46, Pleasanton	A	-	-
47, Ravenna	-	B	-
48, Sandhills	-	B	-
49, Sargent	-	B	-
5, Arcadia	-	B	-

50, Shelton	-	B	-
51, Silver Lake	A	-	-
52, Spalding Academy	A	-	-
53, St. Paul	-	B	-
54, Stapleton	-	B	-
55, Sumner-Eddyville-Mille	-	B	-
56, Sutherland	-	B	-
57, Wallace	-	B	-
59, Wood River	-	B	-
6, Arnold	-	B	-
7, Arthur County	-	B	-
8, Brady	-	B	-
9, Broken Bow	A	-	-
Response Percentages	31	63	6

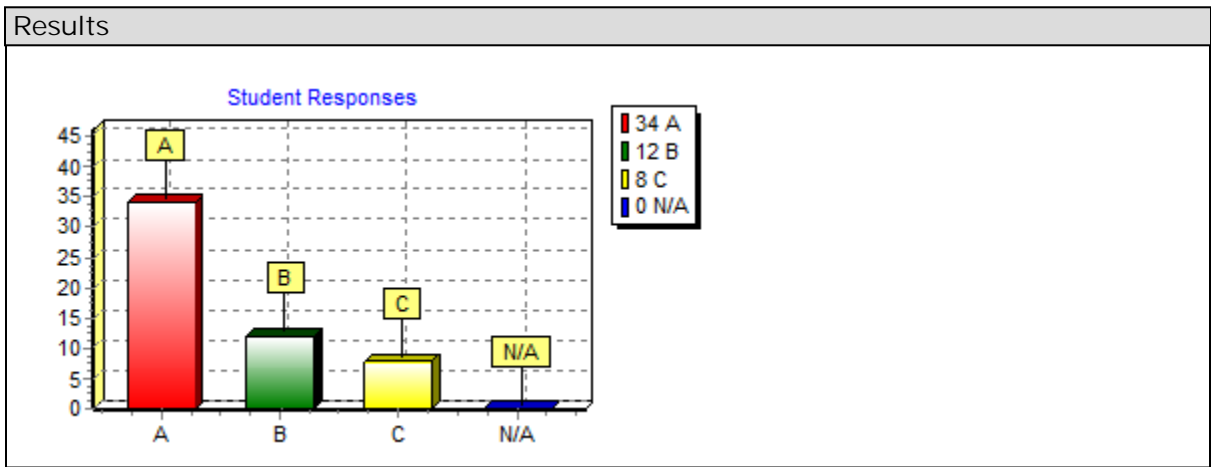


Answers

- A Yes
 B No
 C Abstain

Students	A	B	C
1, Adams Central	A	-	-
10, Burwell	A	-	-
11, Callaway	A	-	-
12, Central City	A	-	-
14, Centura	A	-	-
16, Doniphan-Trumbull	A	-	-
17, Elba	A	-	-
19, Gibbon	A	-	-
2, Amherst	A	-	-
20, Gothenburg	A	-	-
21, Grand Island	A	-	-
21, Grand Island Central C	-	B	-
23, Hastings	A	-	-
24, Hastings St. Cecilia	-	B	-
26, Hershey	A	-	-
27, Kearney	-	B	-
28, Kearney Catholic	A	-	-
29, Kenesaw	-	-	C
3, Anselmo-Merna	-	B	-
30, Lexington	A	-	-
31, Litchfield	-	B	-
32, Loup City	A	-	-
33, Loup County	-	-	C
34, Maxwell	A	-	-
35, McPherson County	-	B	-
36, Nebraska Christian	-	-	C
37, North Platte	A	-	-
38, North Platte St. Pat's	A	-	-
39, Northwest (GI)	-	B	-
4, Ansley	-	-	C
40, Ogallala	-	B	-
41, Ord	A	-	-
42, Overton	A	-	-
43, Palmer	-	-	C
44, Paxton	A	-	-
45, Perkins County	A	-	-
46, Pleasanton	A	-	-
47, Ravenna	A	-	-
48, Sandhills	-	B	-
49, Sargent	-	-	C
5, Arcadia	-	B	-

50, Shelton	A	-	-
51, Silver Lake	-	-	C
52, Spalding Academy	-	B	-
53, St. Paul	A	-	-
54, Stapleton	A	-	-
55, Sumner-Eddyville-Mille	A	-	-
56, Sutherland	A	-	-
57, Wallace	A	-	-
59, Wood River	A	-	-
6, Arnold	A	-	-
7, Arthur County	-	B	-
8, Brady	-	-	C
9, Broken Bow	A	-	-
Response Percentages	63	22	15

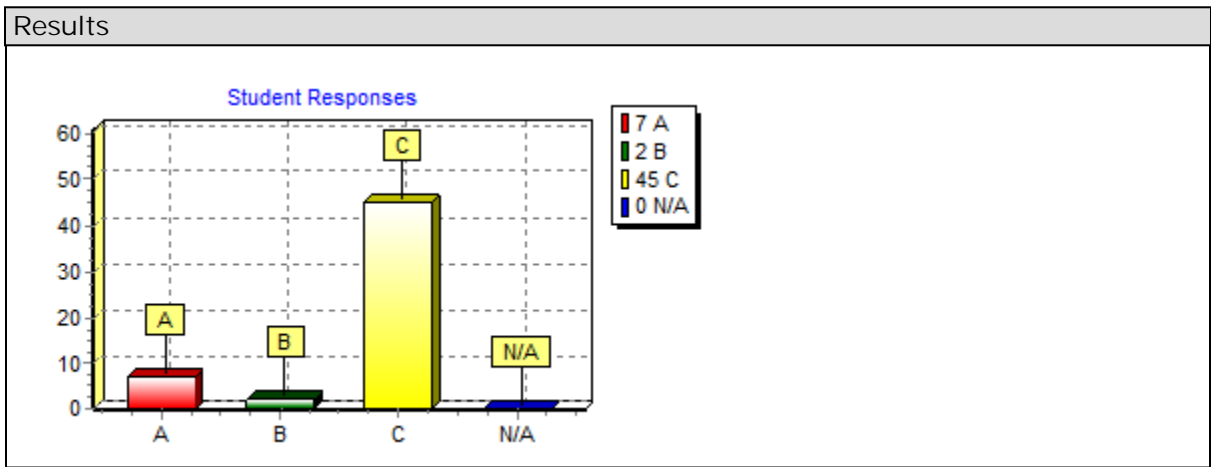


Answers

- A Yes
 B No
 C Abstain

Students	A	B	C
1, Adams Central	A	-	-
10, Burwell	-	-	C
11, Callaway	-	-	C
12, Central City	-	-	C
14, Centura	-	-	C
16, Doniphan-Trumbull	-	-	C
17, Elba	-	-	C
19, Gibbon	-	-	C
2, Amherst	-	-	C
20, Gothenburg	-	-	C
21, Grand Island	A	-	-
21, Grand Island Central C	-	-	C
23, Hastings	-	-	C
24, Hastings St. Cecilia	-	-	C
26, Hershey	-	-	C
27, Kearney	-	B	-
28, Kearney Catholic	A	-	-
29, Kenesaw	-	-	C
3, Anselmo-Merna	-	-	C
30, Lexington	-	-	C
31, Litchfield	-	-	C
32, Loup City	A	-	-
33, Loup County	-	-	C
34, Maxwell	-	-	C
35, McPherson County	-	-	C
36, Nebraska Christian	-	-	C
37, North Platte	A	-	-
38, North Platte St. Pat's	-	-	C
39, Northwest (GI)	-	-	C
4, Ansley	-	-	C
40, Ogallala	-	-	C
41, Ord	-	-	C
42, Overton	-	-	C
43, Palmer	-	-	C
44, Paxton	-	-	C
45, Perkins County	-	-	C
46, Pleasanton	-	-	C
47, Ravenna	-	-	C
48, Sandhills	-	-	C
49, Sargent	-	-	C
5, Arcadia	A	-	-

50, Shelton	-	-	C
51, Silver Lake	-	-	C
52, Spalding Academy	-	-	C
53, St. Paul	-	-	C
54, Stapleton	-	B	-
55, Sumner-Eddyville-Mille	-	-	C
56, Sutherland	A	-	-
57, Wallace	-	-	C
59, Wood River	-	-	C
6, Arnold	-	-	C
7, Arthur County	-	-	C
8, Brady	-	-	C
9, Broken Bow	-	-	C
Response Percentages	13	4	83

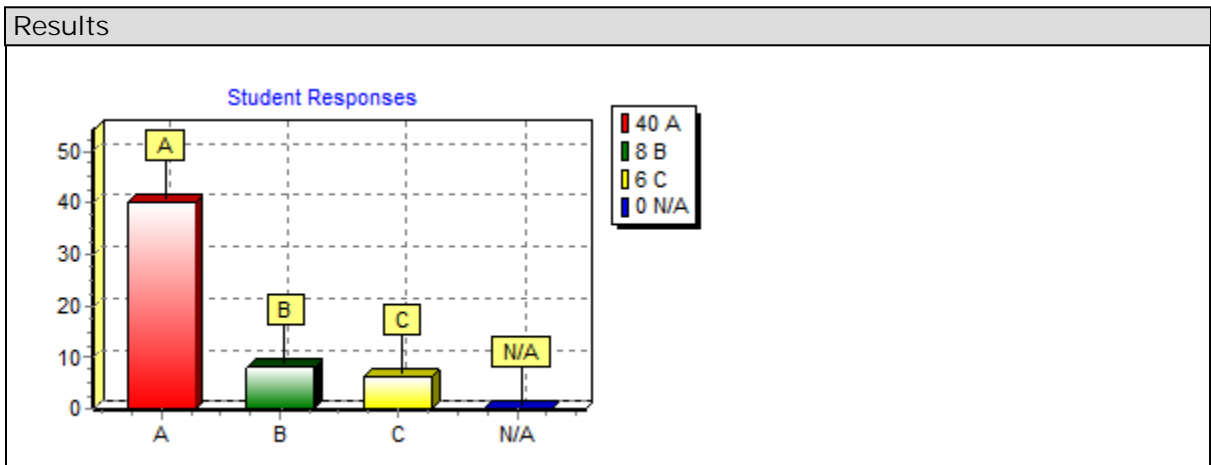


Answers

- A Yes
B No
C Abstain

Students	A	B	C
1, Adams Central	-	B	-
10, Burwell	A	-	-
11, Callaway	A	-	-
12, Central City	-	-	C
14, Centura	A	-	-
16, Doniphan-Trumbull	A	-	-
17, Elba	-	B	-
19, Gibbon	A	-	-
2, Amherst	A	-	-
20, Gothenburg	A	-	-
21, Grand Island	A	-	-
21, Grand Island Central C	A	-	-
23, Hastings	A	-	-
24, Hastings St. Cecilia	A	-	-
26, Hershey	A	-	-
27, Kearney	-	B	-
28, Kearney Catholic	A	-	-
29, Kenesaw	-	B	-
3, Anselmo-Merna	A	-	-
30, Lexington	A	-	-
31, Litchfield	-	B	-
32, Loup City	A	-	-
33, Loup County	-	-	C
34, Maxwell	A	-	-
35, McPherson County	A	-	-
36, Nebraska Christian	-	-	C
37, North Platte	A	-	-
38, North Platte St. Pat's	A	-	-
39, Northwest (GI)	A	-	-
4, Ansley	-	-	C
40, Ogallala	A	-	-
41, Ord	A	-	-
42, Overton	A	-	-
43, Palmer	-	-	C
44, Paxton	A	-	-
45, Perkins County	A	-	-
46, Pleasanton	-	B	-
47, Ravenna	-	B	-
48, Sandhills	A	-	-
49, Sargent	-	-	C
5, Arcadia	A	-	-

50, Shelton	A	-	-
51, Silver Lake	A	-	-
52, Spalding Academy	A	-	-
53, St. Paul	-	B	-
54, Stapleton	A	-	-
55, Sumner-Eddyville-Mille	A	-	-
56, Sutherland	A	-	-
57, Wallace	A	-	-
59, Wood River	A	-	-
6, Arnold	A	-	-
7, Arthur County	A	-	-
8, Brady	A	-	-
9, Broken Bow	A	-	-
Response Percentages	74	15	11

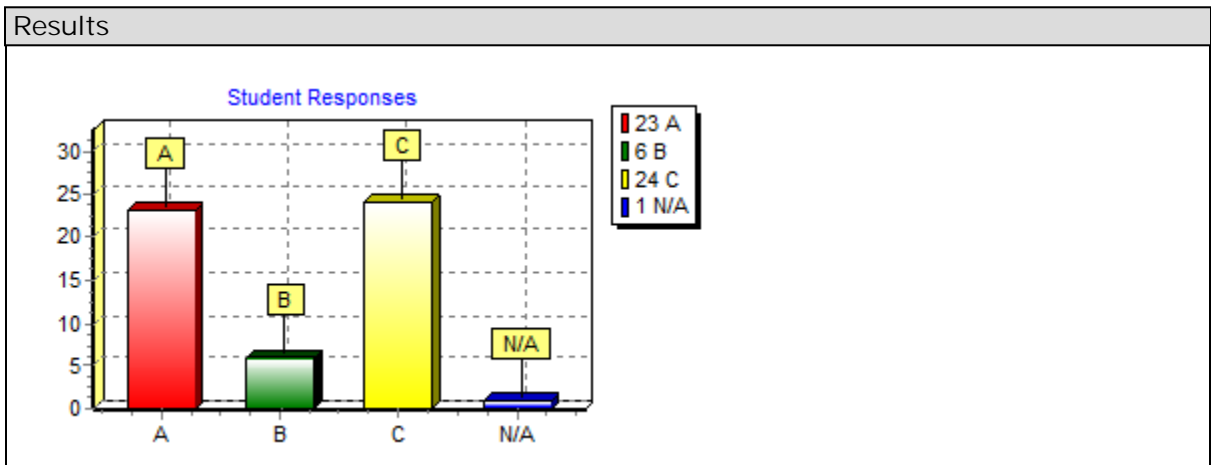


Answers

- A Yes
B No
C Abstain

Students	A	B	C
1, Adams Central	A	-	-
10, Burwell	-	-	C
11, Callaway	-	-	C
12, Central City	-	-	C
14, Centura	A	-	-
16, Doniphan-Trumbull	-	-	C
17, Elba	A	-	-
19, Gibbon	-	-	C
2, Amherst	A	-	-
20, Gothenburg	-	-	C
21, Grand Island	-	-	-
21, Grand Island Central C	-	-	C
23, Hastings	A	-	-
24, Hastings St. Cecilia	A	-	-
26, Hershey	A	-	-
27, Kearney	-	B	-
28, Kearney Catholic	A	-	-
29, Kenesaw	-	-	C
3, Anselmo-Merna	A	-	-
30, Lexington	A	-	-
31, Litchfield	-	-	C
32, Loup City	-	B	-
33, Loup County	-	B	-
34, Maxwell	-	-	C
35, McPherson County	-	-	C
36, Nebraska Christian	-	-	C
37, North Platte	A	-	-
38, North Platte St. Pat's	-	-	C
39, Northwest (GI)	A	-	-
4, Ansley	A	-	-
40, Ogallala	-	-	C
41, Ord	A	-	-
42, Overton	-	-	C
43, Palmer	-	-	C
44, Paxton	A	-	-
45, Perkins County	-	-	C
46, Pleasanton	A	-	-
47, Ravenna	A	-	-
48, Sandhills	A	-	-
49, Sargent	-	B	-
5, Arcadia	-	B	-

50, Shelton	-	-	C
51, Silver Lake	A	-	-
52, Spalding Academy	A	-	-
53, St. Paul	-	B	-
54, Stapleton	A	-	-
55, Sumner-Eddyville-Mille	-	-	C
56, Sutherland	-	-	C
57, Wallace	-	-	C
59, Wood River	A	-	-
6, Arnold	-	-	C
7, Arthur County	-	-	C
8, Brady	-	-	C
9, Broken Bow	A	-	-
Response Percentages	43	11	44

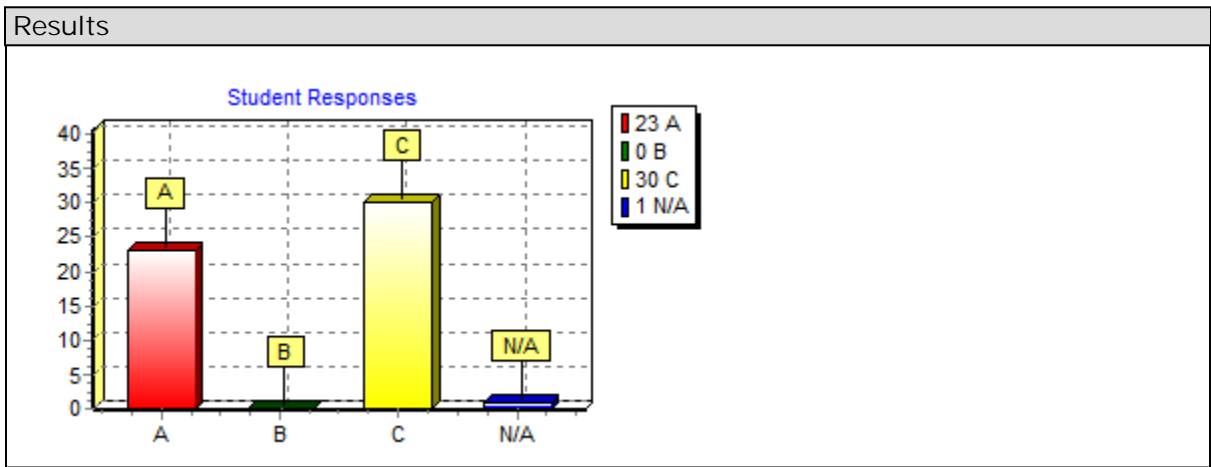


Answers

- A Yes
B NO
C Abstain

Students	A	B	C
1, Adams Central	A	-	-
10, Burwell	-	-	C
11, Callaway	-	-	C
12, Central City	-	-	C
14, Centura	A	-	-
16, Doniphan-Trumbull	-	-	C
17, Elba	A	-	-
19, Gibbon	-	-	C
2, Amherst	A	-	-
20, Gothenburg	-	-	C
21, Grand Island	-	-	-
21, Grand Island Central C	-	-	C
23, Hastings	A	-	-
24, Hastings St. Cecilia	A	-	-
26, Hershey	A	-	-
27, Kearney	A	-	-
28, Kearney Catholic	A	-	-
29, Kenesaw	-	-	C
3, Anselmo-Merna	-	-	C
30, Lexington	A	-	-
31, Litchfield	-	-	C
32, Loup City	A	-	-
33, Loup County	-	-	C
34, Maxwell	-	-	C
35, McPherson County	-	-	C
36, Nebraska Christian	-	-	C
37, North Platte	A	-	-
38, North Platte St. Pat's	-	-	C
39, Northwest (GI)	A	-	-
4, Ansley	A	-	-
40, Ogallala	A	-	-
41, Ord	-	-	C
42, Overton	-	-	C
43, Palmer	-	-	C
44, Paxton	A	-	-
45, Perkins County	-	-	C
46, Pleasanton	-	-	C
47, Ravenna	A	-	-
48, Sandhills	-	-	C
49, Sargent	-	-	C
5, Arcadia	A	-	-

50, Shelton	-	-	C
51, Silver Lake	A	-	-
52, Spalding Academy	-	-	C
53, St. Paul	A	-	-
54, Stapleton	A	-	-
55, Sumner-Eddyville-Mille	-	-	C
56, Sutherland	-	-	C
57, Wallace	-	-	C
59, Wood River	A	-	-
6, Arnold	-	-	C
7, Arthur County	-	-	C
8, Brady	-	-	C
9, Broken Bow	A	-	-
Response Percentages	43	0	56

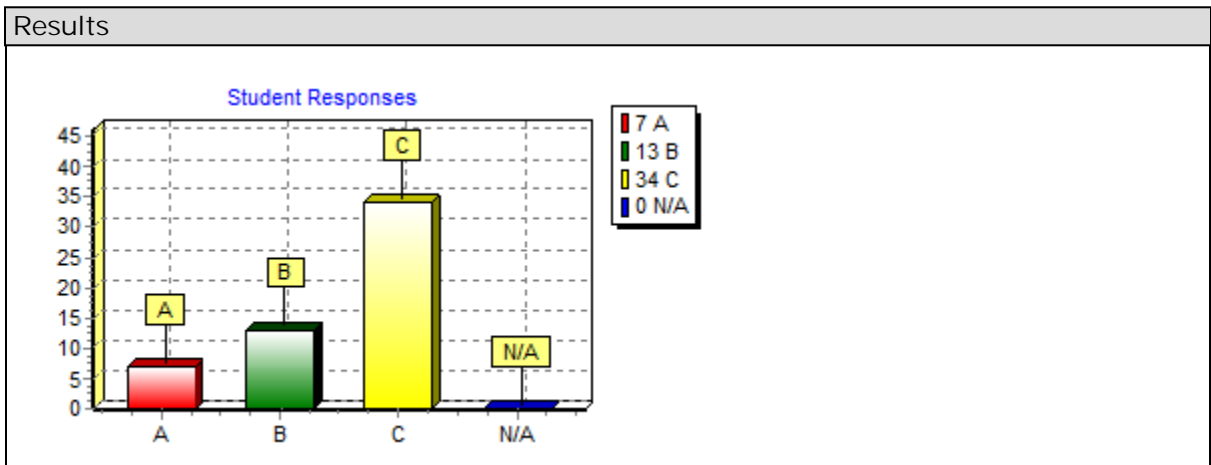


Answers

- A Yes
 B No
 C Abstain

Students	A	B	C
1, Adams Central	-	B	-
10, Burwell	-	-	C
11, Callaway	-	-	C
12, Central City	A	-	-
14, Centura	-	B	-
16, Doniphan-Trumbull	-	B	-
17, Elba	A	-	-
19, Gibbon	-	-	C
2, Amherst	-	-	C
20, Gothenburg	-	B	-
21, Grand Island	-	B	-
21, Grand Island Central C	A	-	-
23, Hastings	A	-	-
24, Hastings St. Cecilia	-	-	C
26, Hershey	-	-	C
27, Kearney	-	B	-
28, Kearney Catholic	-	-	C
29, Kenesaw	-	-	C
3, Anselmo-Merna	-	-	C
30, Lexington	-	B	-
31, Litchfield	-	-	C
32, Loup City	-	-	C
33, Loup County	-	-	C
34, Maxwell	-	-	C
35, McPherson County	-	-	C
36, Nebraska Christian	-	-	C
37, North Platte	A	-	-
38, North Platte St. Pat's	-	B	-
39, Northwest (GI)	A	-	-
4, Ansley	-	-	C
40, Ogallala	-	-	C
41, Ord	-	B	-
42, Overton	-	-	C
43, Palmer	-	B	-
44, Paxton	-	-	C
45, Perkins County	-	-	C
46, Pleasanton	-	-	C
47, Ravenna	-	-	C
48, Sandhills	-	-	C
49, Sargent	-	-	C
5, Arcadia	A	-	-

50, Shelton	-	-	C
51, Silver Lake	-	-	C
52, Spalding Academy	-	-	C
53, St. Paul	-	B	-
54, Stapleton	-	B	-
55, Sumner-Eddyville-Mille	-	-	C
56, Sutherland	-	-	C
57, Wallace	-	-	C
59, Wood River	-	B	-
6, Arnold	-	-	C
7, Arthur County	-	-	C
8, Brady	-	-	C
9, Broken Bow	-	-	C
Response Percentages	13	24	63

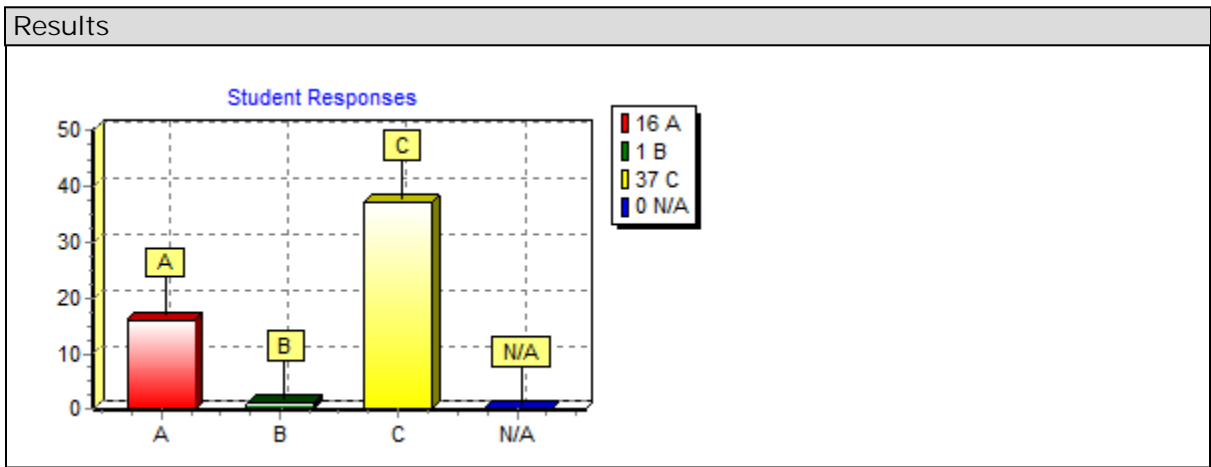


Answers

- A Yes
B No
C Abstain

Students	A	B	C
1, Adams Central	A	-	-
10, Burwell	-	-	C
11, Callaway	-	-	C
12, Central City	-	-	C
14, Centura	-	-	C
16, Doniphan-Trumbull	-	-	C
17, Elba	A	-	-
19, Gibbon	-	-	C
2, Amherst	-	-	C
20, Gothenburg	-	-	C
21, Grand Island	A	-	-
21, Grand Island Central C	A	-	-
23, Hastings	A	-	-
24, Hastings St. Cecilia	A	-	-
26, Hershey	A	-	-
27, Kearney	A	-	-
28, Kearney Catholic	A	-	-
29, Kenesaw	-	-	C
3, Anselmo-Merna	-	-	C
30, Lexington	A	-	-
31, Litchfield	-	-	C
32, Loup City	-	-	C
33, Loup County	-	-	C
34, Maxwell	A	-	-
35, McPherson County	-	-	C
36, Nebraska Christian	-	-	C
37, North Platte	A	-	-
38, North Platte St. Pat's	-	-	C
39, Northwest (GI)	A	-	-
4, Ansley	-	-	C
40, Ogallala	A	-	-
41, Ord	-	-	C
42, Overton	-	-	C
43, Palmer	-	-	C
44, Paxton	-	-	C
45, Perkins County	-	-	C
46, Pleasanton	-	-	C
47, Ravenna	-	-	C
48, Sandhills	-	-	C
49, Sargent	-	-	C
5, Arcadia	A	-	-

50, Shelton	-	-	C
51, Silver Lake	-	-	C
52, Spalding Academy	-	-	C
53, St. Paul	-	B	-
54, Stapleton	A	-	-
55, Sumner-Eddyville-Mille	-	-	C
56, Sutherland	-	-	C
57, Wallace	-	-	C
59, Wood River	-	-	C
6, Arnold	-	-	C
7, Arthur County	-	-	C
8, Brady	-	-	C
9, Broken Bow	-	-	C
Response Percentages	30	2	69

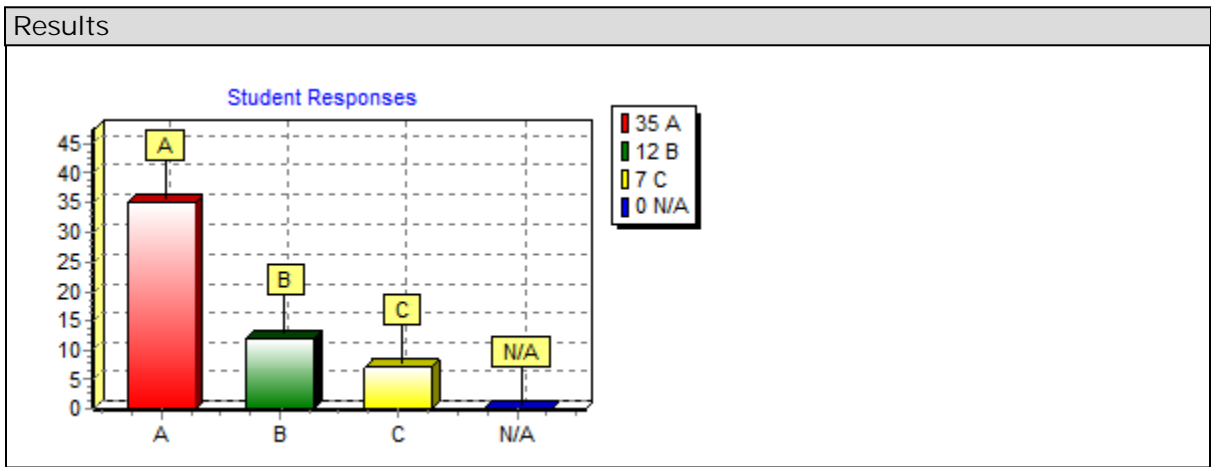


Answers

- A Yes
B No
C Abstain

Students	A	B	C
1, Adams Central	-	-	C
10, Burwell	A	-	-
11, Callaway	-	B	-
12, Central City	A	-	-
14, Centura	A	-	-
16, Doniphan-Trumbull	A	-	-
17, Elba	-	B	-
19, Gibbon	A	-	-
2, Amherst	A	-	-
20, Gothenburg	-	-	C
21, Grand Island	-	-	C
21, Grand Island Central C	A	-	-
23, Hastings	-	-	C
24, Hastings St. Cecilia	A	-	-
26, Hershey	A	-	-
27, Kearney	-	-	C
28, Kearney Catholic	A	-	-
29, Kenesaw	A	-	-
3, Anselmo-Merna	-	B	-
30, Lexington	-	-	C
31, Litchfield	-	B	-
32, Loup City	A	-	-
33, Loup County	-	B	-
34, Maxwell	A	-	-
35, McPherson County	A	-	-
36, Nebraska Christian	A	-	-
37, North Platte	A	-	-
38, North Platte St. Pat's	-	B	-
39, Northwest (GI)	A	-	-
4, Ansley	A	-	-
40, Ogallala	-	-	C
41, Ord	A	-	-
42, Overton	A	-	-
43, Palmer	-	B	-
44, Paxton	A	-	-
45, Perkins County	A	-	-
46, Pleasanton	A	-	-
47, Ravenna	A	-	-
48, Sandhills	-	B	-
49, Sargent	-	B	-
5, Arcadia	A	-	-

50, Shelton	A	-	-
51, Silver Lake	A	-	-
52, Spalding Academy	-	B	-
53, St. Paul	-	B	-
54, Stapleton	A	-	-
55, Sumner-Eddyville-Mille	A	-	-
56, Sutherland	A	-	-
57, Wallace	A	-	-
59, Wood River	A	-	-
6, Arnold	-	B	-
7, Arthur County	A	-	-
8, Brady	A	-	-
9, Broken Bow	A	-	-
Response Percentages	65	22	13

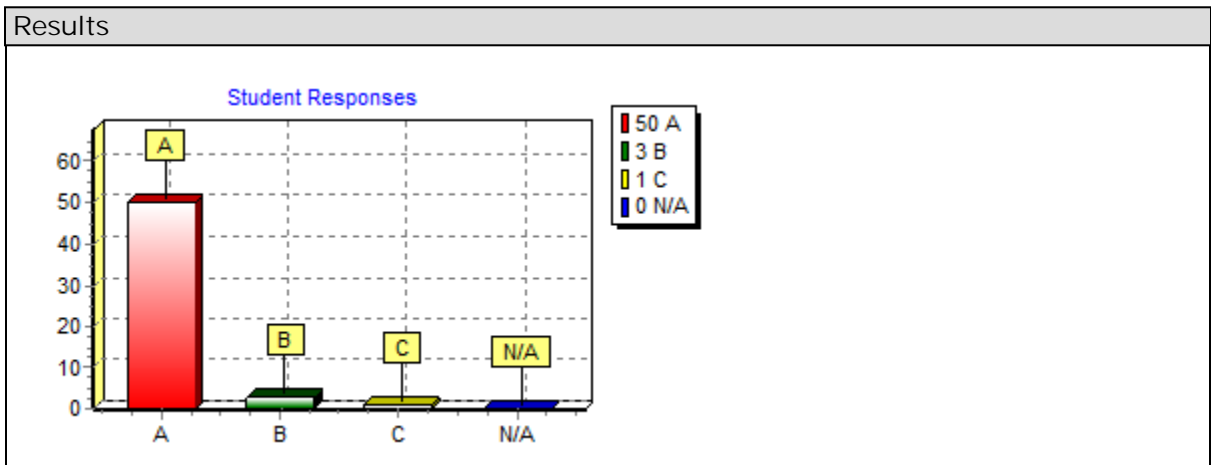


Answers

- A Yes
 B No
 C Abstain

Students	A	B	C
1, Adams Central	A	-	-
10, Burwell	A	-	-
11, Callaway	A	-	-
12, Central City	A	-	-
14, Centura	A	-	-
16, Doniphan-Trumbull	A	-	-
17, Elba	A	-	-
19, Gibbon	A	-	-
2, Amherst	A	-	-
20, Gothenburg	A	-	-
21, Grand Island	-	B	-
21, Grand Island Central C	A	-	-
23, Hastings	-	-	C
24, Hastings St. Cecilia	A	-	-
26, Hershey	A	-	-
27, Kearney	A	-	-
28, Kearney Catholic	A	-	-
29, Kenesaw	A	-	-
3, Anselmo-Merna	A	-	-
30, Lexington	A	-	-
31, Litchfield	A	-	-
32, Loup City	A	-	-
33, Loup County	A	-	-
34, Maxwell	A	-	-
35, McPherson County	A	-	-
36, Nebraska Christian	A	-	-
37, North Platte	A	-	-
38, North Platte St. Pat's	A	-	-
39, Northwest (GI)	A	-	-
4, Ansley	A	-	-
40, Ogallala	A	-	-
41, Ord	A	-	-
42, Overton	A	-	-
43, Palmer	A	-	-
44, Paxton	A	-	-
45, Perkins County	A	-	-
46, Pleasanton	-	B	-
47, Ravenna	A	-	-
48, Sandhills	A	-	-
49, Sargent	A	-	-
5, Arcadia	A	-	-

50, Shelton	A	-	-
51, Silver Lake	A	-	-
52, Spalding Academy	-	B	-
53, St. Paul	A	-	-
54, Stapleton	A	-	-
55, Sumner-Eddyville-Mille	A	-	-
56, Sutherland	A	-	-
57, Wallace	A	-	-
59, Wood River	A	-	-
6, Arnold	A	-	-
7, Arthur County	A	-	-
8, Brady	A	-	-
9, Broken Bow	A	-	-
Response Percentages	93	6	2

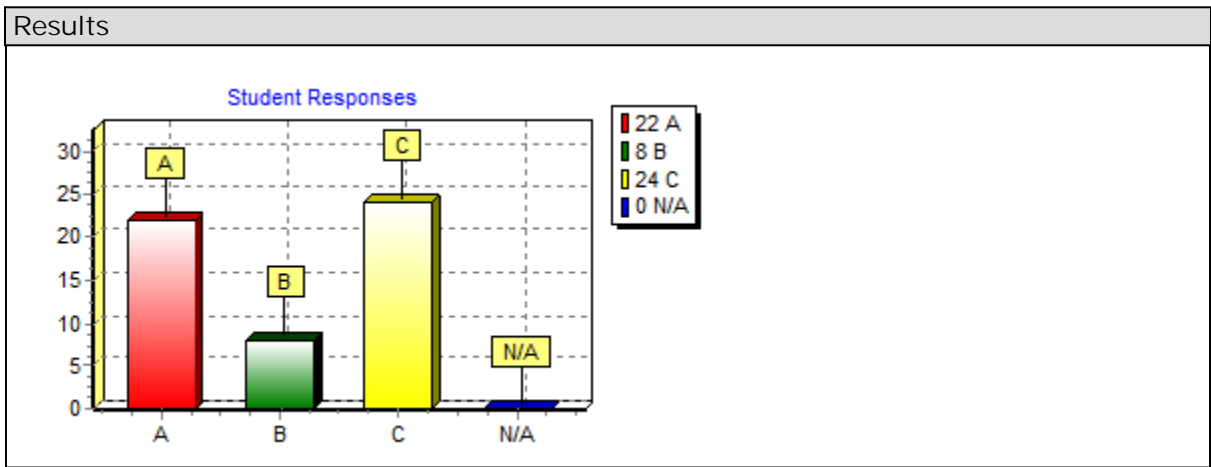


Answers

- A Yes
B No
C Abstain

Students	A	B	C
1, Adams Central	-	-	C
10, Burwell	A	-	-
11, Callaway	-	-	C
12, Central City	-	B	-
14, Centura	-	B	-
16, Doniphan-Trumbull	-	-	C
17, Elba	A	-	-
19, Gibbon	-	-	C
2, Amherst	-	-	C
20, Gothenburg	-	-	C
21, Grand Island	-	-	C
21, Grand Island Central C	-	B	-
23, Hastings	A	-	-
24, Hastings St. Cecilia	-	-	C
26, Hershey	A	-	-
27, Kearney	-	-	C
28, Kearney Catholic	A	-	-
29, Kenesaw	-	-	C
3, Anselmo-Merna	A	-	-
30, Lexington	A	-	-
31, Litchfield	-	-	C
32, Loup City	A	-	-
33, Loup County	A	-	-
34, Maxwell	A	-	-
35, McPherson County	A	-	-
36, Nebraska Christian	-	-	C
37, North Platte	A	-	-
38, North Platte St. Pat's	A	-	-
39, Northwest (GI)	-	B	-
4, Ansley	-	-	C
40, Ogallala	A	-	-
41, Ord	-	-	C
42, Overton	-	-	C
43, Palmer	-	-	C
44, Paxton	-	-	C
45, Perkins County	-	-	C
46, Pleasanton	-	B	-
47, Ravenna	-	-	C
48, Sandhills	A	-	-
49, Sargent	A	-	-
5, Arcadia	A	-	-

50, Shelton	-	-	C
51, Silver Lake	-	B	-
52, Spalding Academy	-	-	C
53, St. Paul	-	B	-
54, Stapleton	A	-	-
55, Sumner-Eddyville-Mille	-	B	-
56, Sutherland	A	-	-
57, Wallace	-	-	C
59, Wood River	A	-	-
6, Arnold	-	-	C
7, Arthur County	A	-	-
8, Brady	A	-	-
9, Broken Bow	-	-	C
Response Percentages	41	15	44

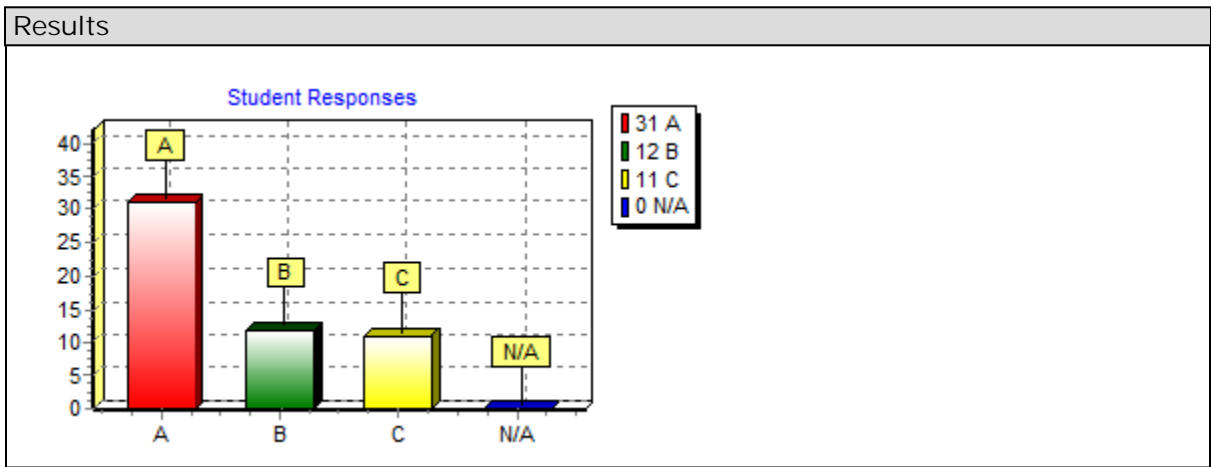


Answers

- A Yes
 B No
 C Abstain

Students	A	B	C
1, Adams Central	A	-	-
10, Burwell	A	-	-
11, Callaway	-	B	-
12, Central City	-	B	-
14, Centura	-	B	-
16, Doniphan-Trumbull	-	B	-
17, Elba	A	-	-
19, Gibbon	A	-	-
2, Amherst	A	-	-
20, Gothenburg	A	-	-
21, Grand Island	-	-	C
21, Grand Island Central C	A	-	-
23, Hastings	-	-	C
24, Hastings St. Cecilia	-	B	-
26, Hershey	A	-	-
27, Kearney	-	-	C
28, Kearney Catholic	A	-	-
29, Kenesaw	-	-	C
3, Anselmo-Merna	A	-	-
30, Lexington	-	-	C
31, Litchfield	-	-	C
32, Loup City	A	-	-
33, Loup County	A	-	-
34, Maxwell	A	-	-
35, McPherson County	A	-	-
36, Nebraska Christian	-	B	-
37, North Platte	A	-	-
38, North Platte St. Pat's	A	-	-
39, Northwest (GI)	-	-	C
4, Ansley	-	B	-
40, Ogallala	A	-	-
41, Ord	-	B	-
42, Overton	A	-	-
43, Palmer	-	-	C
44, Paxton	-	-	C
45, Perkins County	A	-	-
46, Pleasanton	A	-	-
47, Ravenna	A	-	-
48, Sandhills	A	-	-
49, Sargent	A	-	-
5, Arcadia	A	-	-

50, Shelton	A	-	-
51, Silver Lake	-	B	-
52, Spalding Academy	-	-	C
53, St. Paul	-	B	-
54, Stapleton	A	-	-
55, Sumner-Eddyville-Mille	-	B	-
56, Sutherland	A	-	-
57, Wallace	-	-	C
59, Wood River	A	-	-
6, Arnold	-	B	-
7, Arthur County	A	-	-
8, Brady	A	-	-
9, Broken Bow	A	-	-
Response Percentages	57	22	20



Answers

- A Yes
B No
C Abstain

Students	A	B	C
1, Adams Central	A	-	-
10, Burwell	-	B	-
11, Callaway	-	B	-
12, Central City	-	B	-
14, Centura	A	-	-
16, Doniphan-Trumbull	-	-	C
17, Elba	A	-	-
19, Gibbon	-	-	C
2, Amherst	A	-	-
20, Gothenburg	-	B	-
21, Grand Island	A	-	-
21, Grand Island Central C	-	-	C
23, Hastings	-	-	C
24, Hastings St. Cecilia	-	-	C
26, Hershey	-	B	-
27, Kearney	-	-	C
28, Kearney Catholic	-	-	C
29, Kenesaw	A	-	-
3, Anselmo-Merna	-	B	-
30, Lexington	-	-	C
31, Litchfield	A	-	-
32, Loup City	A	-	-
33, Loup County	A	-	-
34, Maxwell	A	-	-
35, McPherson County	A	-	-
36, Nebraska Christian	-	B	-
37, North Platte	-	-	C
38, North Platte St. Pat's	A	-	-
39, Northwest (GI)	-	-	C
4, Ansley	-	B	-
40, Ogallala	-	-	C
41, Ord	-	-	C
42, Overton	-	B	-
43, Palmer	A	-	-
44, Paxton	-	-	C
45, Perkins County	A	-	-
46, Pleasanton	-	B	-
47, Ravenna	A	-	-
48, Sandhills	-	B	-
49, Sargent	-	B	-
5, Arcadia	A	-	-

50, Shelton	A	-	-
51, Silver Lake	-	-	C
52, Spalding Academy	-	-	C
53, St. Paul	-	B	-
54, Stapleton	A	-	-
55, Sumner-Eddyville-Mille	A	-	-
56, Sutherland	A	-	-
57, Wallace	-	-	C
59, Wood River	-	B	-
6, Arnold	-	B	-
7, Arthur County	-	-	C
8, Brady	-	B	-
9, Broken Bow	-	-	C
Response Percentages	37	30	33

