

*"NSAA...the other half of education."*

# NSAA STATE FOOTBALL CHAMPIONSHIPS

NOVEMBER 24-25, 2014 • LINCOLN

2014-2015 NSAA OFFICIAL CHAMPIONSHIP PROGRAM

Welcome! As Governor of the State of Nebraska, it has been my pleasure these past ten years to work with and to support our high school activities and the Nebraska School Activities Association.

The NSAA does a great job of helping Nebraska students take advantage of the many activities available while developing an appreciation for teamwork, fostering school spirit and demonstrating sportsmanship of fans and players.

I care deeply about the education our students receive in Nebraska and I'm delighted that so many schools encourage the learning that takes place from being involved with school activities. Students who participate in school activities develop important leadership and life skills.

Your charge now is to take those skills and make the world a better place. Good luck!

-Dave Heineman  
Governor of Nebraska



Music, Play-Production, Speech, Journalism, and Athletics! These activities offer Nebraska students the opportunity to learn the value of teamwork, responsibility, dealing with adversity, competition, diversity, and community. Extracurricular participation complements the lessons learned in the classroom and reinforces the skills our students need in a real-world context. How exciting that over 120,000 students within 25 activities, in over 304 member high schools across Nebraska participate in NSAA programs. By participating, our students have already won!

On behalf of the NSAA Board of Directors and the NSAA Staff, we send our collective thanks for your support of the Association's mission and interscholastic events. Please accept our best wishes as you cheer and support your school!

***We are "The Other Half of Education"***

-Rhonda Blanford-Green  
Executive Director-NSAA



*"NSAA...the other half of education."*

# NSAA STATE FOOTBALL CHAMPIONSHIPS

NOVEMBER 24-25, 2014 • LINCOLN



## MONDAY, NOVEMBER 24

10:15 a.m. – Class D2

2:45 p.m. – Class D1

7:15 p.m. – Class A

## TUESDAY, NOVEMBER 25

10:15 a.m. – Class C2

2:45 p.m. – Class C1

7:15 p.m. – Class B

Memorial Stadium  
Lincoln, Nebraska



### Championship Director

Nate Neuhaus, NSAA Assistant Director

### NSAA Executive Director

Rhonda Blanford-Green

### Supervisor of Officials

Jon Dolliver, NSAA Assistant Director

### Media Coordinator

Sarah Sasse-Kildow, NSAA Assistant Director

### Memorial Stadium Director

Butch Hug

### Field Managers

Stan Erks  
John Farrand  
Jack Guggenmos  
Clayton Heath  
Mike Rasmussen  
Mark Armstrong  
Jack Tarr  
Pat Gatzemeyer

### Announcers

Rich Brodersen  
Doc Winingger

### Athletic Trainers

Rob Marshall  
Mike Sloup  
John Carda  
Drew Erks  
Kurt Behrhorst  
Alex Wheatley  
Jayson Brueggemann  
Jordan Stithem  
Aaron Madsen  
Deena Curtis

### Physician

Dennis Connolly, MD

### National Anthem Singers

The Arcadia Public School Mixed Octet  
The Paxton High School Mixed Quartet  
The Lincoln North Star Mixed Octet  
Erica Ventura and Kiara Rodriguez of Plattsmouth  
The "DoReMigos" of Lincoln Southeast  
The Hasting High School Mixed Octet

### Officials

Greg Otteman  
Cory Wedergren  
James Connell  
Victor Breakfield  
Thomas Kos  
Steve Blocher  
David Wolff  
Randy Hagedorn  
Travis Baumann  
John Peters  
Dan Walker  
Steve Cords  
George Finley  
Wade Finley  
Shane Smith

Marty Pinkerman  
Gregg Hughes  
Wade Fleisher  
Jason McCoy  
Dustin Stuehrenberg  
Cory Mueller  
Tony Conell  
Ryan Kratochvil  
Richard Soukup  
Brad Vancura  
Darren Duncan  
Jeff Dunn  
Dusty Lana  
Mark Buchhammer  
Troy Svoboda

### Admittance

No one may leave and return on the same ticket. Tickets are \$7 for adults and \$5 for students - age 5 through high school.

*Cover photos courtesy of Callam Sports Photography.*

# CLASS A

NSAA FOOTBALL BRACKET

## Quarterfinals • Nov. 7

<b>Omaha North</b> (10-0)	vs.	54
<b>Kearney</b> (7-3)		14

<b>Millard West</b> (7-3)	vs.	6
<b>Grand Island</b> (9-1)		21

<b>Creighton Preparatory</b> (9-1)	vs.	30
<b>Omaha Central</b> (7-3)		27

<b>Papillion-LaVista South</b> (7-3)	vs.	38
<b>Millard North</b> (10-0)		35

## Semifinals Nov. 14

<b>Omaha North</b> (11-0)	vs.	48
<b>Grand Island</b> (10-1)		14

<b>Creighton Preparatory</b> (10-1)	vs.	28
<b>Papillion-LaVista South</b> (8-3)		0

## First Round, October 31

Creighton Preparatory School 35, Omaha Burke 0  
Grand Island 40, Columbus 0  
Kearney 14, Norfolk 10  
Millard North 62, Bellevue East 27  
Millard West 37, Omaha Westside 13  
Omaha Central 21, Lincoln East 14  
Omaha North 50, Lincoln Southwest 16  
Papillion-LaVista South 42, Bellevue West 21

## CHAMPIONSHIP GAME

Memorial Stadium  
Monday • Nov. 24 • 7:15 p.m.

<b>Omaha North</b> (12-0)	vs.	<b>Creighton Preparatory</b> (11-1)
------------------------------	-----	--

# CLASS B

NSAA FOOTBALL BRACKET

## Quarterfinals • Nov. 7

<b>Omaha Skutt Catholic</b> (8-2)	vs.	17
<b>Seward</b> (8-2)		13

<b>Beatrice</b> (7-3)	vs.	28
<b>Scottsbluff</b> (9-1)		30

<b>McCook</b> (9-1)	vs.	13
<b>Blair</b> (7-3)		7

<b>Elkhorn</b> (8-2)	vs.	10
<b>Gretna</b> (9-1)		7

## Semifinals Nov. 14

<b>Omaha Skutt Catholic</b> (9-2)	vs.	28
<b>Scottsbluff</b> (10-1)		7

<b>McCook</b> (10-1)	vs.	10
<b>Elkhorn</b> (9-2)		24


## First Round, October 31

Beatrice 42, Elkhorn South 35  
Blair 31, Crete 22  
Elkhorn 27, York 24  
Gretna 49, Lincoln Pius X 34  
McCook 38, Omaha Gross Catholic 25  
Omaha Skutt Catholic 35, Waverly 0  
Scottsbluff 41, Aurora 33  
Seward 24, Sidney 14

## CHAMPIONSHIP GAME

Memorial Stadium  
Tuesday • Nov. 25 • 7:15 p.m.

<b>Omaha Skutt Catholic</b> (10-2)	vs.	<b>Elkhorn</b> (10-2)
---------------------------------------	-----	--------------------------



Photograph provided by Lifetouch

**TEAM INFORMATION**

**Superintendent:** Mr. Mark Evans  
**Principal:** Gene Haynes  
**Athletic Director:** Jim Savio  
**NSAA Enrollment:** 1282  
**Conference:** Metro  
**Head Coach:** Larry Martin  
**Assistant Coaches:** Todd O'Neill, Jerod Meysenburg, Dan Burns, Rick Thurston, Andy Juranek, Damon Benning, Tad Kersting, Brooks Tapp, Dan Carruthers, Nate Carruthers, Damone Avant  
**Playoff Appearances:** 15  
**Most Recent Playoff Appearance:** 2013  
**State Champion:** A/2013  
**Runner-up:** A/2012




**2014 SCHEDULE**

Opponent	W/L	Score
Millard West	W	20-13
Omaha Burke	W	42-0
South Sioux City	W	63-7
Bellevue West	W	62-21
Creighton Preparatory School	W	47-14
Omaha Central	W	35-28
Omaha South	W	62-0
Omaha Westside	W	42-14
Bellevue East	W	48-0
Lincoln Southwest	W	50-16
Kearney	W	54-14
Grand Island	W	48-14

**2014 ROSTER**

No.	Name	GR	POS	HT	WT	No.	Name	GR	POS	HT	WT
		Off/Def						Off/Def			
1	Marquise Lewis	12	WR/S	5'11"	180	40	Noah Capazo	12	~/LB	5'10"	190
2	Trey Ammons	12	~/LB	6'3"	200	41	Milton Sargbah	9	K/~	5'4"	145
3	Tavion Seals	11	RB/DB	5'5"	145	42	Tyree Nero	12	~/LB	5'11"	190
4	Jordan Strong	10	~/NT	6'2"	225	43	Da'Qwon Walker	11	RB/DB	5'5"	155
5	Calvin Strong	12	RB/~	5'10"	175	44	Justin Jemison	11	TE/LB	5'11"	190
6	Brandon Simpson	11	FB/LB	6'0"	205	45	Cyrus Collins	10	TE/DE	6'0"	170
7	Grant Martin	11	WR/CB	6'2"	180	47	DeValon Whitcomb	12	TE/DE	6'3"	255
8	Demetri Clark	10	QB/DB	5'10"	170	50	Brian Gilmore	11	OL/~	6'0"	245
9	Payton Nelson	12	QB/~	6'1"	180	51	Jared Donaby	10	OL/DT	5'8"	220
10	Jason Martin	12	~/LB	5'10"	200	52	Tyler Hall	11	OL/DE	6'1"	205
11	Davion Reed	12	WR/DB	5'10"	185	55	Clementae Taylor	12	OL/DT	5'6"	250
11	Ryan Moffitt	11	~/LB	6'0"	160	57	Nicholas Aus	10	OL/DT	5'10"	210
12	Justin Jackson/Williams	10	QB/DB	5'11"	160	59	Angel Olivera-Torres	11	~/LB	5'11"	190
13	James Morton	12	~/DB	5'11"	150	60	Kendrik Parker	10	OL/DT	5'10"	225
14	Zion Williams	10	WR/DB	5'8"	145	62	Julius Buckner	11	OL/DT	5'11"	220
15	Camren Hron	11	~/DB	5'11"	160	64	Logan Thurston	11	OL/DE	6'4"	200
17	Raymond Gipson	10	~/LB	5'8"	145	65	Jaylan Newsome	12	OL/DT	6'1"	300
18	Jordan Nash	10	WR/~	5'10"	150	66	Quayshawn Qualls	12	OL/DT	6'0"	235
20	Jalial Jones	11	RB/LB	5'7"	160	70	Justin Edwards	12	OL/~	6'1"	275
21	Terry Thomas	10	WR/DB	5'10"	155	71	Andrell Sherrod-Lewis	10	OL/DT	6'2"	250
22	Markell Vaughn	12	WR/DB	6'0"	160	72	Syriuz Pittman	9	QB/LB	5'10"	165
23	Keonte Tolbert	11	RB/LB	5'4"	150	73	Desmond Brown	9	OL/DT	5'11"	195
24	Tyrus Harris	12	RB/LB	5'11"	165	74	Jacob Anderson	12	OL/DT	6'3"	280
25	Austin Heim	11	K/~	5'9"	160	75	Anthony Workman	12	C/DT	6'0"	265
26	Bennie Avery	11	RB/LB	5'11"	165	76	Neal Sellers	12	OL/DT	6'4"	300
27	Shakuan Smith	11	RB/LB	5'7"	140	77	Ariin Williford	9	OL/DT	6'2"	215
28	Isaac Ward	12	WR/DB	5'11"	160	78	Michael Decker	12	OL/DT	6'4"	280
30	Devin Safford	10	RB/~	5'4"	155	79	Jordan Johnson	12	OL/DT	6'0"	260
31	Chad Alioth	10	WR/DB	6'0"	155	82	Marlon Hardeman	12	TE/DT	6'0"	200
31	Simon Sorensen	11	K/~	6'1"	160	83	Mani Smith	10	WR/DB	5'9"	155
32	Trevor Cutsor	10	FB/LB	5'10"	155	84	Joseph Martin	10	WR/DB	5'7"	135
33	Patrick Jemison	12	~/DB	6'0"	160	85	Christopher Crouch	11	WR/DB	5'7"	170
34	Cole Bixler	12	RB/LB	6'1"	200	88	Daenen Jones	10	TE/DE	6'2"	200
35	Alex Williford	9	RB/DT	5'11"	220	92	Brice LeKics	9	QB/DB	6'1"	150
36	Devron Rush	11	RB/LB	5'9"	190	98	Jaylin One Feather	12	~/DE	6'4"	230
39	Sam Laferla	10	WR/DB	5'9"	145						

# CREIGHTON PREPARATORY SCHOOL Junior Jays | Blue/White | 11-1



## TEAM INFORMATION

**Superintendent:** John Naatz  
**Principal:** John Naatz  
**Athletic Director:** Dr. Dan Schinzel  
**NSAA Enrollment:** 1566  
**Conference:** Metro  
**Head Coach:** Andy Yost  
**Assistant Coaches:** Lynn Groff, Andy Yost, TJ Fyfe, Brent Craft, Lonnie Brazille, Craig Gable, Mark Waring, Kevin Ehlers, Jerry Murtaugh, Dan Ekfeld, Shane Smith  
**Playoff Appearances:** 36  
**Most Recent Playoff Appearance:** 2013  
**State Champion:** A/1980, A/1983, A/1985, A/1986, A/1987, A/1988, A/1989, A/1999, A/2004  
**Runner-up:** A/1976, A/1977, A/1978, A/1991, A/2000, A/2003


## 2014 ROSTER

No.	Name	GR	POS Off/Def	HT	WT	No.	Name	GR	POS Off/Def	HT	WT
8	Trystn Ducker	11	WR/DB	5'9"	160	62	Cole Firmature	11	~/LB	5'8"	150
9	Jake Hagge	12	WR/DB	5'9"	170	63	Josh Stoltenberg	12	OL/DT	6'3"	295
10	Will Hupp	12	QB/~	6'1"	180	64	Connor Morris	12	OL/~	5'11"	260
11	Zach Luckey	11	QB/~	5'10"	160	65	Triston Wilson	11	OL/DT	6'2"	245
12	Ben McLeay	12	QB/~	6'4"	200	65	Eamon Morrison	10	~/DB	5'9"	165
13	Michael Corpuz	11	WR/DB	6'"	160	66	Ethan Ruh	11	OL/DT	6'2"	260
13	Nate Reiner	10	RB/~	5'9"	175	67	Adam Malicki	11	OL/DT	6'2"	240
14	David Lindsay	11	QB/~	6'"	155	68	Eddie Johnson	11	~/DB	5'11"	160
15	John Richter	11	WR/DB	5'9"	140	69	Mitch Ursick	12	OL/DT	5'10"	240
20	Jeramiah Stovall	12	RB/DB	5'11"	170	70	John Brandl	12	OL/~	6'3"	260
21	Micah Rensch	12	RB/~	5'9"	180	71	Peter Gehrls	10	OL/DT	6'2"	270
22	Ryan Hove	12	WR/DB	5'10"	170	72	John Woltemath	11	~/DB	5'9"	160
23	Jason Johaneck	11	RB/DB	5'10"	170	73	Joe Herold	11	WR/DE	6'2"	175
24	Cedrick Henderson-Smith	11	RB/DB	5'8"	150	73	Andrew Emodi	10	~/DB	5'10"	245
25	John Sakowski	12	WR/~	6'3"	175	74	Drew Russell	11	OL/DT	6'4"	215
26	Allen Reed	11	FB/LB	6'"	195	75	Omar Mora	11	OL/DT	5'10"	235
27	Andrew Veys	12	WR/~	6'"	170	76	Alex McHugh	12	OL/~	6'3"	240
28	Martin Kocsis	12	RB/~	5'7"	160	77	David Krawczyk	12	~/DT	6'3"	210
30	Joe Rodino	12	RB/DB	5'11"	190	78	Barrett Foley	10	P/K	6'1"	170
32	Derrick Hobbs	11	RB/LB	5'8"	165	80	Ben Warren	11	WR/DB	6'4"	165
33	Brian James	12	~/DE	5'9"	174	82	Logan McNeil	12	~/LB	6'"	195
35	Matt Copeland	12	RB/LB	5'10"	180	83	Sam Montag	12	TE/~	6'4"	215
40	Brandon Bena	11	RB/DB	6'2"	200	84	John Marcotte	12	TE/DT	6'4"	235
42	Nick Janecek	12	~/LB	5'11"	190	85	Arthur Egan	10	TE/DT	6'3"	190
43	Lucas Ripa	11	RB/DB	5'10"	165	86	Joe Herold	11	~/DB	5'10"	175
44	Steve Janda	12	RB/DB	5'10"	180	87	Bob Morgensen	11	TE/LB	6'3"	195
45	Wayne Howell	12	RB/LB	5'4"	190	88	Andrew Morrow	11	WR/DB	6'2"	170
50	Craig Haug	11	OL/DT	6'1"	210	90	Michael Flynn	12	WR/DB	6'3"	190
52	Alex Venditte	11	OL/DT	6'"	310	92	Dominic Witt	12	~/DB	5'10"	175
53	Joe Brandl	10	RB/LB	5'11"	170	94	Brandon Caniglia	12	K/P	5'9"	160
54	Jack McLeay	12	OL/~	6'1"	260	95	Peter Monahan	12	K/P	5'10"	180
60	Davis Becker	12	~/NT	5'9"	215						



## 2014 SCHEDULE

Opponent	W/L	Score
Papillion-LaVista	W	42-8
Omaha Westside	W	56-37
Omaha Central	W	35-14
Omaha South	W	65-12
Omaha North	L	14-47
Bellevue East	W	57-13
South Sioux City	W	58-0
Bellevue West	W	47-43
Papillion-LaVista South	W	28-10
Omaha Burke	W	35-0
Omaha Central	W	30-27
Papillion-LaVista South	W	28-0



**TEAM INFORMATION**

**Superintendent:** John McMahon  
**Principal:** Rob Meyers  
**Athletic Director:** Jeremy Moore  
**NSAA Enrollment:** 501  
**Conference:** River Cities  
**Head Coach:** Matt Turman  
**Assistant Coaches:** Jeremy Moore, Nick Danze, Paul Stuart, Dan Kracl, Tim Lackovic, John Dooley, Barney McNeil, Kevin Schumacher, Kyle Jurgens, Andy McMahon, Fr. Jeff Mollner, Brant Loewe  
**Playoff Appearances:** 14  
**Most Recent Playoff Appearance:** 2013  
**State Champion:** B/2005. B/2013  
**Runner-up:** B/2009


**2014 ROSTER**

No.	Name	GR	POS Off/Def	HT	WT	No.	Name	GR	POS Off/Def	HT	WT
1	Jarrett Damewood	11	RB/DB	5'9"	150	36	Matthew Gromowsky	10	RB/LB	5'9"	155
2	Josh Zeplin	11	WR/DB	5'11"	170	38	Jacob (Jake) Sweeney	12	WR/LB	5'10"	150
3	Chris Podraza	12	WR/DB	5'11"	180	39	Ryan Moritz	10	QB/DB	5'10"	175
4	Paul Semin	12	TE/LB	6'1"	210	40	Ben Zerzan	11	TE/LB	6'2"	175
5	Mojo Hagge	11	WR/DB	5'9"	165	41	Ian Urban	11	FB/LB	5'9"	190
6	Greg Vankat	12	WR/DB	5'10"	175	42	Shane Miller	12	FB/LB	5'10"	190
7	Aaron Elsberry	12	WR/DB	6'0"	160	43	Andrew Hoffman	10	FB/LB	5'10"	170
8	Christian (Christian) Jones	12	WR/DB	5'10"	170	44	DJ McGarrill	12	TE/DE	6'1"	205
9	Will Jackson	10	TE/LB	6'0"	185	45	Dylan Sturm	10	QB/DB	5'9"	145
10	Adam Gottschalk	12	K/P	5'10"	160	47	Curt Randall	10	RB/DB	5'10"	160
11	Thomas Kingston	11	WR/DB	5'10"	170	50	Jimmy Neneman	11	OL/DT	5'9"	185
12	Sean McCormick	12	TE/LB	6'1"	200	51	Kirayle (Kye) Jones	10	OL/DT	5'10"	210
13	Matt Wickwire	10	WR/DB	5'11"	145	52	Billy McGuire	10	OL/DE	6'0"	175
14	Nathan Purcell	12	WR/DB	5'11"	170	53	Ryan Harrel	10	OL/DE	6'3"	170
15	Isaiah Ramsey	12	QB/LB	6'3"	205	54	Kyle O'Neill	12	OL/DE	6'1"	220
16	Garrett Jones	12	WR/DB	5'10"	170	55	Caden Reimers	12	OL/DT	5'11"	250
17	Jack Sinner	11	QB/LB	6'1"	175	56	Lucas Kopietz	12	OL/LB	5'10"	185
18	Trevor Schulte	12	WR/DB	5'9"	155	59	Andrew Friedt	11	OL/DT	5'10"	170
19	Brendan Flodine	10	WR/DB	5'9"	135	60	Brendan Stricherz	11	OL/DE	5'11"	175
20	Connor Boetel	12	RB/DB	5'11"	180	62	Andrew (Drew) Rerucha	10	OL/DT	5'11"	220
21	Trevor Gibson	10	WR/DB	5'11"	160	64	Grayson (Gray) Matulka	11	OL/DE	6'2"	170
23	Michael Evans	10	WR/DB	5'8"	130	65	Trent Hixson	10	OL/DT	6'2"	265
24	Thomas Pivovar	12	RB/LB	6'0"	195	66	Christian Peters	11	OL/DT	6'2"	230
27	Grant Dennis	11	WR/DB	5'10"	160	68	Joe Devlin	12	OL/DT	6'2"	250
28	Hunter Smith	12	RB/LB	5'10"	195	70	Patrick Fenner	11	OL/DT	6'3"	250
29	Kyle Dudzik	11	WR/DB	5'7"	130	75	Kasey Smith	12	OL/DT	6'2"	260
30	Jack Camenzind	12	WR/DB	5'9"	145	76	Brandon Miller	11	OL/DT	5'11"	210
31	Ben Wenke	12	RB/DB	5'9"	170	79	Zach Wiebelhaus	12	OL/LB	6'1"	290
32	Connor Fenton	10	FB/LB	5'11"	185	80	Sean McDermott	12	WR/LB	6'1"	180
33	Jake Schmit	11	RB/DE	5'11"	185	82	Adam Baker	11	WR/DE	5'10"	170
34	Joe LaMontia	11	RB/DB	5'9"	150	88	Kyle Meister	11	TE/LB	6'0"	170
35	Tommy Gottschalk	10	RB/LB	5'9"	150						



**2014 SCHEDULE**

Opponent	W/L	Score
Beatrice	W	42-7
Omaha Gross Catholic	W	47-3
Crete	W	46-14
Omaha Roncalli Catholic	W	52-13
Blair	L	28-45
Lincoln Pius X	W	38-6
Gretna	L	13-23
Elkhorn South	W	37-20
Elkhorn	W	24-21
Waverly	W	35-0
Seward	W	17-13
Scottsbluff	W	28-7



**TEAM INFORMATION**

**Superintendent:** Steve Baker  
**Principal:** Dan Radicia  
**Athletic Director:** Mike Zeplin  
**NSAA Enrollment:** 607  
**Conference:** Eastern Midlands  
**Head Coach:** Mark Wortman  
**Assistant Coaches:** John Bacus, Jens Gregory, Fred Doscher, Steve Gorsett, Greg Hays  
**Playoff Appearances:** 28  
**Most Recent Playoff Appearance:** 2013  
**State Champion:** B/1989, B/1992, B/1996, B/1999, B/2011  
**Runner-up:** B/1987, B/1991, B/2006, B/2010



**2014 SCHEDULE**

Opponent	W/L	Score
Blair	W	24-14
Norris	W	35-0
Beatrice	W	24-14
Omaha Benson	W	58-6
Nebraska City	W	41-7
Omaha Roncalli Catholic	W	60-13
Elkhorn South	W	45-28
Gretna	L	14-17
Omaha Skutt Catholic	L	21-24
York	W	27-24
Gretna	W	10-7
McCook	W	24-10

**2014 ROSTER**

No.	Name	GR	POS	HT	WT	No.	Name	GR	POS	HT	WT
		Off/Def						Off/Def			
1	Andrew Garrison	12	QB/DB	5'11"	160	53	Andrew Battaglia	10	C/DT	5'11"	210
2	Anthony Sufficool	12	TE/LB	5'11"	170	54	Alan Real y Vasquez	10	C/LB	5'9"	170
3	Joshua Gusse	11	TE/DE	6'4"	200	55	Hank Uleman	12	OT/DT	6'6"	250
4	Chase Hazlewood	12	RB/LB	5'11"	185	56	Patrick McCloskey	12	OG/DE	5'11"	215
5	Alex Schiefelbein	10	SE/DB	6'0"	155	57	Jackson Oligmueller	12	OG/DE	5'6"	200
6	Nick Anderson	12	SE/DB	6'1"	155	58	Kaleb Smallfoot	10	OG/DT	5'7"	165
7	Drew Smith	11	RB/DB	5'10"	175	60	Rome Gastali	11	C/DT	5'7"	175
8	Evan Ryan	11	RB/LB	5'9"	180	61	Michael Davenport	10	OT/DT	5'11"	155
9	Chris Boelts	12	RB/DB	5'4"	150	62	Jaz Carroll	12	OT/DT	6'5"	255
10	Ronnie Taylor III	11	SE/LB	6'1"	170	63	Carson Schmutz	11	OG/DT	5'10"	175
11	Brady Blair	11	FB/LB	5'10"	170	64	Ethan Bereuter	10	OT/DE	6'1"	170
12	Kyle Janvrin	11	QB/DB	6'1"	170	65	Jack Rafter	10	OG/DE	5'6"	170
14	Travis Baily	10	QB/DB	5'11"	160	66	Jason Balters	10	OT/DE	6'0"	200
15	Dillon Schutte	10	QB/DB	5'9"	135	67	Jake Jacobs	12	OT/DT	6'2"	250
17	Riley McMillan	10	SE/DB	5'9"	145	68	Hunter Traynor	12	C/DE	6'4"	210
20	Josh Moore	12	FB/LB	5'11"	145	69	Shane Holzworth	12	OG/DT	6'0"	230
21	Will Hastreiter	10	FB/LB	5'11"	180	70	Bailey Vyhlidal	11	OT/DT	5'11"	210
22	Tristen Bailey	10	RB/LB	5'11"	150	71	Lucas Bonham	12	OG/DE	6'1"	190
24	Quinn Nietfeld	12	RB/LB	6'1"	185	72	Kyle Vyhlidal	11	OT/DT	5'11"	220
25	AJ Hart	10	TE/DB	5'9"	150	73	Nick Trapp	11	OT/DE	6'2"	185
26	Trey Sachs	10	FB/DB	5'8"	145	74	Zach Vyhlidal	11	C/DT	5'11"	235
28	Tyson Cook	10	SE/DB	5'7"	120	75	Jack Rogers	11	OT/DE	6'3"	205
29	Adin Stiles	10	RB/LB	5'10"	170	76	Duncan Huggler	11	OG/DT	5'11"	200
30	Jesse Bowdino	12	FB/DT	5'6"	210	77	Adam Thomsen	11	OT/DT	5'11"	215
31	Trevor Nelson	11	SE/DB	5'8"	155	78	Ryan Feldman	10	OG/DE	5'11"	160
33	John Fichter III	10	FB/LB	5'11"	165	81	Derick Nelson	12	SE/DB	6'2"	170
34	Levi Amundson	11	FB/LB	5'11"	175	82	DJ Trautman	11	SE/DB	5'11"	165
36	Tyler Beister	12	TE/DB	5'9"	140	83	Noah Meyer	10	SE/DB	5'6"	135
37	Sam Worthington	11	FB/LB	5'6"	170	84	Kyle Hill	12	TE/LB	5'11"	180
40	Wyatt Hamsa	11	FB/LB	6'0"	200	85	Drew Elliott	11	TE/LB	6'1"	160
43	Jared Wurgler	10	TE/LB	6'0"	145	87	Logan Gragert	12	SE/DB	5'9"	145
44	Phil Elliott	11	TE/LB	6'1"	170	88	Gregory Nelson	10	SE/DE	6'5"	155
46	Jack Morock	12	TE/DE	6'4"	215	89	Hayden Flattery	11	SE/DB	6'0"	135
47	Korey Johnson	10	TE/DE	6'1"	170	95	Connor Krecklow	11	TE/DE	6'4"	195
48	Jason Meyer	12	TE/LB	5'7"	145	96	Conner Boelts	11	SE/DB	5'9"	135
50	Kolton Wiley	12	OT/DE	6'4"	220	98	Joey Fees Jr	11	SE/DB	6'0"	160
52	Caleb Johnson	12	OG/LB	5'8"	170	99	Trevor Charron	11	TE/DE	5'11"	160



# NSAA/NHSOA



CLIFF KEEN  
ATHLETIC

Cliff Keen is proud to provide  
the new generation of  
performance uniforms for  
officials in the great state of  
Nebraska!



BUILT for  
LIFE



Now NSAA/NHSOA Officials will enjoy Cliff Keen's newest line of fully sublimated shirts. Absolutely the finest made, these field tested and battle proven Cliff Keen performance shirts are sure to keep you cool and comfortable, even in the harshest conditions. Available through [www.cliffkeen.com/officials/state-assoc](http://www.cliffkeen.com/officials/state-assoc) and locally through Stadium Sports, Lou's Sporting Goods and Hauff Sports.

Use code NEHSAS133 at checkout for your exclusive NSAA/NHSOA discount on the new shirts and ALL your officiating product needs!

Cliff Keen Athletic | 800-992-0799 |  *Cliff Keen*

[WWW.CLIFFKEENOFFICIALS.COM](http://WWW.CLIFFKEENOFFICIALS.COM)

# CLASS C1

NSAA FOOTBALL BRACKET

Quarterfinals • Nov. 7

<b>Ashland-Greenwood</b> (10-0)	vs.	37
<b>Grand Island Central Catholic</b> (8-2)		7

<b>Chadron</b> (8-1)	vs.	17
<b>Cozad</b> (9-1)		41

<b>Columbus Scotus</b> (9-1)	vs.	21
<b>Kearney Catholic</b> (9-1)		22

<b>Norfolk Catholic</b> (9-1)	vs.	17
<b>Boone Central/Newman Grove</b> (10-0)		23

Semifinals  
Nov. 14

<b>Ashland-Greenwood</b> (11-0)	vs.	34
<b>Cozad</b> (10-1)		7

Semifinals  
Nov. 14

<b>Kearney Catholic</b> (10-1)	vs.	7
<b>Boone Central/Newman Grove</b> (11-0)		34

## First Round, October 31

Ashland-Greenwood 48, Central City 14  
Boone Central/Newman Grove 48, Milford-Dorchester 7  
Chadron 6, Ogallala 0  
Columbus Scotus 35, Pierce 7  
Cozad 41, Fort Calhoun 13  
Grand Island Central Catholic 35, Wilber-Clatonia 34 (OT)  
Kearney Catholic 27, Boys Town 26 (OT)  
Norfolk Catholic 35, Falls City 6

## CHAMPIONSHIP GAME

Memorial Stadium  
Tuesday • Nov. 25 • 2:45 p.m.

<b>Ashland-Greenwood</b> (12-0)	vs.	<b>Boone Central/Newman Grove</b> (12-0)
------------------------------------	-----	---

# CLASS C2

NSAA FOOTBALL BRACKET

Quarterfinals • Nov. 7

<b>Battle Creek</b> (10-0)	vs.	37
<b>Archbishop Bergan</b> (8-2)		0

<b>Aquinas Catholic</b> (9-1)	vs.	21
<b>Hastings St. Cecilia</b> (9-1)		10

<b>Freeman</b> (9-1)	vs.	7
<b>Hartington Cedar Catholic</b> (8-2)		41

<b>Oakland-Craig</b> (9-1)	vs.	41
<b>North Platte St. Patrick's</b> (10-0)		21

Semifinals  
Nov. 14

<b>Battle Creek</b> (11-0)	vs.	20
<b>Aquinas Catholic</b> (10-1)		31

Semifinals  
Nov. 14

<b>Hartington Cedar Catholic</b> (9-2)	vs.	19
<b>Oakland-Craig</b> (10-1)		0

## First Round, October 31

Aquinas Catholic 45, Gibbon 12  
Archbishop Bergan 26, Malcolm 0  
Battle Creek 31, Lutheran High Northeast 10  
Freeman 26, Stanton 21  
Hartington Cedar Catholic 27, Sutton 14  
Hastings St. Cecilia 42, Southern 7  
North Platte St. Patrick's 30, Southern Valley 12  
Oakland-Craig 47, Fillmore Central 19

## CHAMPIONSHIP GAME

Memorial Stadium  
Tuesday • Nov. 25 • 10:15 a.m.

<b>Aquinas Catholic</b> (11-1)	vs.	<b>Hartington Cedar Catholic</b> (10-2)
-----------------------------------	-----	--



**TEAM INFORMATION**

**Superintendent:** Dr. Zach Kassebaum  
**Principal:** Brad Jacobsen  
**Athletic Director:** Randy Wiese  
**NSAA Enrollment:** 202  
**Conference:** Nebraska Capitol  
**Head Coach:** Ryan Thompson  
**Assistant Coaches:** Nate Tonjes, Cody Schweitzer, Dan Beranek, Robert Barry  
**Playoff Appearances:** 9  
**Most Recent Playoff Appearance:** 2013  
**Runner-up:** C1/2013




**2014 SCHEDULE**

Opponent	W/L	Score
Wahoo	W	46-10
Syracuse	W	28-13
Falls City	W	34-0
Lincoln Christian	W	55-7
Arlington	W	48-7
Fort Calhoun	W	35-7
Omaha Concordia	W	66-14
Boys Town	W	35-14
Douglas County West	W	48-7
Central City	W	48-14
Grand Island Central Catholic	W	37-7
Cozad	W	34-7

**2014 ROSTER**

No.	Name	GR	POS	HT	WT	No.	Name	GR	POS	HT	WT
		Off/Def						Off/Def			
1	Rayce Riecken	11	WR/CB	5'10"	145	33	Justin Prososki	9	FB/LB	5'10"	165
2	Tyler Craven	12	WR/S	6'1"	175	34	Trevor Nichelson	10	RB/S	5'10"	180
3	Ben Stille	11	TE/DE	6'3"	205	44	Will vonRentzell	9	FB/LB	5'9"	140
4	Bryce Chudomelka	12	QB/LB	6'0"	180	50	Willy Beard	11	C/DT	5'11"	220
5	Aric Kasuske	11	QB/LB	5'10"	175	51	Erik Pike	9	OG/DE	5'9"	180
6	Walker Fisher	12	FB/S	5'10"	170	52	Brett Kitrell	10	OG/DE	6'3"	245
7	Cory Washburn	12	WR/CB	5'10"	165	54	Colby Schmidt	11	OT/DE	5'10"	175
9	Ryan Schuster	12	FB/LB	5'10"	205	55	Luke Craft	11	OT/DE	6'3"	195
10	Gabe Lyons	10	QB/S	6'0"	170	56	Kaelan Dea	11	OT/DE	6'0"	190
11	Jason Fox	11	FB/LB	5'9"	160	57	Cole Irland	10	OT/DT	6'2"	240
12	TJ Gude	9	TE/DE	5'9"	180	60	Hayden Wall	9	OT/DT	5'10"	235
14	Jacob Teahon	10	WR/CB	5'11"	165	63	Colton Yard	9	OG/DT	5'10"	180
18	Justin McWilliams	11	WR/DB	5'10"	160	65	Lee Watson	9	OT/DE	5'11"	145
19	Michael Jaeckel	11	QB/S	5'10"	140	66	Alex DeGarmo	12	OT/DT	6'1"	300
20	Conner Adams	11	WR/S	5'10"	140	74	Colin Roeber	12	OT/DT	6'0"	245
21	Dawson Grell	11	WR/S	5'8"	135	75	Skylar Sherman	12	OT/DT	6'0"	315
22	Austin McWilliams	11	RB/S	5'10"	165	77	Jack Livers	9	OT/DT	6'0"	265
24	Dylan Green	9	RB/LB	5'8"	145	81	Nik Ehler	11	WR/CB	5'10"	145
25	Brody Elliott	12	TE/LB	5'10"	165	82	Clay Allington	9	TE/S	5'10"	145
31	Chase Dierks	10	FB/LB	5'11"	180	85	Devon Jacobs	9	WR/CB	6'0"	140
32	Tobias Welling	9	WR/CB	5'11"	135	88	Trevor Busenitz	11	TE/LB	6'0"	185

# BOONE CENTRAL/NEWMAN GROVE Cardinals | Red/White | 12-0



## TEAM INFORMATION

**Superintendent:** Cory Worrell  
**Principal:** Erik Kravig  
**Athletic Director:** Dustin Nielsen  
**NSAA Enrollment:** 160  
**Conference:** Mid-State  
**Head Coach:** Arnold Johnson  
**Assistant Coaches:** Eric Albers, Braxton Staack, Corey Thome, Nolan Vandenberg, Michael Volker, Dan Zoucha  
**Playoff Appearances:** 3  
**Most Recent Playoff Appearance:** 2013  
**Runner-up:** C1/2012

## 2014 ROSTER

No.	Name	GR	POS Off/Def	HT	WT	No.	Name	GR	POS Off/Def	HT	WT
1	Derek Stuhr	10	QB/DB	6'2"	165	38	Colt Mangus	12	TE/LB	6'3"	205
2	Damian Backus	11	RB/DB	5'10"	160	42	Trey Schafer	9	RB/DB	5'8"	135
3	Justin Lee	12	SE/DB	5'9"	140	44	Tyler Shriver	9	RB/DB	6'1"	150
4	Nathan Gottier	10	QB/LB	5'8"	160	48	Matthew Brugger	12	RB/LB	6'2"	195
5	Tanner Schafer	10	SE/DB	6'3"	150	50	Tate Zwiebel	11	OL/DT	6'4"	240
6	Scott Ketteler	11	SE/DB	6'2"	185	51	Justin Christensen	12	OL/DE	5'10"	155
7	Travis Kennedy	12	SE/LB	6'6"	200	52	Jacob Krings	11	OL/DT	5'11"	255
8	Evan Struebing	12	SE/DB	6'0"	150	53	Caden Ranslem	9	OL/DT	6'1"	180
9	Parker Wallin	12	SE/DB	5'10"	155	54	Noah Weidner	12	OL/DT	5'11"	185
10	Garrett Temme	12	TE/DE	6'6"	230	55	Dalton Wagner	10	OL/DT	6'0"	210
11	Joe Rozeboom	10	TE/DT	6'5"	165	56	Calab Steinbach	11	OL/DT	5'10"	185
12	Blaine Kennedy	11	QB/DB	6'2"	160	57	David Hansen	11	OL/DT	6'0"	290
13	Andy King	11	RB/DB	5'8"	130	58	Matthew Schmitz	9	OL/DT	5'7"	170
14	Kyle Kramer	11	QB/DB	6'4"	185	60	Kyle Stone	10	OL/DT	5'10"	250
15	Nolan Wondercheck	11	RB/DB	5'7"	140	61	Brent Janzen	12	OL/DT	6'1"	200
16	Joel Meyer	11	SE/DB	5'10"	145	62	Michael Lipker	12	OL/DT	6'2"	295
17	Blake Olnes	11	TE/LB	6'1"	160	63	Isaac Sullivan	11	OL/DT	6'1"	250
18	Zac Glidden	12	SE/DB	6'5"	200	64	Bryton Fowlkes	9	OL/DE	5'5"	150
19	Garrett Cornwell	9	RB/LB	5'6"	115	69	Conner Johnson	10	OL/DE	6'1"	200
20	Wyatt Mazour	12	QB/DB	5'9"	195	71	Kyle Mock	12	OL/DT	5'10"	170
21	Mark O'Brien	12	RB/DB	5'9"	155	73	Joe O'Brien	11	OL/DT	6'0"	240
22	Ty Groth	10	SE/DB	5'7"	110	74	Michael Murcek	9	OL/DT	6'1"	170
23	Dylan Gentrup	9	QB/DB	5'11"	165	75	Lane Cornwell	12	OL/DT	6'4"	230
24	Nicholas Pelster	9	RB/DB	5'4"	110	77	Branden Roberg	10	OL/DT	5'10"	240
24	Isiah Werverka-Haddix	10	RB/LB	5'5"	140	78	Jessie Sullivan	9	OL/DT	5'11"	195
25	Colton Pelster	12	RB/LB	5'9"	210	79	Robbie Johnson	12	OL/DT	5'10"	335
26	Ryan Thiem	10	OL/DT	5'10"	180	80	Jacob Potmesil	10	SE/DB	5'8"	130
27	Ethan Young	10	RB/LB	5'9"	160	81	Trevor Nissen	11	TE/DB	5'9"	165
28	Joseph Brugger	12	RB/LB	5'10"	185	81	Logan Kohl	9	SE/DB	5'6"	115
30	Levi Krueger	9	RB/LB	5'7"	175	82	Mack Nelson	9	SE/DB	5'7"	116
31	Jared Zwiener	11	TE/LB	6'0"	150	83	Cody Nelson	9	SE/LB	6'0"	145
32	Keaton Henry	11	TE/LB	6'2"	220	84	Johnny Case	10	SE/DB	5'8"	140
33	Zachery Nissen	9	SE/DB	5'3"	105	96	Todd Berger	9	RB/DB	6'1"	150
35	Steven Arreguin	11	RB/LB	5'8"	140						



## 2014 SCHEDULE

Opponent	W/L	Score
Columbus Scotus	W	31-14
Columbus Lakeview	W	43-16
North Bend Central	W	48-8
Grand Island Central Catholic	W	49-18
West Point-Beemer	W	30-6
Pierce	W	49-21
Madison	W	61-22
Wayne	W	41-0
Norfolk Catholic	W	32-16
Milford-Dorchester	W	48-7
Norfolk Catholic	W	23-17
Kearney Catholic	W	34-7



**TEAM INFORMATION**

**Superintendent:** Fr. Sean Timmerman  
**Principal:** Dave McMahon  
**Athletic Director:** Ron Mimick  
**NSAA Enrollment:** 112  
**Conference:** Centennial  
**Head Coach:** Ron Mimick  
**Assistant Coaches:** Tony Smith, Marv Pelan, Ken Pelan, Matt Mimick, Jared Thomsen, Jason Lavicky, Jack Klosterman  
**Playoff Appearances:** 23  
**Most Recent Playoff Appearance:** 2013  
**State Champion:** C1/1980, C1/1993, C1/1994, C1/1997, C2/2011, C2/2012  
**Runner-up:** C1/1981, C1/1992, C2/2013

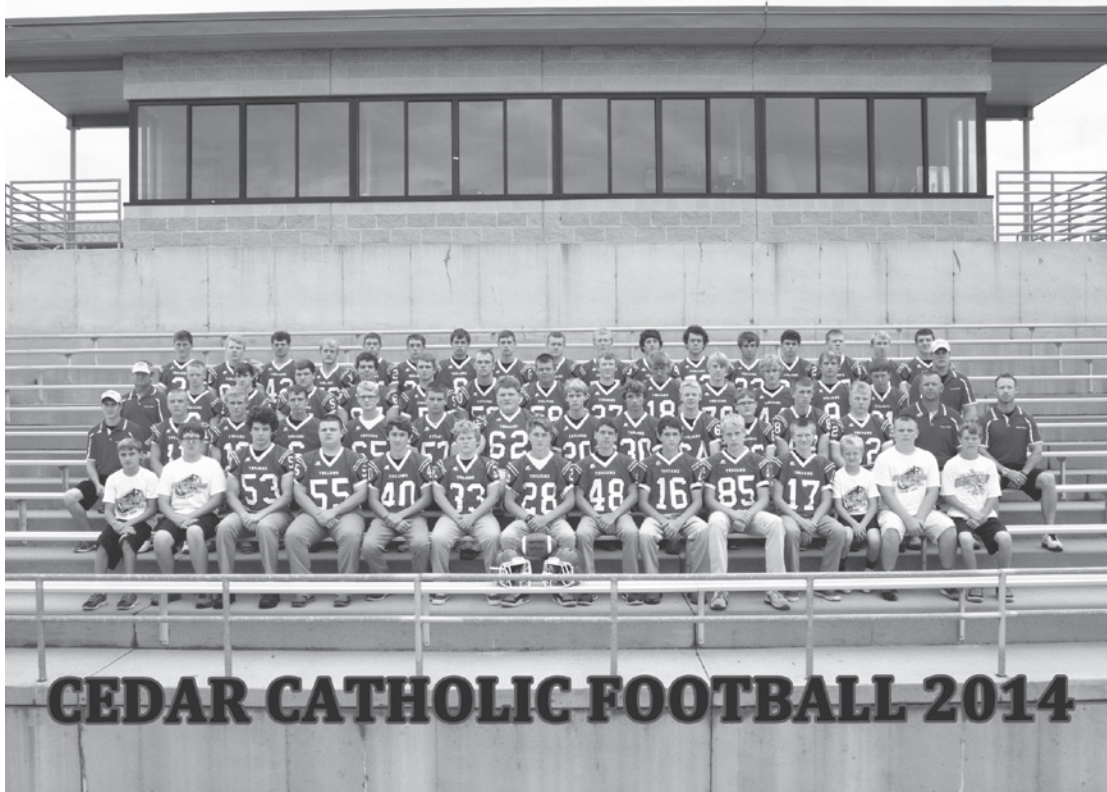


**2014 SCHEDULE**

Opponent	W/L	Score
Hartington Cedar Catholic	W	7-0
Columbus Scotus	L	13-16
Lutheran High Northeast	W	33-10
Weeping Water	W	61-0
Yutan	W	38-0
Omaha Brownell-Talbot	W	55-13
Tekamah-Herman	W	63-7
Logan View	W	49-14
Archbishop Bergan	W	28-0
Gibbon	W	45-12
Hastings St. Cecilia	W	21-10
Battle Creek	W	31-20

**2014 ROSTER**

No.	Name	GR	POS	HT	WT	No.	Name	GR	POS	HT	WT
		Off/Def						Off/Def			
3	Conner Kranda	11	RB/DB	5'9"	135	55	Michael Coufal	9	C/LB	5'11"	155
4	Trevor Siroky	9	RB/DB	5'7"	117	56	Joseph Kindler	9	TE/NT	5'10"	140
5	Matthew Nadrchal	9	RB/DB	5'3"	110	57	Jacob Kadlec	9	OG/LB	5'7"	147
6	Gavin Rech	9	QB/DB	5'10"	125	58	Jake Emswiler	12	OT/DT	6'0"	185
7	Tyler Vavrina	9	SE/DB	5'11"	140	59	Grant Romshek	10	OT/DT	6'0"	170
8	Noah Pelan	11	RB/LB	5'8"	147	60	Trenton Smith	12	OT/LB	6'2"	185
9	Spencer Maguire	11	RB/LB	5'8"	153	61	William Reiter	10	C/LB	6'0"	135
10	Fadhili Mwikiza	10	RB/DB	5'7"	135	64	Brenden Comte	11	OG/NT	5'8"	224
12	Trev Semrad	12	QB/DB	5'9"	147	65	Nolan Maguire	9	OG/LB	5'6"	142
14	Connor Emswiler	10	QB/DB	5'5"	120	66	Brandon Svoboda	10	C/LB	5'10"	175
16	James Kobza	11	RB/DB	5'7"	138	67	Samuel Wisnieski	9	OT/DT	5'11"	177
20	Samuel Sisco	10	RB/DB	5'8"	131	68	Kyle Ruth	9	OG/DT	6'0"	190
24	Nolan Helgoth	11	RB/DB	5'7"	135	70	Matthew Kindler	11	C/DT	6'2"	191
25	Lane Napier	10	FB/LB	5'11"	175	71	Corbin Hilger	10	OG/LB	5'10"	152
26	Brock Hascall	9	TE/LB	5'8"	140	72	Travis Topil	10	OT/DT	5'9"	188
30	Caleb Yindrick	12	SE/LB	6'0"	175	73	Dawson Schawang	9	OT/NT	6'0"	165
33	Joshua Roh	9	FB/LB	5'8"	165	74	Anthony Buresh	9	OT/DT	6'0"	175
34	Mason Helgoth	9	RB/DB	5'0"	100	75	Trevin Steager	12	OG/DT	5'11"	205
35	Mitchell Kment	10	FB/LB	5'11"	170	76	Cole Shonka	10	OG/NT	5'7"	130
38	Kenton Kobza	11	FB/NT	5'9"	208	77	Caleb Brezina	9	C/DT	5'10"	177
41	Daniel Reiter	9	RB/LB	6'2"	145	79	Benjamin Wisnieski	11	OT/DT	6'0"	193
46	Joshua Pandorf	9	TE/LB	6'0"	145	82	Calvin Hascall	10	SE/LB	5'11"	154
47	Kyle Petree	9	FB/LB	5'9"	155	83	Michael Jakub	11	TE/LB	5'10"	165
50	Jackson Witter	10	OG/LB	5'11"	171	85	Heath Ketteler	12	TE/LB	6'3"	170
51	Mitchell White	11	OG/LB	6'0"	190	86	Justin Eller	11	SE/DB	5'6"	125
52	Colin Hain	11	OT/DT	5'11"	175	87	Branden Daro	10	SE/DB	5'9"	135
53	Nathan Uhrmacher	9	OG/DT	6'0"	209	88	Brandon Timoney	9	SE/DB	5'4"	129
54	Jaydn Sylvester	11	OG/NT	5'9"	185	89	Nathan Kovar	12	SE/DB	6'4"	170



**TEAM INFORMATION**

**Superintendent:** Fr. Jeffery Loseke  
**Principal:** Terry Kathol  
**Athletic Director:** Mike Johnson  
**NSAA Enrollment:** 103  
**Conference:** Mid-State  
**Head Coach:** Chad Cattau  
**Assistant Coaches:** Mike Johnson, Robb Koerting, Drew Stone, Tate Cunningham  
**Playoff Appearances:** 23  
**Most Recent Playoff Appearance:** 2013  
**Runner-up:** C2/2001, C2/2009



**2014 SCHEDULE**

Opponent	W/L	Score
Aquinas Catholic	L	0-7
Laurel-Concord-Coleridge	W	66-14
Ponca	W	40-0
Homer	W	39-0
West Holt	W	42-7
Battle Creek	L	14-36
Lutheran High Northeast	W	41-13
Crofton	W	19-14
Ainsworth	W	48-0
Sutton	W	27-14
Freeman	W	41-7
Oakland-Craig	W	19-0

**2014 ROSTER**

No.	Name	GR	POS	HT	WT	No.	Name	GR	POS	HT	WT
		Off/Def						Off/Def			
2	Tanner Keiser	10	QB/DB	5'9"	155	43	Bennett Steffen	12	FB/LB	5'10"	190
3	Luke Burbach	12	WR/DB	6'3"	170	44	Austin Creamer	10	RB/LB	5'9"	165
4	Alex Fischer	12	RB/LB	5'10"	190	48	Jason Becker	9	WR/DB	5'8"	140
5	Grant Leise	11	TE/LB	5'10"	200	50	Beau Becker	11	OL/DE	6'5"	230
6	Sean Kathol	10	WR/DB	5'9"	150	51	Kelby Schommer	10	OL/DT	5'10"	210
7	James Kaiser	12	QB/DB	6'0"	160	52	Isaac Stevens	10	OL/DT	5'10"	190
8	Shane Hamilton	12	TE/LB	6'3"	185	53	Stephen Hillis	10	OL/DB	6'1"	215
9	Easton Joachimsen	10	WR/DB	5'9"	160	55	Quinn Paulsen	9	OL/DT	5'8"	240
10	Cole Heckenlaible	10	WR/DB	5'9"	160	57	Jacob Haahr	9	OL/DT	6'1"	240
11	Capp Bengston	10	FB/LB	5'9"	170	58	Kendrik Goeden	11	OL/DT	6'3"	260
12	Adam Loecker	10	WR/DB	6'2"	165	60	Adam Leise	12	OL/DT	6'3"	235
16	Matthew Schaefer	9	QB/DB	5'9"	145	62	Ian Rohan	9	OL/DT	6'2"	290
17	Riley Arens	9	QB/DB	5'8"	140	64	Kaden Lammers	9	OL/LB	5'10"	150
18	Austin Becker	11	WR/DB	6'2"	165	65	Marcus Arens	9	OL/LB	5'10"	160
20	Isaac Creamer	9	WR/DB	5'8"	150	67	Jack Steffen	11	OL/DT	6'2"	240
21	Casey Lammers	10	FB/LB	5'8"	160	72	Chase Kelley	12	OL/DT	6'1"	255
22	Jared Wiebelhaus	12	FB/LB	5'9"	175	76	Austin Koch	12	OL/DT	6'0"	200
23	Zach Fischer	12	FB/LB	6'0"	205	77	Tucker Loberg	12	OL/LB	6'1"	200
24	Tristan Steffen	12	WR/DB	6'0"	175	78	Carter Thoene	10	OL/DT	6'0"	180
27	Bryce Lammers	11	FB/LB	6'1"	170	80	Ty Becker	12	TE/LB	6'4"	180
28	Austin Arens	9	RB/DB	5'8"	140	82	Andy Schieffer	12	WR/DB	6'2"	180
30	Keyan Joachimsen	9	FB/LB	5'8"	145	85	Harrison Arens	9	TE/DE	6'0"	165
31	Mitchel Steffen	12	WR/DB	5'10"	160	86	Mason Wiedenfeld	10	TE/DE	6'0"	165
33	Sam Feilmeier	9	FB/LB	5'5"	160	88	Kyle Lentz	10	TE/DE	6'1"	165
40	Jackson Eickhoff	9	RB/LB	5'9"	150	89	Garrett Heine	12	TE/DE	6'1"	210
42	Ryan Becker	12	RB/LB	6'0"	185						

# Congratulations!

For making it to the  
Football Championships!  
**Good Luck!!**

**KFOR**  
1240 AM

**106.3KFRX**  
LINCOLN'S HIT MUSIC

**KX96.9**  
LINCOLN'S #1 NEW COUNTRY

the **BLAZE**  
pure rock.  
kfrx.com

LINCOLN'S SPORTS AUTHORITY  
**ESPN**  
(1480 AM)

**THE EAGLE**  
**92.9**  
LINCOLN'S CLASSIC ROCK

**WWW.CALLAMSPORTSPHOTO.COM**  
ORDER ACTION & AWARDS CEREMONY PHOTOS, TEAM PRINTS,  
PHOTO COLLAGES & MORE!

**OFFICIAL PHOTOGRAPHER OF THE NSAA**

# CLASS D1

NSAA FOOTBALL BRACKET

## Quarterfinals • Nov. 11

**Creighton**  
(10-0) vs. 8

**Elm Creek**  
(9-1) vs. 30

**Hemingford**  
(10-0) vs. 56

**Fullerton**  
(10-0) vs. 6

**Friend**  
(10-0) vs. 26

**Guardian Angels Central Catholic**  
(10-0) vs. 46

**Heartland**  
(10-0) vs. 20

**BDS**  
(9-1) vs. 24

## Semifinals Nov. 17

**Elm Creek**  
(10-1) vs. 15

**Hemingford**  
(11-0) vs. 26

**Guardian Angels Central Catholic**  
(11-0) vs. 40

**BDS**  
(10-1) vs. 44

## First Round October 30

- Amherst 50, Ansley-Litchfield 22
- BDS 50, Omaha Christian Academy 0
- Bloomfield 66, Scribner-Snyder 56
- Blue Hill 55, North Central 29
- Burwell 52, Perkins County 20
- Clarkson/Leigh 34, Hartington-Newcastle 26
- Creighton 56, Twin Loup 7
- Diller-Odell 67, High Plains Community 30
- Elm Creek 67, Arapahoe 22
- Friend 62, Cross County 8
- Fullerton 72, Sutherland 30
- Guardian Angels Central Catholic 64, Pawnee City 2
- Heartland 74, Lourdes Central Catholic 6
- Hemingford 71, Shelton 14
- Howells-Dodge 60, Cedar Bluffs 14
- Neligh-Oakdale 46, Elgin Public/Pope John 22

## CHAMPIONSHIP GAME

Memorial Stadium  
Monday • Nov. 24 • 2:45 p.m.

**Hemingford**  
(12-0) vs.

**BDS**  
(11-1)

## Second Round November 5

- BDS 60, Bloomfield 20
- Creighton 50, Neligh-Oakdale 35
- Elm Creek 33, Burwell 20
- Friend 60, Diller-Odell 19
- Fullerton 40, Amherst 39
- Guardian Angels Central Catholic 26, Howells-Dodge 14
- Heartland 74, Clarkson/Leigh 30
- Hemingford 12, Blue Hill 6

# CLASS D2

NSAA FOOTBALL BRACKET

## Quarterfinals • Nov. 12

**Exeter-Milligan**  
(10-0) vs. 28

**Humphrey St. Francis**  
(10-0) vs. 26

**Kenesaw**  
(9-1) vs. 46

**Falls City Sacred Heart**  
(8-2) vs. 62

**Anselmo-Merna**  
(10-0) vs. 44

**Sandhills/Thedford**  
(8-2) vs. 8

**Maxwell**  
(9-1) vs. 32

**Garden County**  
(10-0) vs. 28

## Semifinals Nov. 17

**Exeter-Milligan**  
(11-0) vs. 28

**Falls City Sacred Heart**  
(9-2) vs. 22

**Anselmo-Merna**  
(11-0) vs. 56

**Maxwell**  
(10-1) vs. 36

## First Round October 30

- Anselmo-Merna 76, Southwest 20
- Bertrand 48, Hay Springs 20
- Brady 48, Overton 36
- CWC 49, Wynot 26
- Elwood 56, Loomis 0
- Exeter-Milligan 56, Red Cloud 6
- Falls City Sacred Heart 52, Emerson-Hubbard 13
- Garden County 28, Mullen 20
- Giltner 74, Lawrence-Nelson 36
- Humphrey St. Francis 70, St. Mary's 14
- Kenesaw 54, Meridian 26
- Maxwell 62, Medicine Valley 42
- Paxton 52, Potter-Dix 40
- Randolph 54, Bancroft-Rosalie 14
- Sandhills/Thedford 49, Hitchcock County 0
- Stuart 48, Osceola 0

## CHAMPIONSHIP GAME

Memorial Stadium  
Monday • Nov. 24 • 10:15 a.m.

**Exeter-Milligan**  
(12-0) vs.

**Anselmo-Merna**  
(12-0)

## Second Round November 5

- Anselmo-Merna 74, Paxton 13
- Exeter-Milligan 58, CWC 18
- Falls City Sacred Heart 44, Stuart 20
- Garden County 44, Brady 40
- Humphrey St. Francis 38, Giltner 6
- Kenesaw 53, Randolph 40
- Maxwell 72, Bertrand 32
- Sandhills/Thedford 55, Elwood 22





**TEAM INFORMATION**

**Superintendent:** Casper Ningen  
**Principal:** Peggy Foster  
**Athletic Director:** Jordan Haas/Peter Gomez  
**NSAA Enrollment:** 84  
**Conference:** Panhandle/Western Trails  
**Head Coach:** Jordan Haas  
**Assistant Coaches:** Randy Hiemstra, Taryn Wood, and Tim Hiett  
**Playoff Appearances:** 14  
**Most Recent Playoff Appearance:** 2013  
**Runner-up:** D1/2013




**2014 SCHEDULE**

Opponent	W/L	Score
Twin Loup	W	60-22
Crawford	W	76-20
South Loup	W	48-0
Perkins County	W	78-6
Morrill	W	72-16
Dundy County-Stratton	W	79-20
Creek Valley	W	93-8
Sutherland	W	81-26
Shelton	W	71-14
Blue Hill	W	12-6
Fullerton	W	56-6
Elm Creek	W	26-15

**2014 ROSTER**

No.	Name	GR	POS	HT	WT	No.	Name	GR	POS	HT	WT
		Off/Def						Off/Def			
3	Jacob Horstman	11	TE/DB	5'11"	180	42	John Manning	11	TE/DE	6'2"	170
5	Matthew Wood	12	QB/LB	6'2"	200	45	Ethan Skinner	12	RB/LB	5'11"	195
7	Nevin Swires	9	TE/DB	5'5"	130	50	Peyton Sutphen	10	OL/DT	5'9"	200
9	Kage Jespersen	9	TE/LB	6'0"	200	51	Brandon Chancellor	9	OL/DT	6'0"	200
10	Jameson Wood	10	TE/DB	5'11"	175	52	Asa Carlson	12	OL/NT	6'1"	225
11	Kade Weber	11	RB/LB	5'11"	175	55	Denton Payne	10	OL/DE	5'9"	200
12	Conner Swanson	9	RB/DB	5'6"	145	56	Tanner Benge	11	OL/DE	6'2"	230
17	Ezra Ray	9	QB/LB	5'8"	175	63	Tarin Jespersen	10	OL/DT	5'9"	170
20	Austin Huddle	10	TE/DB	6'0"	145	66	Beau Edwards	10	OL/NT	5'11"	260
21	Brady Turek	12	RB/DB	5'9"	175	75	Mathew Davis	11	OL/NT	5'8"	210
22	Cody Laursen	11	RB/DB	5'11"	185	78	Tim Finnell	11	OL/DT	6'3"	245
28	Jon Mayer	10	RB/DB	5'8"	165	80	Colt Foster	12	TE/LB	6'2"	210
32	Zach Grumbles	11	RB/LB	5'8"	165	81	Miles Davis	9	TE/DB	5'6"	125
34	Matthew Sorensen	11	OL/DT	5'9"	195	88	Austin Wobig	10	TE/DE	6'2"	175
40	Dylan Ernesti	10	RB/DB	5'8"	150						



**TEAM INFORMATION**

**Superintendent:** Trudy Clark  
**Principal:** Patrick Moore  
**Athletic Director:** Fred Kluck  
**NSAA Enrollment:** 42  
**Conference:** Crossroads  
**Head Coaches:** Mark Rotter/Chris Ardissono  
**Assistant Coach:** Scott Shipley  
**Playoff Appearances:** 5  
**Most Recent Playoff Appearance:** 2013  
**State Champion:**  
**Runner-up:**

**2014 ROSTER**

No.	Name	GR	POS Off/Def	HT	WT	No.	Name	GR	POS Off/Def	HT	WT
1	Taylor Anderson	9	RB/LB	5'9"	150	21	Brett Holtzen	10	RB/DB	5'9"	125
2	Kale Kleinschmidt	10	RB/DB	5'8"	150	23	Anthony Beavers	9	OL/DE	6'3"	170
3	Caden Norder	9	RB/DT	5'9"	190	32	Kamron Ficken	12	C/DE	6'1"	200
4	Nathan Hendrickson	12	RB/DB	5'8"	170	33	Blake Stengel	12	TE/LB	5'11"	160
5	Riley Tegtmeier	11	RB/DB	6'0"	165	34	Stuart Rohr	11	OL/DT	6'2"	190
6	Thomas Mick	9	RB/DB	5'4"	110	40	Chris Rohr	12	TE/DE	6'2"	185
7	Chris Lichti	10	RB/DB	5'6"	125	50	Ben Elznic	11	OL/LB	6'1"	185
8	Grant Norder	12	QB/DB	6'0"	190	54	Tyler Anderson	12	RB/DB	5'9"	170
9	Garrett Schardt	9	QB/DB	5'10"	140	56	Noel Gines	10	OL/LB	5'11"	170
10	Jacob Swartzendruber	9	RB/DB	5'4"	100	58	Kellen Reinsch	9	OL/NT	5'10"	185
11	TJ Krupicka	12	SE/DB	5'7"	130	64	Colton Lowery	12	OL/NT	6'1"	225
12	Holden Stengel	9	OL/DT	6'0"	205	68	Kale Smith	11	OE/LB	6'3"	170
15	Sam Christensen	11	OE/LB	6'1"	190	93	John Alfs	10	OL/DE	6'3"	185
17	Josh Hinrichs	10	RB/DB	5'11"	165						



**2014 SCHEDULE**

Opponent	W/L	Score
Harvard	W	66-0
Blue Hill	W	30-23
Giltner	W	82-36
High Plains Community	W	68-44
Diller-Odell	W	34-0
Friend	L	34-36
McCool Junction	W	39-12
Pawnee City	W	50-6
Omaha Christian Academy	W	50-0
Bloomfield	W	60-20
Heartland	W	24-20
Guardian Angels Central Catholic	W	44-40



**TEAM INFORMATION**

**Superintendent:** Paul Sheffield  
**Principal:** Lindley Schlueter  
**Athletic Director:** Dean Filipi  
**NSAA Enrollment:** 45  
**Conference:** Crossroads  
**Head Coach:** Dean Filipi  
**Assistant Coaches:** Jackson Krejci, Derek Harlow & Brian Nadherny  
**Playoff Appearances:** 12  
**Most Recent Playoff Appearance:** 2013  
**State Champion:** D1/2013  
**Runner-up:** D1/2012

**2014 ROSTER**

No.	Name	GR	POS Off/Def	HT	WT	No.	Name	GR	POS Off/Def	HT	WT
1	Dustin Axline	12	RB/LB	5'11"	175	48	Cameron White	10	OL/NT	6'2"	192
3	Sam Zeleny	11	QB/LB	5'8"	167	50	Broc Mueller	12	OL/NT	6'6"	327
4	Jarett Maxson	12	TE/DE	6'1"	178	51	Brody Kresak	12	OL/NT	6'0"	286
7	Trevor Luzum	10	QB/LB	6'0"	150	56	Johnathon Mounce	11	OL/LB	5'8"	220
8	Eric Olsen	9	TE/LB	5'9"	127	65	Zachary Kroll	12	OL/NT	6'0"	194
10	Seth Maxson	9	QB/S	5'5"	112	81	Spencer Papik	11	OL/DE	6'0"	207
20	Sean Maxson	11	RB/LB	6'0"	176	82	Derek Luzum	12	TE/DE	6'3"	184
22	Samuele Colombo	12	OL/DE	6'2"	192	85	Kirby Soukup	11	OL/LB	5'8"	191
27	Joseph Bartu	9	RB/LB	5'8"	144	88	Evan True	10	TE/DE	6'0"	135
28	Kyle Jensen	12	RB/LB	5'11"	190	96	Jack Dinneen	11	TE/DE	6'0"	153
36	Dalton Zelenka	12	TE/S	5'8"	128						



**2014 SCHEDULE**

Opponent	W/L	Score
Kenesaw	W	52-26
Sterling	W	52-14
Johnson-Brock	W	56-14
Giltner	W	76-62
Lawrence-Nelson	W	66-24
Falls City Sacred Heart	W	46-20
Meridian	W	62-13
Red Cloud	W	50-6
Red Cloud	W	56-6
CWC	W	58-18
Humphrey St. Francis	W	28-26
Falls City Sacred Heart	W	28-22



**TEAM INFORMATION**

**Superintendent:** Jason Mundorf  
**Principal:** Darrin Max  
**Athletic Director:** Darrin Max  
**NSAA Enrollment:** 52  
**Conference:** Mid-Nebraska Activities Conference  
**Head Coach:** Matt McGinn  
**Assistant Coaches:** JD Furrow, Chad Dureya, Chanc McIntosh, Stephan Rush  
**Playoff Appearances:** 20  
**Most Recent Playoff Appearance:** 2013  
**Runner-up:** D1/1996



**2014 SCHEDULE**

Opponent	W/L	Score
Stapleton	W	58-22
Bertrand	W	64-42
Elwood	W	80-52
Pleasanton	W	90-36
Sandhills/Theford	W	34-29
Overton	W	50-38
Sumner-Eddyville-Miller	W	70-21
Brady	W	70-32
Southwest	W	76-20
Paxton	W	74-13
Sandhills/Theford	W	44-8
Maxwell	W	56-36

**2014 ROSTER**

No.	Name	GR	POS	HT	WT	No.	Name	GR	POS	HT	WT
		Off/Def						Off/Def			
1	Trent Geiser	12	RB/DB	5'10"	180	33	Cameron Gibson	9	RB/LB	5'8"	140
2	Kylen Thompson	12	OL/LB	6'1"	180	40	Mitchell Burnett	11	OL/LB	6'2"	170
9	Colin Lambertson	12	RB/DT	6'2"	135	50	Lane West	10	OL/DT	5'6"	200
12	Luke Christen	9	QB/DB	5'8"	115	52	Seth Spanel	11	RB/DB	5'6"	150
13	Joel Mundorf	10	WR/DB	5'10"	140	54	Tyler Chandler	11	OL/DT	6'0"	195
14	Collin Safranek	11	WR/DB	6'0"	160	63	Dylan Rasmussen	9	OL/DT	5'6"	200
21	Shaun Christen	11	WR/LB	6'2"	160	71	Justin Wells	12	OL/DT	6'1"	205
22	Troy Gilligan	11	QB/DB	5'10"	145	80	Aaron Furrow	11	OL/DT	6'0"	185
24	Keenan Stupka	10	RB/DB	5'10"	135	82	Lucas Miller	10	OL/DT	5'8"	140
29	Cameron Downey	9	RB/DB	5'8"	125	86	James McMillan	9	WR/LB	5'8"	135
32	Ryan Cooksley	9	OL/DT	5'8"	150	90	Jacob McIntosh	10	OL/DT	6'0"	250

Relive all of the exciting action from the **2014 NSAA STATE FOOTBALL FINALS** with your own DVD copy!

**net Sports**

**HIGH SCHOOL CHAMPIONSHIP FOOTBALL**

**TOUCHDOWNS & TACKLES**

**\$19<sup>95</sup>** plus tax, shipping & handling

**TO ORDER**  
call **1-800-868-1868** • visit **netNebraska.org**

**This is Jack.**  
Eleven years from now he'll attempt suicide for the first time.

**Raising kids is hard. It's OK to ask for advice.**

**NEBRASKA FAMILY HELPLINE**  
**888-866-8660**  
[nebraskafamilyhelpline.ne.gov](http://nebraskafamilyhelpline.ne.gov)

A SERVICE OF THE NEBRASKA DEPARTMENT OF HEALTH & HUMAN SERVICES      PROVIDED BY BOYS TOWN®

# Make smarter plays

## with Schneider Electric on your team

The Nebraska School Activities Association relies on accurate weather and real-time lightning strike information from Schneider Electric to help keep student athletes and spectators safe.

Schneider Electric provides solutions to thousands of companies and organizations across the country to help manage their unique weather challenges that can impact safety, operational effectiveness, and profitability.

For more information on how Schneider Electric can help your team, call **1.800.610.0777** or visit **[www.schneider-electric.com](http://www.schneider-electric.com)**.



**Schneider**  
Electric™

## **“Southeast community college**




## Do you want to continue to play sports?

SCC offers six intercollegiate athletic teams, 3 for men, 3 for women. Build lifelong friendships. Compete for championships. Stay active. SCC competes at the Division II level of the NJCAA. Contact an SCC coach to determine your options.



**Beatrice Campus - 4771 W. Scott Road ♦ [www.southeast.edu/Athletics](http://www.southeast.edu/Athletics)**

# NSAA Football PAST CHAMPIONS



## CLASS A

2013-Omaha North (12-1) 23, Omaha Westside (11-2) 21  
 2012-Millard North (13-0) 17, Omaha North (10-3) 14  
 2011-Lincoln Southeast (12-1) 21, Omaha Burke (12-1) 9  
 2010-Millard North (11-2) 28, Millard South (11-2) 20  
 2009-Millard South (13-0) 45, Millard West (10-3) 17  
 2008-Millard West (13-0) 21, Millard South (9-4) 8  
 2007-Omaha Central (11-2) 26, Millard North (10-3) 21  
 2006-Kearney (12-1) 41, Omaha Westside (12-1) 21  
 2005-Millard North (12-1) 35, Lincoln Southwest (12-1) 14  
 2004-Creighton Preparatory (12-1) 21, Millard North (6-7) 7  
 2003-Millard North (13-0) 38, Creighton Preparatory (12-1) 7  
 2002-Lincoln Southeast (12-1) 7, Millard North (12-1) 6  
 2001-Millard West (12-1) 28, North Platte (11-2) 14  
 2000-Lincoln Southeast (13-0) 14, Creighton Preparatory (12-1) 7 OT  
 1999-Creighton Preparatory (12-1) 27, Millard West (10-3) 17  
 1998-Lincoln Southeast (12-1) 23, Millard West (11-2) 7  
 1997-Lincoln Southeast (13-0) 33, Papillion-La Vista (10-3) 14  
 1996-Papillion-La Vista (13-0) 35, Millard South (10-3) 6  
 1995-Millard South (11-2) 28, Papillion-La Vista (11-2) 24  
 1994-Norfolk (12-0) 27, Omaha Benson (9-3) 19  
 1993-Hastings (12-0) 14, Lincoln Southeast (10-2) 7  
 1992-Lincoln Southeast (10-2) 17, Lincoln High (10-2) 0  
 1991-Lincoln Southeast (9-3) 21, Creighton Preparatory (11-1) 7  
 1990-Papillion-La Vista (12-0) 42, Grand Island (11-1) 21  
 1989-Creighton Preparatory (11-1) 17, Lincoln Southeast (11-1) 8  
 1988-Creighton Preparatory (10-2) 24, Lincoln Southeast (9-3) 21  
 1987-Creighton Preparatory (11-1) 17, Grand Island (9-3) 3  
 1986-Creighton Preparatory (11-1) 14, Fremont (10-2) 0  
 1985-Creighton Preparatory (12-0) 45, Papillion-La Vista (9-3) 7  
 1984-Omaha Central (11-1) 34, Omaha Burke (8-4) 14  
 1983-Creighton Preparatory (10-2) 25, Omaha Gross Catholic (9-3) 21  
 1982-Omaha Westside (12-0) 34, Lincoln Northeast (9-3) 0  
 1981-Omaha Westside (12-0) 26, Omaha Northwest (10-2) 14  
 1980-Creighton Preparatory (12-0) 24, Omaha Burke (11-1) 7  
 1979-Lincoln East (11-1) 7, Omaha Westside (10-2) 0  
 1978-Grand Island 31 (9-2-1), Creighton Preparatory (10-2) 7  
 1977-Lincoln Southeast (10-1) 23, Creighton Preparatory (10-2) 6  
 1976-Lincoln Southeast (8-1-2) 20, Creighton Preparatory (8-3) 10  
 1975-Lincoln East (10-0-2) 20, Omaha Westside (9-2) 9

## CLASS B

2013-Omaha Skutt Catholic (12-1) 30, York (11-2) 0  
 2012-Omaha Gross Catholic (12-1) 14, Norris (10-3) 7  
 2011-Elkhorn (12-1) 26, Crete (12-1) 17  
 2010-Crete (13-0) 34, Elkhorn (10-3) 0  
 2009-Aurora (13-0) 34, Omaha Skutt Catholic (12-1) 21  
 2008-Aurora (12-1) 20, Beatrice (11-2) 14  
 2007-Crete (13-0) 14, McCook (12-1) 7 OT  
 2006-Crete (12-1) 28, Elkhorn (12-1) 14  
 2005-Omaha Skutt Catholic (13-0) 6, McCook (12-1) 0  
 2004-Lincoln Pius X (13-0) 14, McCook (12-1) 9  
 2003-McCook (13-0) 21, Omaha Roncalli Catholic (12-1) 0  
 2002-McCook (13-0) 39, Ralston (9-4) 14  
 2001-Seward (12-1) 35, Crete (11-2) 20  
 2000-Crete (10-3) 13, Scottsbluff (12-1) 3  
 1999-Elkhorn (13-0) 23, Scottsbluff (11-2) 8  
 1998-Lincoln Pius X (10-2) 39, Chadron (12-1) 14  
 1997-Lincoln Pius X (11-1) 47, Lexington (11-2) 8  
 1996-Elkhorn (13-0) 19, Crete (11-2) 14  
 1995-Lincoln Pius X (13-0) 24, Aurora (11-2) 7  
 1994-Hastings (10-2) 56, McCook (11-1) 16  
 1993-Columbus Scotus (13-0) 42, Adams Central (10-2) 24  
 1992-Elkhorn (13-0) 36, Lexington (11-1) 12  
 1991-Cozad (12-1) 17, Elkhorn (11-1) 6  
 1990-Mt. Michael Benedictine (11-1) 14, Columbus Lakeview (12-1) 7  
 1989-Elkhorn (13-0) 33, Pierce (11-2) 17  
 1988-Blair (12-0) 26, Lexington (10-3) 14  
 1987-Broken Bow (11-2) 24, Elkhorn (12-1) 14  
 1986-Schuyler (13-0) 28, Aurora (10-3) 12  
 1985-Northwest (13-0) 35, Blair (11-1) 0  
 1984-Columbus Scotus (13-0) 10, Gothenburg (11-2) 6  
 1983-Platteview (11-2) 6, Grand Island Central Catholic (11-1) 0  
 1982-Mt. Michael Benedictine (11-0) 38, O'Neill (9-2) 0  
 1981-Northwest (11-1) 55, Aurora (10-2) 0  
 1980-Waverly (11-1) 14, McCook (9-2) 7  
 1979-Norris (11-1) 20, Plattsmouth (10-2) 19  
 1978-Lincoln Pius X (10-0) 33, O'Neill (11-1) 14  
 1977-Minden (10-2) 21, Pierce (11-1) 7  
 1976-Schuyler (10-1) 16, Grand Island Central Catholic (7-2-2) 15  
 1975-Lincoln Pius X (10-0) 27, Waverly (10-1) 0

## CLASS C1

2013-Cozad (13-0) 47, Ashland-Greenwood (11-2) 21  
 2012-Norfolk Catholic (12-1) 24, Boone Central/Newman Grove (11-2) 13  
 2011-Norfolk Catholic (13-0) 20, Platteview (11-2) 6  
 2010-Norfolk Catholic (13-0) 28, Pierce (11-2) 13  
 2009-Hastings St. Cecilia (13-0) 26, Norfolk Catholic (12-1) 18

2008-Pierce (12-1) 20, Boys Town (12-1) 10  
 2007-Pierce (13-0) 34, Bishop Neumann (12-1) 28 OT  
 2006-Auburn (13-0) 28, Valentine (12-1) 20  
 2005-Norfolk Catholic (13-0) 20, Chase County (10-3) 13  
 2004-Norfolk Catholic (12-1) 26, Boone Central (12-1) 13  
 2003-Bishop Neumann (13-0) 8, Chase County (12-1) 7  
 2002-Bishop Neumann (13-0) 28, Gothenburg (10-3) 13  
 2001-Boone Central (12-1) 9, Pierce (12-1) 7  
 2000-Hastings St. Cecilia (13-0) 14, Bishop Neumann (11-2) 0  
 1999-Norfolk Catholic (13-0) 35, Pierce (11-2) 7  
 1998-Norfolk Catholic (13-0) 27, Chase County (11-2) 6  
 1997-Aquinas Catholic (11-1) 26, Chase County (11-1) 14  
 1996-Milford (13-0) 14, Battle Creek (12-1) 12  
 1995-Milford (13-0) 21, Battle Creek (10-3) 10  
 1994-Aquinas Catholic (13-0) 29, Battle Creek (10-2) 28 20T  
 1993-Aquinas Catholic (12-1) 12, Norfolk Catholic (11-2) 0  
 1992-Battle Creek (13-0) 50, Aquinas Catholic (8-4) 16  
 1991-Norfolk Catholic (12-1) 28, Battle Creek (11-1) 6  
 1990-Geneva (13-0) 57, Archbishop Bergan (11-2) 0  
 1989-Bennington (13-0) 29, Sutton (11-2) 20  
 1988-Sutton (13-0) 22, Battle Creek (9-2) 14  
 1987-Battle Creek (12-0) 12, North Platte St. Patrick's (11-2) 0  
 1986-Battle Creek (12-0) 41, David City (11-2) 0  
 1985-North Platte St. Patrick's (13-0) 30, Bishop Neumann (10-3) 12  
 1984-North Platte St. Patrick's (11-2) 26, Norfolk Catholic (10-3) 0  
 1983-Norfolk Catholic (10-3) 7, Gibbon (11-2) 3  
 1982-Republican Valley (12-0) 25, Gibbon (11-1) 14  
 1981-Battle Creek (12-0) 17, Aquinas Catholic (10-2) 14  
 1980-Aquinas Catholic (11-1) 19, Bishop Neumann (10-2) 9  
 1979-Archbishop Bergan (11-0-1) 20, Grand Island Central Catholic (10-2) 12  
 1978-Pierce (10-2) 28, Bayard (11-1) 7  
 1977-Bishop Neumann (11-1) 29, Gibbon (11-1) 0  
 1976-Tekamah-Herman (11-0) 19, Centennial (10-1) 0  
 1975-Plainview (11-0) 6, Bishop Neumann (9-2) 3

## CLASS C2

2013-Doniphan-Trumbull (13-0) 32, Aquinas Catholic (10-3) 13  
 2012-Aquinas Catholic (13-0) 35, Sutton (12-1) 20  
 2011-Aquinas Catholic (13-0) 27, Kearney Catholic (11-2) 13  
 2010-Hastings St. Cecilia (13-0) 17, Archbishop Bergan (12-1) 14  
 2009-Ponca (13-0) 14, Hartington Cedar Catholic (10-3) 13 OT  
 2008-Blue Hill (12-1) 14, Archbishop Bergan (10-3) 0  
 2007-Wakefield (13-0) 19, Blue Hill (12-1) 0  
 2006-Wakefield (13-0) 34, Blue Hill (12-1) 7  
 2005-Plainview (11-2) 21, Cambridge (10-3) 6  
 2004-North Platte St. Patrick's (12-1) 21, Stanton (12-1) 6  
 2003-Cambridge (13-0) 22, Crofton (12-1) 14  
 2002-Lawrence-Nelson (12-1) 14, Creighton (11-2) 7  
 2001-Lawrence-Nelson (13-0) 33, Hartington Cedar Catholic (10-3) 21  
 2000-Laurel-Concord (13-0) 34, Amherst (10-3) 0  
 1999-Stromsburg (13-0) 33, Randolph (9-4) 0  
 1998-Cambridge (13-0) 50, Bloomfield (11-2) 14  
 1997-Cambridge (13-0) 50, Oakland-Craig (12-1) 14  
 1996-Cambridge (13-0) 35, Norfolk Catholic (11-2) 16  
 1995-Oakland-Craig (13-0) 27, Hastings St. Cecilia (12-1) 13  
 1994-Cambridge (13-0) 73, Laurel-Concord (12-1) 28  
 1993-Cambridge (13-0) 35, Hebron (10-2) 0  
 1992-Bloomfield (13-0) 21, Cambridge (12-1) 20  
 1991-Bertrand (13-0) 16, Bloomfield (9-3) 15  
 1990-Grant (12-0) 35, Bloomfield (10-3) 7  
 1989-Grant (13-0) 36, Osceola (9-3) 0  
 1988-Grant (10-2) 29, Yutan (12-1) 26  
 1987-Cambridge (13-0) 30, Norfolk Catholic (11-2) 0  
 1986-Clay Center (11-2) 13, Harvard (10-3) 7  
 1985-Grant (10-3) 37, Yutan (11-2) 36  
 1984-St. Mary's (13-0) 39, Grant (10-2) 15  
 1983-Henderson (13-0) 28, Hastings St. Cecilia (10-3) 0  
 1982-Coleridge (11-1) 20, Nelson (11-1) 12  
 1981-Henderson (13-0) 42, Coleridge (10-2) 20  
 1980-Grant (11-1) 24, Ewing (10-2) 14  
 1979-Grant (12-0) 34, Ansley (10-1) 6  
 1978-Grant (12-0) 35, Ansley (11-1) 14  
 1977-Ansley (11-0) 28, Republican Valley (10-2) 6  
 1976-St. Edward (10-0-1) 24, Alma (10-1) 6  
 1975-Grant (10-1) 30, Scribner (9-2) 7

## CLASS D, 11-MAN

**Discontinued**  
 1978-Walthill (10-2) 36, Cambridge (10-1) 12  
 1977-Coleridge (11-1) 6, Bancroft (11-1) 0  
 1976-Wolbach (12-1) 26, Alliance St. Agnes (9-1) 8  
 1975-Nelson (10-0-1) 34, Lawrence (8-2) 7

## CLASS D1, EIGHT-MAN

2013-Exeter-Milligan (13-0) 20, Hemingford (12-1) 18  
 2012-Elgin Public/Pope John (13-0) 40, Exeter-Milligan (12-1) 14  
 2011-Elgin Public/Pope John (13-0) 44, Guardian Angels Central Catholic (11-2) 14

2010-Guardian Angels Central Catholic (12-1) 45, Creighton (12-1) 30  
 2009-Howells (12-1) 68, Giltner (11-2) 28  
 2008-Howells (13-0) 46, Axtell (9-4) 21  
 2007-Pope John (13-0) 39, Clarkson (10-3) 30  
 2006-Overton (12-1) 32, Bancroft-Rosalie (11-2) 8  
 2005-Howells (12-1) 46, Axtell (12-1) 6  
 2004-Howells (13-0) 43, Overton (11-2) 6  
 2003-Howells (13-0) 36, Overton (11-2) 15  
 2002-Howells (13-0) 24, Greeley/Wolbach (12-1) 14  
 2001-Howells (12-1) 34, Bloomfield (12-1) 20  
 2000-Howells (13-0) 38, Lawrence-Nelson (11-2) 14  
 1999-Bancroft-Rosalie (13-0) 42, Lawrence-Nelson (12-1) 14  
 1998-Mullen (12-1) 59, Humphrey St. Francis (11-2) 38  
 1997-Coleridge (11-2) 42, Ansley (9-4) 34  
 1996-Dodge (11-2) 42, Anselmo-Mema (11-2) 34  
 1995-Dodge (12-1) 30, Orchard (12-1) 25  
 1994-Dodge (13-0) 52, Overton (11-2) 33  
 1993-North Loup-Scotia (12-1) 47, Adams (12-1) 6  
 1992-Sterling (12-1) 22, Ansley (11-2) 6  
 1991-Sterling (13-0) 42, Ansley (11-1) 14  
 1990-Mullen (13-0) 44, Kenesaw (12-1) 34  
 1989-East Butler (13-0) 52, Bruning-Davenport (11-2) 40  
 1988-Spencer-Naper (12-0) 50, Ansley (9-3) 14  
 1987-Mead (13-0) 58, Ansley (12-1) 36  
 1986-Ansley (13-0) 40, Bancroft-Rosalie (12-1) 14  
 1985-Bancroft-Rosalie (12-1) 56, Sandhills (11-1) 20  
 1984-Leigh (12-0) 36, Ansley (9-3) 8  
 1983-Lawrence (13-0) 28, Humphrey (12-1) 26 OT  
 1982-Lawrence (12-0) 67, Ansley (11-1) 8  
 1981-Shelby (11-1) 36, Lawrence (11-1) 31  
 1980-Humphrey (12-0) 20, Lawrence (10-2) 7  
 1979-Beemer (12-0) 40, Spalding Academy (10-1) 20  
 1978-Beemer (12-0) 35, Dawson-Verdon (11-1) 28 20T  
 1977-Adams (10-0) 22, Hampton (11-1) 0  
 1976-Wheatland (11-0) 38, Hampton (10-1) 32 20T  
 1975-Adams (11-0) 44, Elgin (10-1) 30

## CLASS D2, EIGHT-MAN

2013-Falls City Sacred Heart (13-0) 63, Stuart (11-2) 14  
 2012-Giltner (13-0) 42, Humphrey St. Francis (12-1) 26  
 2011-Sargent (13-0) 21, Howells (12-1) 18  
 2010-Howells (13-0) 46, Sargent (12-1) 7  
 2009-Humphrey St. Francis (13-0) 34, Hayes Center (11-2) 0  
 2008-Ewing (12-1) 49, Humphrey St. Francis (12-1) 24  
 2007-Chambers (12-1) 28, Elgin (12-1) 24  
 2006-Dodge (12-1) 28, Stapleton (12-1) 20  
 2005-Bruning-Davenport (13-0) 34, Sargent (12-1) 12  
 2004-Lindsay Holy Family (13-0) 36, Mullen (11-2) 18  
 2003-Mullen (13-0) 30, Lindsay Holy Family (11-2) 12  
 2002-St. Mary's (13-0) 22, Lindsay Holy Family (11-2) 8  
 2001-Lewiston (11-2) 34, Greeley (10-3) 32  
 2000-Lindsay Holy Family (12-1) 28, Sargent (12-1) 24  
 1999-Dodge (12-1) 34, Butte (11-2) 32  
 1998-Butte (13-0) 59, Loomis (9-4) 12  
 1997-Dodge (13-0) 28, North Loup-Scotia (12-1) 26  
 1996-Humphrey St. Francis (12-0) 37, Butte (12-1) 20  
 1995-Humphrey St. Francis (12-1) 31, Butte (12-1) 6  
 1994-Falls City Sacred Heart (12-0) 58, Elgin (10-2) 24  
 1993-Falls City Sacred Heart (13-0) 66, Clearwater (12-1) 34  
 1992-Falls City Sacred Heart (13-0) 44, Sumner-Eddyville-Miller (10-3) 14  
 1991-Falls City Sacred Heart (13-0) 41, Chambers (12-1) 20  
 1990-Falls City Sacred Heart (12-0) 44, Palmer (12-1) 16  
 1989-Falls City Sacred Heart (13-0) 56, Butte (10-2) 18  
 1988-Humboldt (13-0) 20, Humphrey St. Francis (12-1) 14  
 1987-Coleridge (11-0) 52, Sidney St. Patrick (10-2) 34  
 1986-Sidney St. Patrick (12-0) 35, Coleridge (11-2) 14  
 1985-Lawrence (13-0) 29, Coleridge (10-2) 24  
 1984-Giltner (13-0) 34, Greeley (12-1) 22  
 1983-Marquette (12-0) 12, Odell (10-3) 0  
 1982-Odell (12-0) 66, Hordville (11-1) 22  
 1981-Wheatland (11-1) 42, Decatur (7-3) 14  
 1980-Filley (11-1) 24, Greeley (11-1) 8  
 1979-Arthur (11-1) 30, Hildreth (10-2) 22

## CLASS D3, SIX-MAN

**Discontinued**  
 1998-Milligan (11-1) 35, Benedict (9-2) 28  
 1997-Benedict (11-1) 65, Elba (11-1) 16  
 1996-Wolbach (11-1) 54, Milligan (11-1) 20  
 1995-Wolbach (12-0) 62, Prague (11-1) 47  
 1994-Arthur (11-0) 72, Hildreth (11-1) 42  
 1993-Spalding Academy (11-0) 54, Cedar Rapids (7-3) 20  
 1992-Cedar Rapids (10-1) 32, Lowell (9-1) 6  
 1991-Bartley (11-0) 42, McPherson County (9-2) 22  
 1990-Lawrence (11-1) 27, Spalding Academy (8-2) 15  
 1989-Wolbach (10-2) 44, Loup County (9-1) 30  
 1988-Loup County (11-0) 44, Elgin (10-1) 22  
 1987-Guide Rock (11-0) 62, Farnam (10-2) 19



# NSAA Football PLAYOFF RECORDS

## **MOST TIMES IN PLAYOFFS**

Creighton Preparatory, 36  
 Humphrey St. Francis, 32  
 Falls City Sacred Heart, 31  
 Norfolk Catholic, 31  
 Omaha Westside, 30  
 Archbishop Bergan, 28  
 Aurora, 28  
 Battle Creek, 28  
 Cambridge, 28  
 Chadron, 28  
 Elkhorn, 28  
 Grand Island, 28  
 Lincoln Southeast, 28  
 McCook, 28  
 Pierce, 28  
 Bloomfield, 27  
 Papillion-La Vista, 27  
 Hastings St. Cecilia, 26  
 Lincoln Pius X, 26  
 Chase County, 25  
 Omaha Burke, 25  
 Coleridge, 24  
 Columbus Scotus, 24  
 Aquinas Catholic, 23  
 Bancroft-Rosalie, 23  
 Bishop Neumann, 23  
 Hartington Cedar Catholic, 23  
 Hayes Center, 23  
 Mullen, 23  
 Oakland-Craig, 23  
 Crete, 22  
 Amherst, 21  
 Bertrand, 21  
 Kenesaw, 21  
 Millard North, 21  
 North Platte St. Patrick's, 17  
 Omaha Central, 21  
 Omaha Gross Catholic, 21  
 Sterling, 21  
 Adams Central, 20  
 Anselmo-Merna, 20  
 Bennington, 20  
 Boys Town, 20  
 Gretna, 20  
 Guardian Angels Central Catholic, 20  
 Kearney, 20  
 Overton, 20  
 Randolph, 20  
 Ansley, 19  
 Centennial, 19  
 Elwood, 19  
 Garden County, 19  
 Gothenburg, 19  
 Grand Island Central Catholic, 19  
 Kearney Catholic, 19  
 Lourdes Central Catholic, 19  
 Shickley, 19  
 Wahoo, 19  
 Loomis, 18  
 Millard South, 18  
 Millard West, 18  
 Ralston, 18  
 Arapahoe, 17  
 Blair, 17  
 Blue Hill, 17  
 Crofton, 17  
 Dodge, 17  
 East Butler, 17  
 Grant, 17  
 Lindsay Holy Family, 17  
 Ponca, 17  
 Wallace, 17  
 Beatrice, 16  
 Bellevue West, 16  
 Butte, 16  
 Creighton, 16  
 Howells, 16  
 Leyton, 16  
 Lincoln Northeast, 16  
 Minden, 16  
 Ogallala, 16  
 Pope John, 16  
 Ravenna, 16  
 Shelby, 16  
 Sutton, 16  
 Tri County, 16  
 Valentine, 16  
 Waverly, 16  
 Alliance, 15  
 Cozad, 15  
 Elgin, 15  
 Elmwood-Murdock, 15  
 Gibbon, 15  
 Lawrence, 15  
 Lawrence-Nelson, 15

Lexington, 15  
 Lincoln East, 15  
 Milford, 15  
 Newcastle, 15  
 Norfolk, 15  
 North Loup-Scotia, 15  
 Omaha North, 15  
 Scottsbluff, 15  
 Stuart, 15  
 Sutherland, 15  
 Wynot, 15  
 Auburn, 14  
 Broken Bow, 14  
 Burwell, 14  
 Columbus, 14  
 Hemingford, 14  
 Laurel-Concord, 14  
 Lewiston, 14  
 North Platte, 14  
 Omaha Skutt Catholic, 14  
 Ord, 14  
 Pender, 14  
 Sargent, 14  
 St. Mary's, 14  
 Stromsburg, 14  
 Yutan, 14  
 Adams, 13  
 Beemer, 13  
 David City, 13  
 Elm Creek, 13  
 Eustis-Farnam, 13  
 Fremont, 13  
 Giltner, 13  
 Kimball, 13  
 Omaha Roncalli Catholic, 13  
 Palmer, 13  
 Pleasanton, 13  
 Seward, 13  
 St. Edward, 13  
 Arlington, 12  
 Arnold, 12  
 Axtell, 12  
 Clearwater, 12  
 Ewing, 12  
 Exeter-Milligan, 12  
 Friend, 12  
 Hampton, 12  
 Hastings, 12  
 Lincoln Southwest, 12  
 Loomis, 12  
 Malcolm, 12  
 Plainview, 12  
 Potter-Dix, 12  
 Prague, 12  
 St. Paul, 12  
 Syracuse, 12  
 Weeping Water, 12  
 Wilber-Clatonia, 12  
 Winside, 12  
 Boone Central, 11  
 Chambers, 11  
 Emerson-Hubbard, 11  
 Greeley, 11  
 Hildreth, 11  
 Humphrey, 11  
 Mead, 11  
 Medicine Valley, 11  
 Mount Michael Benedictine, 11  
 Osmond, 11  
 Republican Valley, 11  
 Scribner-Snyder, 11  
 Stanton, 11  
 Wisner-Pilger, 11  
 York, 11

## **CONSECUTIVE YEARS IN PLAYOFFS**

Falls City Sacred Heart, 28, (1987-14)  
 Bloomfield, 27, (1988-14)  
 Creighton Preparatory, 20, (1995-14)  
 Elkhorn, 20, (1995-14)  
 Humphrey St. Francis, 20, (1995-14)  
 Norfolk Catholic, 19, (1996-14)  
 Chase County, 18, (1996-2013)  
 Pierce, 17, (1998-14)  
 Papillion-La Vista, 16, (1985-2000)  
 Hartington Cedar Catholic, 16, (1999-2014)  
 Hastings St. Cecilia, 16, (1999-2014)  
 Anselmo-Merna, 15, (2000-14)  
 Hayes Center, 15, (1995-2009)  
 McCook, 15, (2000-14)  
 Pope John, 15, (1995-2009)  
 Aquinas Catholic, 14, (2001-14)  
 Coleridge, 14, (1984-97)  
 Creighton Preparatory, 14, (1976-89)  
 Crete, 14, (1998-2011)  
 Omaha Westside, 14, (1995-2008)  
 Elmwood-Murdock, 14, (2000-13)

Arapahoe, 13, (2002-14)  
 Archbishop Bergan, 13, (2002-14)  
 Battle Creek, 13, (1984-96)  
 Creighton, 13, (2002-14)  
 Garden County, 13, (2002-14)  
 Howells, 13, (1999-2011)  
 Kearney Catholic, 13, (2002-14)  
 Lindsay Holy Family, 13, (1997-2009)  
 Millard North, 13, (1995-2007)  
 Mullen, 13, (2002-14)  
 Overton, 13, (2002-14)  
 Bellevue West, 12, (2003-14)  
 Bishop Neumann, 12, (2000-11)  
 Cambridge, 12, (2002-13)  
 Chadron, 12, (2003-14)  
 Crofton, 12, (2002-13)  
 Exeter-Milligan, 12, (2003-14)  
 Gothenburg, 12, (2002-13)  
 Guardian Angels Central Catholic, 12, (2003-14)  
 Lawrence-Nelson, 12, (1999-2010)  
 Lincoln Southwest, 12, (2003-14)  
 Sargent, 12, (2000-11)  
 Syracuse, 12, (2002-13)  
 Aurora, 11, (2004-14)  
 Bancroft-Rosalie, 11, (2004-14)  
 Boone Central, 11, (2001-11)  
 Boys Town, 11, (2000-10)  
 Cambridge, 11, (1990-2000)  
 Millard South, 11, (2002-12)  
 Shickley, 11, (1999-2009)  
 Amherst, 10, (2000-09)  
 Blue Hill, 10, (2005-14)  
 Burwell, 10, (2005-14)  
 Millard West, 10, (1996-2005)  
 North Platte, 10, (1995-2004)  
 Stanton, 10, (2002-11)  
 Bruning-Davenport, 9, (2001-09)  
 Lincoln Southeast, 9, (1995-2003)  
 North Loup-Scotia, 9, (1991-99)  
 Ogallala, 9, (2006-14)  
 Ravenna, 9, (2004-12)  
 Dodge, 8, (2002-09)  
 Grand Island, 8, (2004-11)  
 Hastings, 8, (1993-2000)  
 Lourdes Central Catholic, 8, (2002-09)  
 McCook, 8, (1991-98)  
 Norfolk Catholic, 8, (1887-94)  
 Omaha Central, 8, (1995-2002)  
 Omaha Gross Catholic, 8, (1995-2002)  
 Pleasanton, 8, (2004-11)  
 Stuart, 8, (2004-11)  
 Wahoo, 8, (1986-93)  
 Minden, 8, (2006-13)  
 Sterling, 8, (2006-13)  
 Wahoo, 8, (2006-13)  
 Adams Central, 7, (2001-07)  
 Axtell, 7, (2004-10)  
 Battle Creek, 7, (2008-2014)  
 Bennington, 7, (2003-09)  
 Chadron, 7, (1995-2001)  
 East Butler, 7, (2002-08)  
 Ewing, 7, (2003-2009)  
 Grand Island Central Catholic, 7, (2005-11)  
 Humphrey St. Francis, 7, (1987-93)  
 Lawrence, 7, (1980-86)  
 North Platte St. Patrick's, 7, (2000-06)  
 Ogallala, 7, (1998-2004)  
 Omaha Skutt Catholic, 7, (2003-09)  
 St. Mary's, 7, (2006-12)  
 Wallace, 7, (2002-08)  
 Winside, 7, (2004-10)

## **MOST STATE CHAMPIONSHIPS**

Creighton Preparatory, 9  
 Howells, 9  
 Lincoln Southeast, 9  
 Norfolk Catholic, 9  
 Grant, 8  
 Cambridge, 7  
 Aquinas Catholic, 6  
 Dodge, 6  
 Falls City Sacred Heart, 6  
 Lincoln Pius X, 6  
 Elkhorn, 5  
 Battle Creek, 4  
 Coleridge, 4  
 Crete, 4  
 Lawrence, 4  
 Millard North, 4  
 Wolbach, 4

## **CONSECUTIVE STATE CHAMPIONSHIPS**

Falls City Sacred Heart, 6 (1989-94)  
 Howells, 6 (2000-05)  
 Creighton Preparatory, 5 (1985-89)  
 Dodge, 4 (1994-97)  
 Cambridge, 3 (1996-98)  
 Grant, 3 (1978-80)  
 Grant, 3 (1988-90)  
 Howells, 3 (2008-10)  
 Norfolk Catholic, 3 (2010-12)  
 Aquinas Catholic, 2 (1993-94)  
 Aquinas Catholic, 2 (2011-12)  
 Aurora, 2 (2008-09)  
 Battle Creek, 2 (1986-87)  
 Beemer, 2 (1978-79)  
 Bishop Neumann, 2 (2002-03)  
 Cambridge, 2 (1993-94)  
 Crete, 2 (2006-07)  
 Elgin Public/Pope John, 2 (2011-12)  
 Hastings, 2 (1993-94)  
 Hastings St. Cecilia, 2 (2009-10)  
 Humphrey St. Francis, 2 (1995-96)  
 Lawrence, 2 (1982-83)  
 Lawrence-Nelson, 2 (2001-02)  
 Lincoln Pius X, 2 (1997-98)  
 Lincoln Southeast, 2 (1976-77)  
 Lincoln Southeast, 2 (1991-92)  
 Lincoln Southeast, 2 (1997-98)  
 McCook, 2 (2002-03)  
 Milford, 2 (1995-96)  
 Norfolk Catholic, 2 (1998-99)  
 Norfolk Catholic, 2 (2004-05)  
 North Platte St. Patrick's, 2 (1984-85)  
 Omaha Westside, 2 (1981-82)  
 Pierce, 2 (2007-08)  
 Sterling, 2 (1991-92)  
 Wakefield, 2 (2006-07)  
 Wolbach, 2 (1995-96)

## **MOST TIMES IN FINALS**

Creighton Preparatory, 16  
 Norfolk Catholic, 14  
 Lincoln Southeast, 12  
 Ansley, 11  
 Cambridge, 10  
 Elkhorn, 10  
 Howells, 10  
 Aquinas Catholic, 10  
 Battle Creek, 9  
 Grant, 9  
 Bishop Neumann, 8  
 Pierce, 8  
 Coleridge, 7  
 Falls City Sacred Heart, 7  
 Humphrey St. Francis, 7  
 Lawrence, 7  
 McCook, 7  
 Millard North, 7  
 Crete, 7  
 Dodge, 6  
 Lincoln Pius X, 6  
 Omaha Westside, 6

## **CONSECUTIVE YEARS IN FINALS**

Falls City Sacred Heart, 6 (1989-94)  
 Howells, 6 (2000-05)  
 Creighton Preparatory, 5 (1985-89)  
 Aquinas Catholic, 4 (2011-14)  
 Dodge, 4 (1994-97)  
 Howells, 4 (2008-11)  
 Lawrence, 4 (1980-83)  
 Lawrence-Nelson, 4 (1999-02)  
 McCook, 4 (2002-05)  
 Millard North, 4 (2002-05)  
 Norfolk Catholic, 4 (2009-12)  
 Ansley, 3 (1977-79)  
 Ansley, 3 (1986-88)  
 Aquinas Catholic, 3 (1992-94)  
 Battle Creek, 3 (1986-88)  
 Battle Creek, 3 (1994-96)  
 Bloomfield, 3 (1990-92)  
 Blue Hill, 3 (2006-08)  
 Cambridge, 3 (1992-94)  
 Cambridge, 3 (1996-98)  
 Coleridge, 3 (1985-87)  
 Creighton Preparatory, 3 (1976-78)  
 Exeter-Milligan, 3, (2012-14)  
 Grant, 3 (1979-80)  
 Grant, 3 (1988-90)  
 Lincoln Southeast, 3 (1991-93)  
 Lindsay Holy Family, 3 (2002-04)  
 Millard South, 3 (2008-10)  
 Omaha North, 3 (2012-14)  
 Papillion-La Vista, 3 (1995-97)



# NSAA Football

## PLAYOFF RECORDS

### SINGLE GAME TEAM RECORDS

(Note: One game performance during any playoff round qualify for one-game records.)

#### RUSHING YARDS

A-590, Millard North, 2003 (vs. Norfolk)  
B-585, Lincoln Pius X, 2005 (vs. Gretna)  
C1-558, Cozad, 2005 (vs. Kearney Catholic)  
C2-525, Hastings St. Cecilia, 1995 (vs. Bertrand)  
D1-576, Howells, 2009 (vs. Giltner)  
D2-580, Falls City Sacred Heart, 1994 (vs. Beemer)  
D3-503, Arthur, 1994 (vs. Hildreth)

#### PASSING YARDS

A-367, Papillion-La Vista, 2012 (vs. Millard South)  
B-368, Omaha Roncalli Catholic, 1994 (vs. Crete)  
C1-323, Auburn, 2008 (vs. Boys Town)  
C2-402, Archbishop Bergan, 2010 (vs. Aquinas Catholic)  
D1-377, Giltner, 2008 (vs. Palmer)  
D2-427, Giltner, 2007 (vs. Hampton)  
D3-433, Wolbach, 1994 (vs. Arthur)

#### TOTAL OFFENSE

A-614, Millard West, 2008 (vs. Omaha Northwest)  
B-623, Lincoln Pius X, 2005 (vs. Gretna)  
C1-613, Cozad, 2005 (vs. Kearney Catholic)  
C2-698, Medicine Valley, 1980 (vs. Loomis)  
D1-581, Giltner, 2008 (vs. Palmer)  
D2-711, Bertrand, 2012 (vs. Kenesaw)  
D3-667, Arthur, 1994 (vs. Hildreth)

#### POINTS SCORED ONE TEAM

A-77, Millard West, 2008 (vs. Omaha Northwest)  
B-74 Lincoln Pius X, 2004 (vs. Omaha Roncalli Catholic)  
C1-67, Battle Creek, 1992 (vs. Wood River)  
C2-73, Cambridge, 1994 (vs. Laurel-Concord)  
D1-78, Guardian Angels Central Catholic, 2010 (vs. Lyons-Decatur NE)  
D2-90, Giltner, 2012 (vs. Hay Springs)  
D3-85, Wolbach, 1996 (vs. Arthur)

#### POINTS SCORED BOTH TEAMS

A-96, Millard North 51, Lincoln Southwest 45, 2006  
B-125, Beatrice 63, Omaha Gross Catholic 62 OT, 2007  
C1-99, Wood River 61, Hebron 38, 1992  
C2-101, Cambridge 73, Laurel-Concord 28, 1994  
D1-121, Friend 62, McCool Junction 59, 2011  
D2-127, Bertrand 82, Kenesaw 45, 2012  
D3-135, Wolbach 85, Arthur 50, 1996  
135, Wolbach 80, Elba 55, 1996

### SERIES RECORDS, TEAMS

#### RUSHING YARDS

A-1,674, Millard North, 2003  
B-1,622, Lincoln Pius X, 1997  
C1-1,972, Battle Creek, 1992  
C2-1,720, Stanton, 2004  
D1-1,989, Howells, 2009  
D2-1,984, Mullen, 2003  
D3-1,351, Arthur, 1994

#### TOTAL OFFENSE

A-1,785, Millard North, 2003  
B-1,951, Lincoln Pius X, 1997  
C1-2,074, Battle Creek, 1992  
C2-2,116, Doniphan-Trumbull, 2013  
D1-2,144, Howells, 2009  
D2-2,562, Giltner, 2012  
D3-1,646, Arthur, 1994  
1,646, Wolbach, 1995

#### PASSING YARDS

A-769, Papillion-La Vista, 1996  
B-909, Omaha Skutt Catholic, 2009  
C1-1,006, Chadron, 2008  
C2-1,088, Archbishop Bergan, 2010  
D1-1,293, Greeley/Wolbach, 2002  
D2-1,725, Giltner, 2012  
D3-1,015, Wolbach, 1995

### POINTS

A-181, Millard South, 2009  
B-169, Lincoln Pius X, 1997  
C1-219, Battle Creek, 1992  
C2-219, Cambridge, 1994  
D1-290, Howells, 2009  
D2-300, Giltner, 2012  
D3-199, Wolbach, 1995

### LONGEST SCORING PLAYS

(From Any Playoff Game)

#### TOUCHDOWN RUNS

A-94, Randee Johnson, Lincoln Northeast, 1977 (vs. Grand Island)  
B-92, Taylor Kreifels, Lincoln Pius X, 2010 (vs. Gretna)  
C1-99, Nate Meier, Pierce, 2012 (vs. Norfolk Catholic)  
C2-97, Todd Burgason, Stromsburg, 1980  
D1-79, Aaron Simonson, Mullen, 1995 (vs. Orchard)  
D2-79, Jaron Nelson, Shickley, 2007 (vs. Sterling)  
79, Brad Wright, Mullen, 2009 (vs. Lynch)  
D3-79, Les Delka, Guide Rock, 1987 (vs. Farnam)

#### TOUCHDOWN PASS PLAYS

A-97, Jeff Lenser to Terry Thomas, Omaha Burke, 1984 (vs. Lincoln Southeast)  
B-97, Christian Dudzik to Jacob Smith, Omaha Skutt Catholic, 2009 (vs. Blair)  
C1-84, Anthony Lauters to Brody Unger, Pierce, 2008 (vs. Boys Town)  
C2-91, Joey Spellerberg to Travis Brown, Archbishop Bergan, 2007 (vs. East Butler)  
D1-78, Jed Dimon to Mark Augustin, Axtell, 1988 (vs. Ansley)  
D2-79, Seth Brummels to Billy Legate, Clearwater, 1993 (vs. Butte);  
79, Guy Fenske to Jed Fenske, Sargent, 2010 (vs. Pleasanton)  
D3-79, Scott Franzen to Craig Widick, Farnam, 1988 (vs. Bartley)  
79, Tim Reilly to John Reilly, Spalding Academy, 1993 (vs. Cedar Rapids)

### FIELD GOALS

A-59, Chris McClanathan, Millard South, 1999 (vs. Lincoln East)  
B-49, Ryan Larson, Scottsbluff, 1999 (vs. Alliance)  
C1-57, Drew Farlee, Norfolk Catholic, 2010 (vs. Wahoo)  
C2-58, Drew McClellan, North Platte St. Patrick's, 2013 (vs. Cambridge)  
D1-47, Kory Kindler, Alma, 2011 (vs. North Central)  
D2-57, Leo Lauko, Emerson-Hubbard, 2014 (vs. Falls City Sacred Heart)  
D3-35, Tim Karmazin, Lawrence, 1990 (vs. Greeley)

### INTERCEPTION RETURNS

A-100, Jon Sims, Bellevue East, 2004 (vs. Millard South)  
100, Zach Leinbaugh, Millard West, 2009 (vs. Lincoln Southwest)  
B-101, Mark Blazek, Raymond Central, 1983 (vs. Sidney)  
C1-99, Damon Schmadeke, Albion, 1990 (vs. Wood River)  
C2-98, Bill Jackman, Grant, 1980 (vs. Mead)  
98, Austin Woodckman, Crofton, 2011 (vs. Perkins County)  
D1-80, Tyler Hamel, Arapahoe, 2005 (vs. Eustis-Farnam)  
D2-80, BJ Cooper, Banner County, 2006 (vs. Spalding)  
80, Quincy Opela, Stapleton, 2006 (vs. Spencer-Naper)  
80, Austin Kaczor, Ewing, 2007 (vs. Loomis)  
D3-56, John Dunn, Monroe, 1996 (vs. Bradshaw)

### KICKOFF RETURNS

A-94, Tye Goode, Lincoln Southeast, 1993 (vs. Creighton Preparatory)  
94, Darius Evans, Millard West, 2008 (vs. Millard South)  
B-99, Jake Reiss, Crete, 2000 (vs. Gretna)  
99, Justin Coleman, Beatrice, 2007 (vs. Waverly)  
C1-97, Chris Ott, Logan View, 1996 (vs. Mt. Michael Benedictine)  
97, Dalton Sealey, Hastings St. Cecilia, 2009 (vs. Battle Creek)  
C2-97, Kirk Peterson, Lawrence-Nelson, 2001 (vs. Amherst)  
D1-79, Russ Kohr, Leigh, 1983 (vs. Stuart)  
79, Bill Kucera, Lawrence, 1982 (vs. Ansley)  
79, Ben Hansen, Cedar Bluffs, 1999 (vs. Bancroft-Rosalie)  
79, Matt Davenport, Overton, 2003 (vs. Greeley/Wolbach)  
D2-79, Kelly Haecker, Odell, 1982 (vs. Hordville)  
79, Shawn Daly, Kenesaw, 1992 (vs. Butte)  
79, Seth Bolling, Clearwater, 1994 (vs. Elgin)  
79, Jess Temme, Petersburg, 1996 (vs. Humphrey St. Francis)  
79, Tyler Kester, Clearwater, 2002 (vs. Pope John)  
79, Danny Pelster, Pope John, 2002 (vs. Clearwater)  
79, Brett Cross, Banner County, 2008 (vs. Anselmo-Merna)  
79, Bret Carlson, Shickley, 2008 (vs. Wynot)  
79, Tyler Schnitzler, Kenesaw, 2012 (vs. Hayes Center)  
79, Cody Aspenleiter, Medicine Valley, 2013 (vs. Shelton)  
D3-79, Casey Hemje, Hildreth, 1996 (vs. Arthur)



### FUMBLE RECOVERY RETURNS

A-85, Spencer Edwards, Lincoln Southeast, 2009 (vs. Lincoln Northeast)  
B-77, Marty Coniglio, Lincoln Pius X, 1978 (vs. Central City)  
C1-68, Andy Juranek, Aquinas Catholic, 1993 (vs. Yutan)  
C2-97, Devan Weyer, Southern, 2003 (vs. Elmwood-Murdock)  
D1-76, Clayton Kneifel, Newcastle, 1991 (vs. Sterling)  
D2-72, B.J. Schmitt, Elgin, 1993 (vs. Sumner-Eddyville-Miller)  
D3-75, Jeremy Van Slyke, Arcadia, 1993 (vs. Hildreth)

### PUNT RETURNS

A-93, John McLeay, Creighton Preparatory, 1999 (vs. Millard West)  
B-92, Brian Gibson, McCook, 1994 (vs. Sidney)  
C1-88, Devin Neal, Norfolk Catholic, 2008 (vs. North Bend Central)  
C2-96, Jeff Friesner, Stromsburg, 1987 (vs. Dorchester)  
D1-77, Nels Nelson, Bancroft-Rosalie, 1996 (vs. Mead)  
D2-75, Jacob Davenport, Sargent, 2005 (vs. Loomis)  
D3-75, Jeremy VanSlyke, Arcadia, 1993 (vs. Hildreth)  
75, Brandon Holtorf, Prague, 1998 (vs. Elba)

### SINGLE GAME RECORDS, INDIVIDUAL

*(One-game performances during any round of the playoffs.)*

#### TOUCHDOWNS

A-6, Danny Woodhead, North Platte, 2002 (vs. Omaha Westside)  
B-6, Matt Berry, McCook, 2007 (vs. Hastings)  
C1-6, Todd Uhler, Battle Creek, 1992 (vs. Kimball)  
6, Scott Frost, Wood River, 1992 (vs. Hebron)  
C2-6, Phil Rohde, Ansley, 1977 (vs. Hemingford)  
6, Justin Makovicka, East Butler, 2004 (vs. Sutton)  
D1-8, Cory Eikmeier, Dodge, 1996 (vs. Friend)  
8, Tyler Schnitzler, Kenesaw, 2011 (vs. Garden County)  
D2-8, Kyle Hawthorne, Giltner, 2012 (vs. Hay Springs)  
D3-8, Scott Franzen, Farnam, 1987 (vs. Big Springs)  
8, Cody Strong, Monroe, 1995 (vs. McCool Junction)

#### FIELD GOALS

A-3, Jake McCarthy, North Platte, 2001 (vs. Lincoln East)  
3, Josh Gable, Kearney, 2008 (vs. Omaha Westside)  
3, Danny Hamilton, Omaha Westside, 2010 (vs. Lincoln Northeast)  
B-3, Ryan Larson, Scottsbluff, 1999 (vs. Alliance)  
C1-4, Jake Wesch, North Bend, 2001 (vs. Fairbury)  
C2-3, Clinton Jones, Hebron, 1993 (vs. Genoa)  
3, Drew McClellan, North Platte St. Patrick's, 2013 (vs. Cambridge)  
D1-3, Kory Kindler, Alma, 2011 (vs. North Central)  
D2-2, Jeff Mannlein, Sargent, 2003 (vs. Kenesaw)  
D3-3, Tim Karmazin, Lawrence, 1990 (vs. Greeley)

#### TOUCHDOWN PASSES THROWN

A-5, Jason Cahill, Papillion-La Vista, 1990 (vs. Omaha Westside)  
B-5, Ryan Woodard, Omaha Roncalli Catholic, 1994 (vs. Crete)  
C1-5, Jonn McLain, Chadron, 2008 (vs. Valentine)  
C2-4, Brent Hinkle, Yutan, 1985 (vs. Grant)  
4, Ed Thompson, Cambridge, 1994 (vs. Laurel-Concord)  
4, Danny Thies, Tecumseh, 1996 (vs. Oakland-Craig)  
4, Alex Sanberg, Sutherland, 2009 (vs. Cross County)  
4, Zach Zobel, Elmwood-Murdock 2009 (vs. Lincoln Christian)  
4, Riley Gross, Archbishop Bergan, 2010 (vs. HTRS)  
4, Riley Wiltfong, Doniphan-Trumbull, 2012 (vs. Ravenna & Crofton)  
D1-8, Nate Most, Giltner, 2009 (vs. Palmer)  
D2-7, Jake Findley, Giltner, 2012 (vs. Hay Springs)  
D3-8, Casey Tobiassen, Hildreth, 1994 (vs. Spalding Academy)

#### TOUCHDOWN PASSES CAUGHT

A-3, Chip Bahe, Fremont, 1984 (vs. Omaha Central)  
3, Reggie Baul, Papillion-La Vista, 1990 (vs. Omaha Westside)  
3, Mitch Webb, Papillion-La Vista, 1996 (vs. Omaha Central)  
3, Cody Collins, North Platte, 2002 (vs. Millard North)  
3, John Anderson, Kearney, 2004 (vs. Lincoln Southwest)  
3, Brett Maher, Kearney, 2007 (vs. Millard South)  
3, Greg Hardin, Bellevue West, 2008 (vs. Omaha Burke)  
3, Ryan Leif, Papillion-La Vista, 2011 (vs. Lincoln Southwest)  
B-3, Ken Marvin, McCook, 1980 (vs. Ainsworth)  
3, Kirk Penner, Aurora, 1986 (vs. Imperial)  
3, Nathan Arlt, Adams Central, 2009 (vs. Gering)  
C1-3, Steve Denn, Norfolk Catholic, 1985 (vs. Battle Creek)  
3, Alec Holmquist, Chadron, 2008 (vs. Valentine)  
C2-3, Alan Grinvalds, Yutan, 1985 (vs. Grant)  
3, Doug Witte, Cambridge, 1987 (vs. Hemingford)

3, Todd Styskal, Grant, 1989 (vs. Osceola)  
3, Matt Davison, Tecumseh, 1996 (vs. Oakland-Craig)  
3, Jake Fleecs, Sutherland, 2009 (vs. Cross County)  
3, Sam Burtch, Elmwood-Murdock, 2009 (vs. Lincoln Christian)  
3, Spencer Jobman, Bayard, 2010 (vs. Hastings St. Cecilia)  
3, Mitchell Ruybalid, Blue Hill, 2012 (vs. Kimball)  
3, Nathaniel Armon, Doniphan-Trumbull, 2012 (vs. Ravenna & Crofton)

D1-5, Blake Maaske, Arapahoe, 2005 (vs. Elwood)  
D2-7, Kyle Hawthorne, Giltner, 2012 (vs. Hay Springs)  
D3-5, Kevin Hallam, Hildreth, 1994 (vs. Spalding Academy)

#### POINTS SCORED

A-36, Danny Woodhead, North Platte, 2002 (vs. Omaha Westside)  
B-36, Matt Berry, McCook, 2007 (vs. Hastings)  
C1-38, Todd Uhler, Battle Creek, 1992 (vs. Kimball)  
C2-36, Phil Rohde, Ansley, 1978 (vs. Hemingford)  
36, Justin Makovicka, East Butler, 2004 (vs. Sutton)  
D1-48, Darwin Snyder, Winnebago, 1984 (vs. Lawrence)  
48, Cory Eikmeier, Dodge, 1996 (vs. Friend)  
48, Tyler Schnitzler, Kenesaw, 2011 (vs. Garden County)  
D2-50, Kyle Hawthorne, Giltner, 2012 (vs. Hay Springs)  
D3-51, Cody Strong, Monroe, 1995 (vs. McCool Junction)

#### RUSHING YARDS

A-343, John McCardle, Millard North, 2002 (vs. North Platte)  
B-331, Levi Mehl, Crete, 1996 (vs. McCook)  
C1-445, Eric Love, Cozad, 2005 (vs. Kearney Catholic)  
C2-333, Tim Peterson, Cambridge, 1979 (vs. Overton)  
D1-406, Stephan Rush, Anselmo-Merna, 2007 (vs. Wauneta-Palisade)  
D2-445, Ben Eisenhart, Culbertson, 2002 (vs. Banner County)  
D3-307, Shane Godtel, Arcadia, 1996 (vs. Taylor)

#### PASSING YARDS

A-367, Alec Ditoro, Papillion-La Vista, 2012 (vs. Millard South)  
B-368, Ryan Woodard, Omaha Roncalli Catholic, 1994 (vs. Crete)  
C1-323, Grant Cole, Auburn, 2008 (vs. Boys Town)  
C2-384, Riley Gross, Archbishop Bergan, 2010 (vs. Aquinas Catholic)  
D1-377, Nate Most, Giltner, 2008 (vs. Palmer)  
D2-427, Nate Most, Giltner, 2007 (vs. Hampton)  
D3-416, Kyle Grossart, Wolbach, 1994 (vs. Arthur)

#### RECEIVING YARDS

A-228, Paul Parr, Omaha Gross Catholic, 1983 (vs. Creighton Preparatory)  
B-175, Ryan Kauffman, Cozad, 1993 (vs. Sidney)  
C1-204, Nathan Johnson, Wood River, 1996 (vs. Gothenburg)  
C2-224, Mitchell Ruybalid, Blue Hill, 2012 (vs. Kimball)  
D1-214, Cody Calhoun, Maxwell, 2008 (vs. Elwood)  
D2-285, Bryson Studnicka, Clay Center, 2006 (vs. St. Edward)  
D3-202, Cletus Caudill, Wolbach, 1994 (vs. Arthur)

### SERIES RECORDS, INDIVIDUAL

#### RUSHING YARDS

A-982, John McCardle, Millard North, 2002  
B-829, Paul Kastl, Lincoln Pius X, 1997  
C1-1,229, Todd Uhler, Battle Creek, 1992  
C2-883, Chad Koch, Hartington Cedar Catholic, 2009  
D1-1,327, Clint Belina, Howells, 2009  
D2-1,233, Steven Dent, Mullen, 2003  
D3-776, Nathan Knott, Arthur, 1994

#### PASSING YARDS

A-769, Mike Muma, Papillion-La Vista, 1996  
B-909, Christian Dudzik, Omaha Skutt Catholic, 2009  
C1-983, Jonn McLain, Chadron, 2008  
C2-1,088, Riley Gross, Archbishop Bergan, 2010  
D1-1,293, Bryan Dutcher, Greeley/Wolbach, 2002  
D2-1,725, Jake Findley, Giltner, 2012  
D3-973, Kyle Grossart, Wolbach, 1995

#### RECEIVING YARDS

A-309, Reggie Baul, Papillion-La Vista, 1990  
B-407, Kirk Penner, Aurora, 1986  
C1-370, Ryan Zabawa, Norfolk Catholic, 1991  
C2-527, Matt Davison, Tecumseh, 1996  
D1-434, Shay Hinrichs, Giltner, 2009  
D2-713, Kyle Hawthorne, Giltner, 2012  
D3-455, Ade Allen, Wolbach, 1995

# PLAYOFF RECORDS

## TOTAL OFFENSE

A-1,102, John McCardle, Millard North, 2002  
 B-1,128, Christian Dudzik, Omaha Skutt Catholic, 2009  
 C1-1,229, Todd Uhlir, Battle Creek, 1992  
 C2-1,258, Riley Gross, Archbishop Bergan, 2010  
 D1-1,362, Clint Belina, Howells, 2009  
 D2-1,913, Jake Findley, Giltner, 2012  
 D3-1,544, Kyle Grossart, Wolbach, 1995

## TOUCHDOWNS

A-12, John McCardle, Millard North, 2002  
 12, Jon Kimbrough, Millard North, 2003  
 B-14, Jeff Luebbe, Seward, 2001  
 C1-22, Todd Uhlir, Battle Creek, 1992  
 C2-12, John Kroeker, Henderson, 1983  
 D1-25, Clint Belina, Howells, 2009  
 D2-22, Steven Dent, Mullen, 2003  
 D3-17, Nathan Knott, Arthur, 1994

## TOUCHDOWN PASSES

A-9, Mike Muma, Papillion-La Vista, 1996  
 B-10, Mike Wahlstrom, Chadron, 1998  
 C1-12, Jonn McLain, Chadron, 2008  
 C2-10, Riley Gross, Archbishop Bergan, 2010  
 10, Riley Wiltfong, Doniphan-Trumbull, 2012  
 D1-17, Bryan Dutcher, Greeley/Wolbach, 2002  
 D2-28, Jake Findley, Giltner, 2012  
 D3-17, Kyle Grossart, Wolbach, 1995

## TOUCHDOWN PASSES CAUGHT

A-5, Brett Maher, Kearney, 2007  
 B-6, Kirk Penner, Aurora, 1986  
 C1-6, Steve Denn, Norfolk Catholic, 1983/1985  
 C2-8, Nathaniel Armon, Doniphan-Trumbull, 2012  
 D1-8, Blake Maaske, Arapahoe, 2005  
 D2-15, Kyle Hawthorne, Giltner, 2012  
 D3-9, Ade Allen, Wolbach, 1995

## POINTS SCORED

A-87, Ollie Sloup, Lincoln Southwest, 2005  
 B-84, Jeff Luebbe, Seward, 2001  
 C1-150, Todd Uhlir, Battle Creek, 1992  
 C2-91, John Kroeker, Henderson, 1983  
 D1-178, Clint Belina, Howells, 2009  
 D2-156, Steven Dent, Mullen, 2003  
 D3-102, Nathan Knott, Arthur, 1994

## FIELD GOALS

A-4, Jake McCarthy, North Platte, 2001  
 4, Andy Bayne, Millard North, 2012  
 B-5, Ryan Larson, Scottsbluff, 1999  
 C1-5, Jake Wesch, North Bend, 2001  
 5, Bryce Miller, Norfolk Catholic, 2005  
 5, Tyler Daake, Norfolk Catholic, 2006  
 C2-5, Clinton Jones, Hebron, 1993  
 D1-3, Colson Simmons, Pope John, 2004;  
 3, Kory Kindler, Alma, 2011  
 D2-2, Lonnie Mazour, Lawrence, 1986  
 D3-3, Tim Karmazin, Lawrence, 1990

# Congratulations!

For making it to the  
**Football Championships!**  
**Good Luck!!**



NEBRASKA HIGH SCHOOL SPORTS

# HALL OF FAME


Honoring the past to inspire the future.



500 Charleston Street, Lincoln, NE 68501

[nebhalloffame.org](http://nebhalloffame.org)

HOURS OF OPERATION: M/W/F: 10 a.m. - 4 p.m. or by appointment  
402-476-4767



experience Lincoln's energy for yourself



**SEE YOU IN LINCOLN!**

**LINCOLN**  
CONVENTION  
AND VISITORS  
BUREAU

800.423.8212 | [LINCOLN.ORG](http://LINCOLN.ORG)

JUNE 6, 2015

**SAVE THE DATE**

57TH ANNUAL SHRINE BOWL

[neshrinebowl.com](http://neshrinebowl.com)