NSAA STATE

$4

SOFTBALL

October 12-14, 2016 CHAMPIONSHIPS Hastings

"NSAA activities...the other half of education."

Dear Friends,

Welcome to another competition of Nebraska's state championship games!

Congratulations to the students who have earned a chance to represent your school at this event. This is a very exciting time, and you should all be proud of all of the time and hard work you put in to get to this point.

Thank you to the coaches, parents and guardians who play an important role in supporting our talented young Nebraskans. Participants, make sure you also thank all of those who have supported you and helped you get to this point in your life.

When students are involved in extracurricular activities they are able to build the character and discipline needed to succeed long after graduation. These outside of the classroom competitions encourage the development of important values such as sportsmanship, hard work, and responsibility.

As you partake in these activities in the upcoming days, remember that it's not just about winning and that you will take away experience, friends and memories that will last long after your time in high school.

Best wishes for a safe and exciting competition!

Pete Ricketts
Governor

Competing for a state championship is the goal of most students who participate in sports and performing arts. So to those high school students who have reached this championship, we say congratulations and good luck!

Students participate in high school sports and performing arts for a wide variety of reason, not the least of which is to have fun. It is important that the NSAA and member schools regularly strive to cultivate high school activities as educational activities. The positive life lessons learned while participating help make the case for sports and activities in our high schools.

Many studies have shown the value of participation. Studies have shown that students not only have the enjoyment of participating in high school activities, but such students generally attain higher academic achievement, exhibit healthier behaviors, experience fewer discipline referrals and drop out of school less frequently. High school activities are, indeed, the other half of education.

The NSAA staff and its member schools are pleased to be able to offer participation opportunities to this state's high school students in athletics and performing arts activities annually.

Please join us in saluting the students participating in this Championship! The "future" competes here!

Dr. Jim Tenopir
NSAA Executive Director



*"**NSAA** activities...the other half of education."*

We've got this state covered with 4G LTE.™

Visit your neighborhood U.S. Cellular store for more information.

SAMSUNG Galaxy S7

U.S. Cellular
AUTHORIZED AGENT

A-1 Cellular
Auburn

Cellcom
Hartington and Wayne

Cellular Advantage
Bellevue, Hastings, Omaha, and York

Huskerland Communications
Valentine, O'Neill, Broken Bow, and Columbus

Kris' Connections, Inc.
Beatrice

Nebraska Cellular Store
Seward

Nebraska Wireless
Schuyler

Telebeep Wireless
Norfolk

Westlake ACE Hardware
Nebraska City

4G LTE not available in all areas. See uscellular.com/4G for complete coverage details. 4G LTE service provided through King Street Wireless, a partner of U.S. Cellular. LTE is a trademark of ETSI.©2016 U.S. Cellular
No_Contract_4GLTE_Version1_Print_DI_7_5x10_V1

1060702

NSAA STATE
SOFTBALL
CHAMPIONSHIPS

OCTOBER 12-14, 2016 • HASTINGS

CHAMPIONSHIP SCHEDULE

Wednesday, October 12

8:50 a.m.	Class B Opening Ceremonies
9:00 a.m.	Class B Games 1, 2, 3, 4
11:20 a.m.	Class C Opening Ceremonies
11:30 a.m.	Class C Games 1, 2, 3, 4
1:50 p.m.	Class A Opening Ceremonies
2:00 p.m.	Class A Games 1, 2, 3, 4
4:30 p.m.	Class B, C Games 5, 6
7:00 p.m.	Class A Games 5, 6

Thursday, October 13

9:00 a.m.	Class B, C Games 7, 8
11:30 a.m.	Class A Games 7, 8
	Class B Games 9, 10
2:00 p.m.	Class A, C Games 9, 10
4:30 p.m.	Class B, C Games 11, 12
7:00 p.m.	Class A Games 11, 12

Friday, October 16

11:30 a.m.	Class A, B, C Game 13
2:00 p.m.	Class A, B, C Game 14

**If Necessary, Game 15 will start 30 Minutes After Conclusion of Game 14, All Classes*

Directors
Dan Masters, NSAA Assistant Director
Tracy Douglas, Hastings High School
Bob Moderow, Hastings College

NSAA Executive Director
Dr. Jim Tenopir

NSAA Staff
Jeff Stauss, Assistant Director
Megan Huber, Business Manager

Supervisor of Umpires
Bob Hawkinson
Jim Bewley

Announcer
Chuck Larsen

Media Coordinator
Pete Theoharis

Hospitality Hosts
Molly Johnsen
Niki Williams

Ticket Sellers & Takers
Brenda Opbroek, Supervisor
Mikki Shafer
Hastings Area Chamber of Commerce

Pass Gate Supervisors
Lonny Abbott
Jim Boeve
Lance Creech
Bryan Douglas
Nick Drake
Alan Frank
Brian Garver
Craig Kautz
Trent Kelly
Dan McCarthy
Jessie McCoy
John Nelson
Ron Riese
Rick Ripperger
Neal Rusher
Jeff Schneider
Hal Smith
Heidi Smith
Bob Stickels
Troy Stickels
Tom Szlanda
Holly Vanderpool

Scorers & Scoreboard Operators
Troy Baker
Tom Johnsen
Ashley Speak
Rachel Shockley
Hastings College Softball Players

Athletic Trainers-Nebraska State Athletic Trainers Association
Lindsey Ansbach, ATC
Kurt Behrhorst, ATC
Aliscia Benes, ATC
Nate Brackhan, ATC
Amber Burson, ATC
Ashley Conrad, ATC
Todd Goshorn, ATC
Aaron Madsen, ATC
Denise Marshall, ATC
Andrew Spencer, ATC

Medical Staff
James (Bill) Hervert, MD
Curtis Reimer, MD
Michelle Batterman, PA-C
Adam Thompson, PA-C

Smith Complex Supervisors
Jeff Hassenstab
Terry Brown
Hastings Parks & Recreation

Smith Complex Grounds Crew
Dave Dedrick
Creighton Hamburger
Blake Marquardt
Steve Spongberg
Hastings College Baseball Players

National Anthem Singers
Hastings Senior High School Singers
Jon Marquez, Director

Adams Central High School
Linda Johnson, Director

Souvenir Attire & Programs
Custom Sports

Glove Repair
Dan Bouska, Mitt Mender

Umpires
Dave Coffey
Heather Colby
Kevin Dunn
Ken Evitts
Richard Gilbride
JD Hoogestraat
Ron Jones
Kathy Kuti
Bill Leach
Curtis Roberts
Carlos Sandoval
Dan Schuldt
Jeff Sweeney
Martin Telecky
Robert Tlustos
Renee Williams

Cover photos courtesy of Callam Photography.

2015 TEAM

CHAMPIONS

CLASS A
Omaha Marian

CLASS B
Gretna

CLASS C
Conestoga

CLASS A

NSAA SOFTBALL BRACKET

Game 1 • Field 1 • Oct. 12 • 2:00 pm

#1
Papillion-La Vista
Monarchs (29-3) 44.8438

vs.

#8
Lincoln East
Spartans (25-14) 41.8974

Game 2 • Field 4 • Oct. 12 • 2:00 pm

#4
Millard North
Mustangs (21-8) 43.7586

vs.

#5
Lincoln Southwest
Silver Hawks (30-9) 43.5385

Game 3 • Field 3 • Oct. 12 • 2:00 pm

#3
Kearney
Bearcats (32-6) 43.9211

vs.

#6
Millard South
Patriots (25-6) 43.5161

Game 4 • Field 2 • Oct. 12 • 2:00 pm

#2
Millard West
Wildcats (23-5) 44.5000

vs.

#7
Omaha Marian
Crusaders (17-9) 42.6154

Game 5 • Field TBA • Oct. 12 • 7:00 pm

Winner Game 1 vs. Winner Game 2

Game 6 • Field TBA • Oct. 12 • 7:00 pm

Winner Game 3 vs. Winner Game 4

Game 7 • Field 3 • Oct. 13 • 11:30 am

Loser Game 1 vs. Loser Game 2

Game 8 • Field 4 • Oct. 13 • 11:30 am

Loser Game 3 vs. Loser Game 4

Game 9 • Field 3 • Oct. 13 • 2:00 pm

Loser Game 6 vs. Winner Game 7

Game 10 • Field 4 • Oct. 13 • 2:00 pm

Winner Game 8 vs. Loser Game 5

Game 11 • Field TBA • Oct. 13 • 7:00 pm

Winner Game 5 vs. Winner Game 6

Game 12 • Field TBA • Oct. 13 • 7:00 pm

Winner Game 9 vs. Winner Game 10

Game 13 • Field 1 • Oct. 14 • 11:30 am

Winner Game 12 vs. Loser Game 11

Championship
Game 14 • Field 1 • Oct. 14 • 2:00 pm

Winner Game 11 vs. Winner Game 13

Game 15 • Field 1 • Oct. 14

If Needed – 30 minutes after conclusion of Game 14

PAPILLION-LAVISTA Monarchs | Maroon/White/Gold | 29-3

Superintendent: Dr. Andy Rikli
Principal: Jerry Kalina
Athletic Director: Jason Ryan
NSAA Enrollment: 1284
Conference: Metro
Head Coach: Todd Petersen
Assistant Coaches: Clint Hoelscher, Jeff Sturgeon, Luke Olson, Kirsten Dargy, Kelsey Whipple
State Tournament Appearances: 24
Most Recent State Tournament: 2015
State Championship Years: A/1995, A/1996, A/1997, A/1998, A/1999, A/2000, A/2001, A/2002, A/2003, A/2004, A/2006, A/2007, A/2010
Runner-up: A/2005, A/2008, A/2013, A/2015

No.	Name	GR	POS	BA	AB	H	R	RBI	HR	W-L	ERA
1	Thespina Hurst	11	1B	.455	77	35	15	20	3		
3	Alexis Delos Reyes	10	INF	.000	4	0	7	2	0		
4	Mady Anglim	12	CF	.286	14	4	15	2	0		
5	Rachele Heaton	12	1B/OF	.322	59	19	7	9	0		
6	Mia Pearson	11	Util	.143	7	1	2	1	0		
7	Madeline Vejvoda	10	SS	.417	96	40	38	22	5	0-0	7.875
8	Ashley Kramer	12	OF	.500	4	2	3	1	0		
9	Gabby De Los Reyes	12	2B	.395	76	30	20	19	0		
10	Taylor Hoelscher	11	RF	.521	77	35	15	6	0		
11	Clara Dargy	12	P/DP	.373	67	25	9	17	4	1-1	7.80
12	Courtney Wallace	11	P/OF	.513	78	40	22	28	4	23-2	1.298
13	Hannah Mccarville	12	3B	.451	91	41	18	39	5		
15	Skyler Schendt	10	C	.350	20	7	0	2	0		
16	Ashley Kobza	9	P	.000	4	0	0	0	0	5-0	3.780
19	Ciara Peters	10	OF	.250	8	2	19	0	0		
20	Grace Chandler	10	Util	.000	2	0	8	0	0		
21	Nia Degeorge	12	C	.339	59	20	3	19	2		
22	Mallory Sotak	12	OF	.382	76	29	19	8	0		

Season Record 29-3

Millard West	W	7-5
Omaha Westside	W	13-4
Millard South	W	5-1
Bellevue West	W	1-0
Millard West	W	5-2
Omaha Marian	W	7-2
Omaha Northwest	W	9-1
Millard South	L	0-9
Omaha Westside	W	7-5
Omaha Skutt Catholic	L	2-10
Papillion-LaVista South	W	9-8
Lincoln Southeast	W	8-5
Omaha Central	W	7-1
Omaha Westside	W	6-5
Millard North	L	0-1
Millard North	W	5-2
Omaha Burke	W	6-0
Lincoln Southwest	W	6-4
Millard North	W	7-4
Millard West	W	2-1
Omaha North	W	20-6
Omaha Central	W	8-0
Bellevue West	W	10-6
Grand Island	W	9-0
Lincoln North Star	W	11-2
Papillion-LaVista South	W	10-5
Omaha Marian	W	4-2
Lincoln Southeast	W	7-1
Omaha Burke	W	8-0
Fremont	W	8-0
Omaha Benson	W	13-1
Columbus	W	6-4

LINCOLN EAST Spartans | Royal Blue/White | 25-14

Superintendent: Dr. Steve Joel
Principal: Susan Cassata
Athletic Director: Wendy Henrichs
NSAA Enrollment: 1335
Conference: Heartland
Head Coach: Lance Kingery
Assistant Coaches: Kenny Cope; Samantha Lowery, Kayla Schroeder, Kirk Miller,Ron Schinkel Butch McLaren
State Tournament Appearances:
Most Recent State Tournament: 2009
Runner-up: A/2006

No.	Name	GR	POS	BA	AB	H	R	RBI	HR	W-L	ERA
1	Ali Lockhart	10	Util	1.000	1	1	0	0	0		
3	McKynzie Colon	11	C	.289	45	13	0	6	0		
4	Katie Heiserman	12	C	.333	6	2	1	2	0		
5	Callie Svoboda	11	3B	.339	115	39	23	26	5		
6	Ashley Gaines	12	RF	.260	77	20	21	15	1		
7	Alyssa Calfee	12	OF	.256	39	10	18	5	0		
8	Rachel Weber	11	LF	.462	132	61	51	60	13		
8	Molly Wilson	12	CF	.360	125	45	44	28	3		
10	Ellie Bliemeister	11	SS	.433	127	55	41	62	10		
13	Lindsay Elliott	11	P	.000	0	0	0	0	0	14-7	2.71
16	Payton Swanson	12	C	.380	121	46	12	21	1		
18	Kayla Prai	12	2B	.449	138	62	45	16	0		
19	Chace Swanson	11	1B	.185	92	17	18	18	2		
23	Maddie Skiles	11	P	.000	0	0	0	0	0	1-5	10/50
24	Emily Prai	9	Util	.250	4	1	13	0	0		
26	Olivia Hatten	10	Util	.000	0	0	0	0	0		
32	Ashleigh Welch	10	C	.000	0	0	0	0	0		
44	Kayleigh Hulewicz	12	Util	.188	16	3	2	0	0		
46	Flo Cordova-Dickerson	10	DP	.283	60	17	15	7	1		
71	CJ Bates	11	P	.000	0	0	0	0	0	10-2	5.08

Season Record 25-14

Elkhorn South	L	3-11
Papillion-LaVista South	L	4-5
Bellevue East	W	8-7
Beatrice	W	9-5
North Platte	W	7-5
Malcolm	W	8-6
Lincoln High	W	13-0
North Platte	W	7-3
Kearney	L	5-6
Columbus	L	2-3
Columbus	L	7-8
Lincoln Southwest	L	4-5
Lincoln Southeast	W	11-6
Lincoln High	W	8-0
Norfolk	W	13-3
Norfolk	W	12-8
Elkhorn South	L	3-7
Milford	W	8-0
Bishop Neumann	W	11-3
Lincoln Southeast	W	12-4
Lincoln Southeast	W	8-0
Lincoln North Star	L	1-11
Lincoln North Star	W	4-3
Grand Island	W	7-6
Grand Island	L	1-2
Omaha Marian	L	3-4
Beatrice	W	7-6
Lincoln Northeast	W	17-2
Lincoln Northeast	W	12-0
Lincoln Southwest	L	2-10
Lincoln Southwest	L	8-15
Bellevue West	W	7-5
Bellevue West	W	15-6
Fremont	W	17-6
Fremont	W	10-0
Omaha Marian	L	2-5
Omaha Marian	L	7-8
Omaha Northwest	W	11-3
Omaha Northwest	W	12-4

MILLARD NORTH Mustangs | Blue/Silver/Green | 21-8

Superintendent: Dr. Jim Sutfin
Principal: Brian Begley
Athletic Director: Chad Zimmerman
NSAA Enrollment: 1861
Conference: Metro
Head Coach: John Swoboda
Assistant Coaches: Stefanie Novotny, Lindsey Roorda, Karson Tuck, Bailey Hoerning
State Tournament Appearances: 16
Most Recent State Tournament: 2015
State Championship Years: A/1993
Runner-up: A/1998, A/2003



No.	Name	GR	POS	BA	AB	H	R	RBI	HR	W-L	ERA
1	Kim Vidlak	11	SS	.409	93	38	26	23	2		
2	Jasmyn Broussard	11	OF	.306	98	30	29	10	0		
3	Erika Vasek	11	OF	.261	69	18	5	13	0		
4	Lindsay Wilbur	12	C/1B	.222	27	6	4	3	0		
5	Allison Anding	9	SS	.000	0	0	1	0	0		
6	Jamie Wendt	9	OF	.000	0	0	1	0	0		
8	Ashley Meacham	12	OF	.667	3	2	6	0	0		
9	Emma Hoffart	12	C/1B	.388	85	33	18	25	2		
10	Laura Whorley	12	2B	.329	73	24	9	11	0		
11	Morgan Closman	12	OF	.241	58	14	13	9	0		
12	Rebecca Symmonds	12	OF	.333	3	1	0	0	0		
13	Sydney Petersen	10	3B	.381	21	8	7	6	0		
14	Sydney Hansen	11	OF	.000	3	0	8	0	0		
15	Kate Rehberg	10	P	.325	83	27	0	12	0	20-8	1.91
16	Ashley Hernandez	12	3B	.329	79	26	20	24	5		
18	Emalie McElfresh	11	P/1B	.167	42	7	1	2	0	0-0	0.00

Season Record 21-8

Omaha Northwest	W	7-0
Lincoln Southwest	L	2-3
Papillion-LaVista South	W	6-2
Millard West	L	0-2
Millard West	L	1-5
Omaha Burke	W	7-0
Omaha Marian	W	6-1
Bellevue West	W	3-1
Elkhorn South	W	5-1
Millard South	W	4-2
Omaha Benson	W	7-0
Ralston	W	3-2
Omaha Marian	W	7-6
Omaha Northwest	W	10-0
Papillion-LaVista	W	1-0
Millard West	W	1-0
Papillion-LaVista	L	2-5
Kearney	W	5-2
Papillion-LaVista South	W	9-3
Millard West	L	0-1
Papillion-LaVista	L	4-7
Papillion-LaVista South	W	9-0
Millard West	L	4-12
Omaha Central	W	7-0
Millard South	L	7-10
Bellevue West	W	10-0
Lincoln North Star	W	11-1
Lincoln North Star	W	3-1
South Sioux City	W	14-0

LINCOLN SOUTHWEST Silver Hawks | Forest Green/Silver | 30-9

Superintendent: Dr. Steve Joel
Principal: Michael Gillotti
Athletic Director: Mark Armstrong
NSAA Enrollment: 1366
Conference: Heartland
Head Coach: Mark Watt
Assistant Coaches: Lis Brenden, Adam Monk, Bob Prai, Chris DeAmbrose, Abbie Moser, Jesse McKinney
State Tournament Appearances: 10
Most Recent State Tournament: 2015
State Championship Years: A/2008, A/2009
Runner-up: A/2007, A/2011

No.	Name	GR	POS	BA	AB	H	R	RBI	HR	W-L	ERA
1	Emma Kauf	10	C/INF	.475	122	58	49	64	16		
2	Shelbi Larson	11	OF	.224	49	11	13	5	0		
3	Allison Bartz	10	INF	..148	27	4	8	4	1		
4	Rachel Mundt	12	OF	.297	39	11	8	7	1		
5	Alaina Lacy	11	C/INF	.345	29	10	18	8	0		
6	Abby Kauf	12	P	.000	3	0	1	0	0	16-7	2.29
7	Shea Swanson	11	OF	1.000	1	1	0	1	0		
8	Shelby Mullendore	11	INF	.417	62	25	11	11	0	0-0	0.00
9	Britny Davis	11	P/INF	.362	47	17	9	15	2	2-1	3.97
10	Caelyn Christiancy	11	OF	.417	120	50	45	9	0		
11	McKenzie Steiner	10	P/OF	.310	100	31	25	21	2	12-1	2.85
12	Skylar Thompson	10	C/INF	.373	59	22	13	20	1		
13	Amber Storer	11	C	.437	103	45	17	28	7		
14	Haley Kennedy	12	INF	.363	102	37	26	24	3		
15	Carson Fischer	11	INF	.368	95	34	28	22	1		
16	Tianna Francisco	10	OF	.258	31	8	6	5	0		
17	Rachel Sherwood	12	INF	.429	8	3	5	2	0		
18	Katelyn Willis	12	OF	.429	7	3	2	2	0		
19	Madison Aldendifer	11	P	.000	0	0	0	0	0	0-0	0.00
20	Abbie Squier	9	INF	.000	0	0	0	1	0		

Season Record 30-9

Millard West	L	3-5
Kearney	L	7-12
Kearney	L	5-10
Millard North	W	3-2
Norfolk	W	9-1
Norris	W	6-3
Omaha Skutt Catholic	W	8-0
Grand Island	W	10-0
Grand Island	W	9-1
Millard West	L	1-7
Norfolk	W	7-0
Omaha Marian	W	5-4
Lincoln North Star	W	12-4
Lincoln North Star	W	8-0
Lincoln East	W	5-4
Lincoln Northeast	W	8-0
Grand Island	W	15-5
Norfolk	W	14-2
Norfolk	W	10-0
Lincoln Southeast	W	20-5
Lincoln Southeast	W	8-4
Papillion-LaVista	L	4-6
Omaha Burke	W	9-0
Kearney	W	2-1
Omaha Central	W	3-2
Lincoln Northeast	W	10-0
Lincoln Northeast	W	11-1
Bellevue West	L	2-5
Lincoln High	W	8-0
Fremont	L	3-4
Fremont	W	7-5
Lincoln East	W	10-2
Lincoln East	W	15-8
Omaha Central	L	1-7
Omaha Westside	W	5-1
Millard South	L	2-15
Lincoln High	W	11-1
Omaha Central	W	4-3
Omaha Central	W	10-0

KEARNEY Bearcats | Blue/Gold | 32-6

Superintendent: Dr. Kent Edwards
Principal: Dr. Jay Dostal
Athletic Director: Mitchell Stine
NSAA Enrollment: 1043
Conference: Greater Nebraska
Head Coach: Natalie Madsen
Assistant Coaches: Kellee Vornhagen, Charlotte Kaeding, Rose Smith
State Tournament Appearances: 3
Most Recent State Tournament: 2015

No.	Name	GR	POS	BA	AB	H	R	RBI	HR	W-L	ERA
1	Julia Bauer	12	P/CF	.474	137	65	46	36	1	3-0	2.520
2	Maureena Vornhagen	12	P/1B	.371	124	46	31	28	0	11-1	2.042
3	Courtney Thee	10	INF	.000	0	0	0	0	0		
4	Avery Wood	11	C/OF	.492	118	58	41	34	3		
5	McKenna Johnson	11	3B	.222	54	12	15	8	1		
9	Kari Struebing	9	INF/OF	.000	0	0	1	0	0		
10	Kendra Sears	10	2B/OF	.285	123	35	15	23	0		
14	Lauren Struebing	12	C/2B	.527	131	69	56	21	3		
15	Tatum Mason	10	INF	.000	0	0	0	0	0		
22	Sidney Rodriguez	12	3B/DP	.314	70	22	13	16	2		
23	Reilly Glatter	11	SS	.268	123	33	26	11	1		
24	Jaci Dietz	10	C	.286	7	2	8	1	0		
25	Meagan Reyes	10	P	.000	2	0	0	0	0	0-0	4.667
26	Aujenai Gregory	10	OF	.400	120	48	24	37	2	2-0	1.400
27	Stephanie Miller	12	P/1B	.354	113	40	24	35	4	16-5	2.229
30	Jaiden Morse	11	P	.000	0	0	0	0	0		

Season Record 32-6

Northwest	W	13-5
Northwest	W	8-0
Lincoln Southwest	W	12-7
Lincoln Southwest	W	10-5
Norfolk	W	10-1
Norfolk	W	14-1
Lincoln Northeast	W	12-1
Elkhorn	L	2-3
Crete	W	3-0
Lincoln North Star	W	6-4
Lincoln North Star	W	9-0
Lincoln East	W	6-5
Hastings	L	3-5
Columbus	W	8-0
Millard West	L	1-4
Omaha Marian	W	9-1
Lincoln Pius X	W	7-2
North Platte	W	13-10
North Platte	W	10-7
Lexington	W	8-2
Millard North	L	2-5
Papillion-LaVista South	W	6-4
Lincoln Southwest	L	1-2
Omaha Central	W	6-4
Columbus	W	8-3
Columbus	W	5-4
Lincoln Northeast	W	12-0
Lincoln Northeast	W	11-7
Lincoln Pius X	L	2-5
Grand Island	W	9-3
Grand Island	W	5-1
McCook	W	10-2
Columbus	W	4-2
Lexington	W	8-0
Hastings	W	7-2
Omaha South	W	16-1
Papillion-LaVista South	W	13-3
Papillion-LaVista South	W	11-2

MILLARD SOUTH Patriots | Red/White | 25-6

Superintendent: Dr. Jim Sutfin
Principal: Heidi Weaver
Athletic Director: Steve Throne
NSAA Enrollment: 1624
Conference: Metro
Head Coach: Steve Kerkman
Assistant Coaches: Amanda Sulzman, Travis Unzicker, Ali Honken, Katie Palmquist, Blake Ringle
State Tournament Appearances: 17
Most Recent State Tournament: 2015
State Championship Years: A/2005, A/2011, A/2012, A/2013, A/2014
Runner-up: A/1994, A/1996, A/2010

No.	Name	GR	POS	BA	AB	H	R	RBI	HR	W-L	ERA
1	Rylie Unzicker	12	OF	.523	86	45	50	44	17		
2	Hailee Fliam	11	P	.217	23	5	3	6	0	21-6	1.919
3	Kylee Sargent	11	OF	.200	10	2	20	1	0		
4	Carina Covington	10	INF	.300	20	6	5	3	0	1-0	1.000
5	Emma Alfieri	10	INF	.345	29	10	7	11	0		
6	Roni Foote	9	INF	.237	38	9	19	2	0		
7	Emma Hofmaier	11	INF	.291	55	16	14	13	1		
8	Carly Pfitzer	10	C	.455	11	5	4	4	0		
9	Hayden Stufft	11	INF	.429	15	6	6	6	0		
10	Payton Huscroft	12	INF	.637	80	51	28	29	7		
11	Madi Geary	10	OF	.438	73	32	26	17	4		
12	Jerzi Rowe	9	P	.400	5	2	1	1	0	3-0	0.808
13	Peyton Glatter	11	OF	.554	92	51	33	43	8		
14	Bailey Urban	10	INF	.388	67	26	25	17	1		
15	Taelar Solano	12	OF	.385	39	15	16	16	3		
16	McKenzie Chappell	10	OF	.444	9	4	15	2	0		
17	Damaris Cuevas	9	C	.397	73	29	11	25	1		
18	Corinne Watters	11	C	.390	77	30	6	22	3		

Season Record 25-6

Papillion-LaVista South	W	9-4
Bellevue East	W	14-2
Lincoln North Star	W	11-1
Lincoln North Star	W	10-2
Bellevue West	W	7-4
Papillion-LaVista	L	1-5
Papillion-LaVista South	L	2-6
Omaha Westside	W	11-1
Papillion-LaVista	W	9-0
Grand Island	W	10-1
Lincoln Pius X	W	4-1
Millard North	L	2-4
Omaha South	W	10-0
Omaha Burke	W	12-0
Papillion-LaVista South	W	8-0
Millard West	L	2-4
Omaha Marian	L	3-6
Lincoln Northeast	W	10-0
Lincoln North Star	W	15-3
Omaha Marian	W	7-4
Bellevue West	W	11-3
Lincoln Pius X	L	5-7
Omaha Central	W	17-10
Millard West	W	4-0
Millard North	W	10-7
Omaha Central	W	5-3
Omaha Westside	W	10-0
Lincoln Southwest	W	15-2
Omaha North	W	20-0
Grand Island	W	13-0
Norfolk	W	22-2

MILLARD WEST Wildcats | Forest Green/Black/White | 23-5

Superintendent: Dr. Jim Sutfin
Principal: Dr. Greg Tiemann
Athletic Director: Dr. Chris Loofe
NSAA Enrollment: 1922
Conference: Metro
Head Coach: Don Brummer
Assistant Coaches: Angie Brummer, Amber Lutmer, Augusta Ratliff, Steve Wing
State Tournament Appearances: 16
Most Recent State Tournament: 2015
Runner-up: A/2004

No.	Name	GR	POS	BA	AB	H	R	RBI	HR	W-L	ERA
1	Mackenzie Dickmeyer	10	C	267	30	8	2	5	2		
2	Lexie Swift	11	OF	250	64	16	12	7	1		
3	Catie Decker	10	OF	263	19	5	7	3	0		
4	Olivia Richardson	9	OF	150	20	3	6	0	0		
6	Adria Allen	11	INF	300	80	24	16	24	5		
8	Kate Lesmeister	12	INF	276	29	8	5	7	2		
9	Lauren Loofe	12	INF	217	23	5	3	4	1		
10	Zarah Sagheer	10	OF	278	18	5	12	3	0		
11	Logan Black	12	P	325	77	25	6	27	6	22-5	1.462
12	Marissa Salazar	11	OF	342	76	26	25	7	0		
13	Honnah Leo	9	OF	200	15	3	5	1	1		
14	Hanna Cress	10	P	0	2	0	0	0	0		
15	Brenna Eastridge	11	INF	273	11	3	0	3	0		
16	Sam Alm	11	INF	600	90	37	28	27	5		
18	Abby Konz	11	C	254	59	15	5	12	2		
19	Ashton Johnson	10	P	333	3	1	0	2	0	1-0	.000
20	Lexie Black	10	INF	434	83	36	27	17	6		
22	Sarah Feuker	9	INF	0	0	0	4	0	0		

Season Record 23-5

Lincoln Southwest	W	5-3
Papillion-LaVista	L	5-7
Millard North	W	2-0
Omaha Marian	W	4-3
Millard North	W	5-1
Papillion-LaVista	L	2-5
Papillion-LaVista South	W	9-0
Kearney	W	4-1
Lincoln Southwest	W	7-1
Columbus	W	5-0
Omaha Westside	W	8-0
Bellevue East	W	10-1
Bellevue West	W	8-1
Millard North	L	0-1
Millard South	W	4-2
Bellevue West	W	13-0
Lincoln Southeast	W	10-0
Omaha Central	W	5-1
Millard North	W	1-0
Papillion-LaVista	L	1-2
Omaha North	W	9-0
Omaha Marian	W	3-0
Millard North	W	12-4
Millard South	L	0-4
Omaha Central	W	1-0
Bellevue West	W	5-0
Bellevue West	W	10-0
Omaha Bryan	W	14-0

OMAHA MARIAN Crusaders | Royal Blue/White | 17-9

Superintendent: Patrick Slattery
Principal: Susie Sullivan
Athletic Director: Rochelle Rohlfs
NSAA Enrollment: 1064
Conference: Metro
Head Coach: Chad Perkins
Assistant Coaches: Aaron Groff, Shannon Daly, Chad Marshall, Jen Novotny
State Tournament Appearances: 12
Most Recent State Tournament: 2015
State Championship Years: A/2015
Runner-up: A/2014



No.	Name	GR	POS	BA	AB	H	R	RBI	HR	W-L	ERA
1	Emma Morford	12	Util	.300	10	3	9	2	0		
2	Tara O'Brien	11	OF	.667	3	2	13	1	0		
3	Megan Lawson	9	Util	.000	3	0	10	0	0		
4	Katherine Harris	10	INF	.357	14	5	6	4	0		
5	Camryn Gregor	11	3B	.262	65	17	12	13	0		
6	Emma Raabe	11	C	.560	75	42	9	26	7		
7	Abby Hayes	10	INF	.000	3	0	0	1	0		
8	Quinn Ruff	10	P	.353	17	6	0	4	0	8-0	0.583
9	Olivia Rudloff	10	Util	.333	3	1	0	1	0		
10	Tara Wanser	12	SS	.440	75	33	18	21	2		
11	Morgan Hobbs	12	RF	.303	76	23	13	8	0		
12	Kelly Gehring	12	CF	,418	67	28	21	12	0		
13	Avery Ost	11	Util	.333	6	2	2	4	1		
14	Claire Devereaux	12	P	.245	53	13	2	8	2	9-9	3.226
15	Rachel Walet	12	OF	.250	8	2	8	0	0		
17	Tory Villotta	9	1B	.429	77	33	20	18	3		
18	Brooklyn Linderman	12	2B	.342	76	26	17	16	3		
19	Annabelle Newcomer	9	P	.333	3	1	2	0	0	0-0	3.500
20	Melissa Geis	12	LF	.346	81	28	12	15	1		

Season Record 17-9

Omaha Central	W	13-0
Millard West	L	3-4
Papillion-LaVista South	W	8-0
Papillion-LaVista	L	2-7
Bellevue East	W	5-1
Millard North	L	1-6
Norfolk	W	3-2
Kearney	L	1-9
Lincoln Southwest	L	4-5
Omaha Bryan	W	12-0
Millard North	L	6-7
Omaha Northwest	W	16-2
Omaha Burke	W	9-2
Millard South	W	6-3
Grand Island	W	5-2
Fremont	W	8-0
Millard South	L	4-7
Millard West	L	0-3
Papillion-LaVista South	W	15-10
Lincoln East	W	4-3
Bellevue West	W	6-1
Papillion-LaVista	L	2-4
Lincoln Northeast	W	16-1
Lincoln East	W	5-2
Lincoln East	W	8-7
Lincoln Northeast	W	14-0

HASTINGS PUBLIC SCHOOLS

Assuring the essential.
Expanding the possible.

BOARD OF EDUCATION

Jim Boeve, President
John Bonham
Brent Gollner
Tracey Katzberg
Jessica Meeske
Brady Rhodes
Laura Schneider
Corey Stutte
Becky Sullivan

ADMINISTRATION

Craig Kautz, Superintendent
Chad Dumas, Director of Learning
Donna Moss, Director of Student Services
Montessa Muñoz, Director of Learning and Support
Trent Kelly, Director of Technology and Operations
Jeff Schneider, Director of Finance and Operations
Tom Szlanda, Principal
Rick Ripperger, Assistant Principal
Brian Laux, Assistant Principal
Tracy Douglas, Activities Director

Congratulations to all of the participating teams and their fans! You can be proud of what you have accomplished.

Hastings Public Schools welcomes you, and we commit ourselves to doing whatever it takes to assure you a great tournament experience.

Proud sponsor of the State Softball Tournament!

RUNZA

Three Hastings locations:

126 N Elm • 2101 W 2nd
2900 Osborne Dr East

Runza® Sandwiches • Legendary Burgers

Congratulations teams on making it to the High School State Softball Tournament

The community of Hastings welcomes you and your families!

Hastings Area Chamber of Commerce
301 South Burlington, Hastings, NE 68901

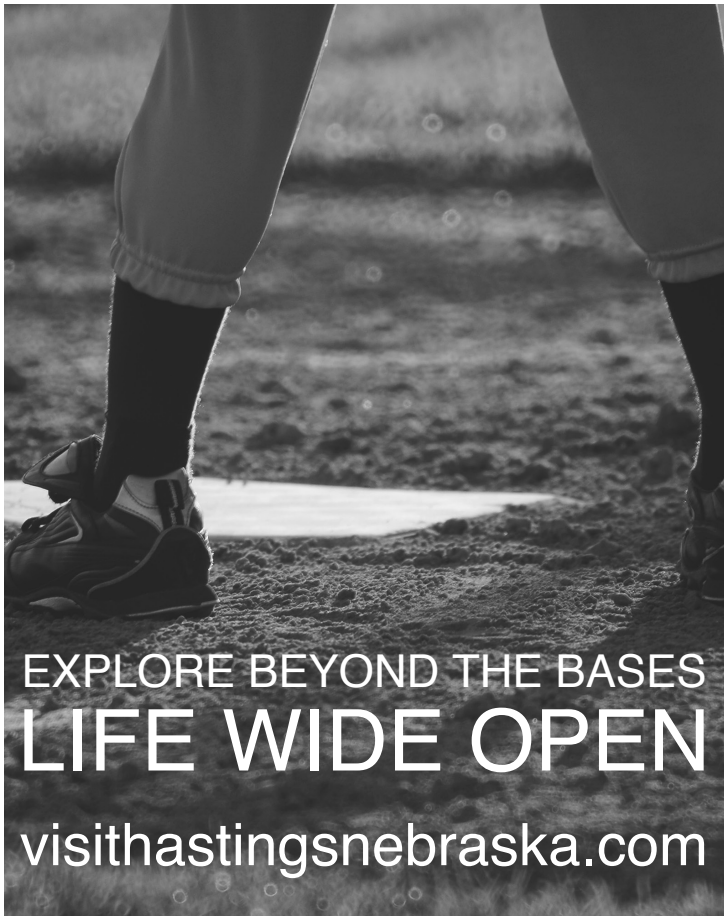

CLASS B

NSAA SOFTBALL BRACKET

Game 1 • Field 1 • Oct. 12 • 9:00 am

#1
Elkhorn South
Storm (27-2) 46.0000
vs.
#8
Elkhorn
Antlers (20-7) 43.5185

Game 2 • Field 4 • Oct. 12 • 9:00 am

#4
Gretna
Dragons (26-4) 44.8000
vs.
#5
Lincoln Pius X
Thunderbolts (20-8) 44.7143

Game 3 • Field 3 • Oct. 12 • 9:00 am

#3
York
Dukes (29-4) 45.3030
vs.
#6
North Platte
Bulldogs (23-9) 44.3438

Game 4 • Field 2 • Oct. 12 • 9:00 am

#2
Hastings
Tigers (30-4) 45.3824
vs.
#7
Wayne
Blue Devils (27-4) 43.6452

Game 5 • Field 2 • Oct. 12 • 4:30 pm

Winner Game 1 vs. Winner Game 2

Game 6 • Field 1 • Oct. 12 • 4:30 pm

Winner Game 3 vs. Winner Game 4

Game 7 • Field 1 • Oct. 13 • 9:00 am

Loser Game 1 vs. Loser Game 2

Game 8 • Field 2 • Oct. 13 • 9:00 am

Loser Game 3 vs. Loser Game 4

Game 9 • Field 1 • Oct. 13 • 11:30 am

Loser Game 6 vs. Winner Game 7

Game 10 • Field 2 • Oct. 13 • 11:30 am

Winner Game 8 vs. Loser Game 5

Game 11 • Field 3 • Oct. 13 • 4:30 pm

Winner Game 5 vs. Winner Game 6

Game 12 • Field 4 • Oct. 13 • 4:30 pm

Winner Game 9 vs. Winner Game 10

Game 13 • Field 2 • Oct. 14 • 11:30 am

Winner Game 12 vs. Loser Game 11

Championship
Game 14 • Field 2 • Oct. 14 • 2:00 pm

Winner Game 11 vs. Winner Game 13

Game 15 • Field 2 • Oct. 14

If Needed – 30 minutes after conclusion of Game 14

ELKHORN SOUTH Storm | Navy Blue & Vegas Gold | 27-2

Superintendent: Steve Baker
Principal: Mark Kalvoda
Athletic Director: Roger Ortmeier
NSAA Enrollment: 886
Conference: Eastern Midlands Conference
Head Coach: Terry Graver
Assistant Coaches: Liz Line, Kayla Hansen and Erin Hullinger
State Tournament Appearances: 4
Most Recent State Tournament: 2015
Runner-up: B/2014, B/2015



No.	Name	GR	POS	BA	AB	H	R	RBI	HR	W-L	ERA
1	Jillian Weidner	12	OF	.120	25	3	3	3	0		
2	Siera Costello	10	CF	.000	1	0	43	0	0		
4	Lindley Daubert	12	SS	.309	68	21	23	14	0		
5	Andria Hays	12	LF	.371	35	13	10	5	0		
7	Kassandra Gibbons	11	CF	.306	36	11	18	4	0		
8	Hannah Sederburg	12	3B	.506	79	40	23	34	5		
11	Morgan Ethen	10	OF	.143	7	1	3	1	0		
13	Olivia Ferrell	12	P	.400	90	36	21	28	6	14-2	1.12
15	Molly Sindelar	11	1B	.378	82	31	26	28	3		
16	Taylor Knight	11	P	.319	72	23	14	18	3	13-0	0.86
18	Alicia Perrien	12	OF	.432	74	32	20	25	4		
19	Morgan Nixon	11	C	.420	88	37	4	29	1		
21	Alyssa Annan	11	INF	.000	2	0	2	0	0		
23	Kaylee Partridge	10	SS	.000	0	0	0	1	0		
24	Alexa Daubert	11	2B	.000	0	0	3	0	0		
25	Claire Rannells-Madsen	11	C	.000	0	0	0	0	0		
27	McKenna Becker	11	2B	.407	86	35	29	20	1		

Season Record 27-2

Bellevue West	W	13-2
Lincoln East	W	11-3
Lincoln North Star	W	8-0
Papillion-LaVista South	W	11-0
Elkhorn	W	4-0
Columbus	W	11-2
Grand Island	W	8-0
DC West/Concordia	W	11-1
Waverly	W	4-3
Bennington	L	2-3
Bellevue West	W	4-1
Millard North	L	1-5
Grand Island	W	8-0
Nebraska City	W	5-0
Plattsmouth	W	11-1
Crete	W	3-0
Norris	W	10-3
Gretna	W	5-2
Lincoln East	W	7-3
Bishop Neumann	W	7-0
Milford	W	10-0
Blair	W	9-0
Omaha Skutt Catholic	W	3-2
Nebraska City	W	10-0
Blair	W	10-0
Waverly	W	9-2
Bennington	W	9-0
Blair	W	12-0
Elkhorn	W	6-3

ELKHORN Antlers | Red/White | 20-7

Superintendent: Steve Baker
Principal: Dan Radicia
Athletic Director: Mark King
NSAA Enrollment: 730
Conference: Eastern Midlands
Head Coach: Brad Beard
Assistant Coaches: Allen Schutte, Tim Peterson
State Tournament Appearances: 14
Most Recent State Tournament: 2014
State Championship Years: B/2004, B/2005, B/2006, B/2007, B/2014
Runner-up: B/2000, B/2001, B/2012



No.	Name	GR	POS	BA	AB	H	R	RBI	HR	W-L	ERA
1	Cassidy Coltvet	10	C	.333	6	2	11	2	0		
2	Paige Renner	12	P	.314	70	22	8	9	1	13-5	1.91
4	Aspen Auel	11	INF	.500	2	1	0	0	0		
5	Delaney Smith	10	SS	.375	72	27	17	24	3		
6	Claire Wichman	11	LF	.463	80	37	30	13	0		
7	Emily Riley	11	1B	.205	44	9	9	7	1		
9	Sydney Shotbolt	11	P	.000	1	0	0	0	0	0-0	4.67
10	Rachel Klassen	11	RF	.364	55	20	19	6	0		
12	Kylie Hagge	11	1B	.500	2	1	6	0	0		
13	Tylan Murphy	12	3B	.196	56	11	11	6	1		
17	Kayden Archibeque	11	OF	.408	71	29	12	14	0		
19	Kaylen Anderson	12	INF	.239	46	11	11	11	2		
20	Sydney Nuismer	9	P	.667	3	2	0	3	0	7-0	0.93
21	Emmersen Uitts	12	C	.415	65	27	10	27	9		
23	Kaylee Schutte	12	2B	.380	79	30	16	19	0		
29	Payton Cooley	9	INF	.000	0	0	1	0	0		
31	Rachel Bruner	10	INF	.000	0	0	0	0	0		
34	Jadyn Hunt	10	OF	.000	0	0	0	0	0		

Season Record 20-7

Elkhorn South	L	0-4
Kearney	W	3-2
Lincoln Northeast	W	12-2
Crete	W	6-5
Gretna	L	1-2
Plattsmouth	W	11-0
Hastings	L	1-2
Ralston	W	8-4
Bennington	W	4-0
Norfolk	W	8-0
Beatrice	W	8-1
Columbus	W	5-1
Blair	W	8-6
Omaha Mercy/Brownell Talbot	W	13-0
Conestoga	W	11-0
Malcolm	W	5-3
Norfolk	W	4-0
Nebraska City	W	11-0
Norris	L	2-5
Waverly	W	4-1
Ralston	W	9-0
Blair	L	3-6
Omaha Mercy/Brownell Talbot	W	11-0
Blair	W	5-2
Omaha Mercy/Brownell Talbot	W	8-0
Blair	L	1-3
Elkhorn South	L	3-6

GRETNA Dragons | Green/White/Gold | 26-4

Superintendent: Dr. Kevin Riley
Principal: Roger Miller
Athletic Director: Chad Jepsen
NSAA Enrollment: 788
Conference: Eastern Midlands
Head Coach: Bill Heard
Assistant Coaches: Jake Jadlowski, Bill Jadlowski, Todd Mills, Channon Oseka, Tara Higgins
State Tournament Appearances: 6
Most Recent State Tournament: 2015
State Championship Years: B/2015



No.	Name	GR	POS	BA	AB	H	R	RBI	HR	W-L	ERA
1	Alexa Sedlak	12	3B	.512	80	41	32	28	7		
2	Olivia Leathers	11	OF	.318	22	7	13	8	0		
3	Sammi Yates	11	OF	.500	2	1	7	2	0		
4	Brooke Smith	12	CF	.262	61	16	10	7	0	1-0	2.19
5	Taylor Stamm	10	INF	.000	1	0	5	0	0		
6	Bri Leuck	12	1B	.292	65	19	9	19	3		
8	Maeya Gydesen	9	C	.000	1	0	0	0	0		
9	Jayden Wood	12	RF	.381	21	8	8	2	0		
10	Kamryn Horner	12	1B	.444	18	8	10	5	0		
12	Lexi Burkhardt	11	P	.367	79	29	4	30	4	18-3	1.50
13	Allison Kibby	11	OF	1.000	3	3	10	1	0		
15	Regan Kirby	12	LF	.397	73	29	23	16	0		
16	Jordan Foss	11	P	.333	3	1	2	2	0	4-0	.540
17	Ady Watts	11	C	.357	56	20	6	19	4		
18	Brooke Andrews	10	2B	.407	86	35	32	26	8		
19	Emily Reid	10	C	.500	6	3	3	5	0		
21	Shanie Brichacek	11	DP	.339	62	21	7	8	2		
22	Carissa Wilson	12	OF	.167	6	1	3	1	0		
23	Creighton Taylor	10	OF	.500	4	2	20	0	0		
26	Billie Andrews	9	SS	.398	98	39	37	37	13		

Season Record 26-4

Omaha Skutt Catholic	W	12-1
Nebraska City	W	18-2
Conestoga	W	9-1
Milford	W	9-1
Norris	W	5-3
Blair	W	16-2
Omaha Mercy/Brownell Talbot	W	12-2
Arlington	W	8-4
Elkhorn	W	2-1
Waverly	W	10-5
Bennington	W	10-0
Blair	W	2-1
Plattsmouth	W	8-0
Fort Calhoun	W	11-1
Elkhorn South	L	2-5
McCook	W	4-1
Omaha Skutt Catholic	L	3-7
Norris	W	8-0
Omaha Westside	W	10-0
Plattsmouth	W	16-2
Nebraska City	W	9-1
Omaha Gross Catholic	W	6-2
Norris	W	10-2
Blair	L	5-6
Seward	W	3-2
Omaha Gross Catholic	W	8-3
Omaha Skutt Catholic	W	6-1
Omaha Skutt Catholic	L	2-3
Omaha Skutt Catholic	W	9-2
Ralston	W	8-1

LINCOLN PIUS X Thunderbolts | Green/Gold/White | 20-8

Superintendent: Fr. Jim Meysenburg
Principal: Tom Korta
Athletic Director: Tim Aylward
NSAA Enrollment: 956
Conference: Independent
Head Coach: Christy Kruger
Assistant Coaches: Jamie Reed, Amanda Beeson, Jess Raemakers, Jennifer Bateman
State Tournament Appearances: 5
Most Recent State Tournament: 2012
State Championship Years: B/2002, B/2012



No.	Name	GR	POS	BA	AB	H	R	RBI	HR	W-L	ERA
1	Abbie Vodicka	11	SS	0.333	90	30	22	11	2		
2	Rachael Krinke	11	C	0.111	9	1	7	3	0		
3	Mattilyn Reiling	9	Util	0.000	13	0	7	0	0		
4	Josephine Baxter	11	LF	0.290	62	18	15	13	0		
5	Amelia Jarecke	11	P	0.179	28	5	1	1	0	12-4	2.581
6	Haleigh Hoefs	11	2B	0.394	33	13	5	4	0		
7	Carlee Liesch	11	CF	0.424	99	42	17	23	0		
8	Delaney Meyer	9	Util	0.000	5	0	0	0	0		
9	Briana Lonergan	11	C	0.333	3	1	3	0	0		
10	Morgan Felber	12	C	0.446	92	41	3	25	3		
11	Chloe Barrett	10	RF	0.321	81	26	21	8	0		
12	Caroline Schieuer	10	P	0.286	7	2	0	1	0	0-0	9.333
13	Bailee Sura	10	Util	0.377	53	20	7	8	0		
14	Lynsey Tucker	10	3B	0.312	80	25	23	11	0		
15	Elise Wilhelm	10	1B	0.225	71	16	10	14	0		
16	Grace Laue	10	Util	0.000	1	0	12	0	0		
17	Kelsey Goodban	11	P	0.000	0	0	0	0	0	8-4	2.906
18	Ellie Jilek	12	1B	0.375	32	12	5	9	1		

Season Record 20-8

Lincoln Southeast	W	8-5
Lincoln Southeast	L	4-5
Hastings	W	1-0
Lincoln Southeast	W	6-3
Waverly	W	2-1
Crete	L	4-6
Grand Island	L	6-7
Millard South	L	1-4
Bellevue West	W	3-2
Lincoln Northeast	W	8-0
Kearney	L	2-7
Norris	W	11-4
Ashland-Greenwood	W	11-3
Hastings	L	1-4
Omaha Skutt Catholic	W	3-1
Norris	W	7-4
Lincoln North Star	W	11-3
Seward	W	8-1
Millard South	W	7-5
Kearney	W	5-2
Omaha Central	W	10-0
Beatrice	W	7-4
Omaha Skutt Catholic	W	6-2
Beatrice	W	7-3
Crete	W	5-0
York	L	2-5
York	L	0-9
Norris	W	12-4

YORK Dukes | Navy Blue/Vegas Gold | 29-4

Superintendent: Dr. Mike Lucas
Principal: Mitch Bartholomew
Athletic Director: Lance Smith
NSAA Enrollment: 309
Conference: Central
Head Coach: Danyel Seevers
Assistant Coaches: Phil Seevers, Chad Mattox, Kent Meyers, Kasey Romohr, Cody Holoch
State Tournament Appearances: 5
Most Recent State Tournament: 2015
Runner-up: B/2013

No.	Name	GR	POS	BA	AB	H	R	RBI	HR	W-L	ERA
	Marissa Harcrow	11									
2	Kylee Nixon	11	C	.375	96	36	21	18	0		
6	Jenny Kadavy	12	CF	.380	100	38	24	15	0		
9	Maria McDougall	12	RF	.448	87	39	26	23	4		
10	Abbey Seevers	9	Util	.308	13	4	0	3	0		
11	Lauren Riley	11	SS	.416	101	42	41	18	3		
12	Nicole Mittman	11	2B	.242	66	16	19	13	2		
13	Tayte Hansen	12	3B	.289	45	13	7	6	0	6-0	0.47
14	Carsyn Zumpfe	11	LF	.345	84	29	22	35	7		
15	Karlee Seevers	11	P	.459	98	45	10	42	4	23-4	0.80
16	Emma Ziemba	9	INF	.000	0	0	0	0	0		
18	Alexis Linder	9	INF	.000	1	0	19	0	0		
25	Kortnie Sheppard	12	1B	.298	84	25	8	17	3		
27	Hannah Norquest	10	Util	.125	8	1	7	0	0		
28	Bailey Robinson	9	INF	.000	0	0	0	0	0		
35	Morgan Peterson	10	Util	.304	46	14	12	13	2		

Season Record 29-4

Blair	W	6-4
GICC	W	2-0
O'Neill	W	10-0
Aurora	W	10-0
Seward	W	10-0
Fairbury	W	1-0
Hastings	L	1-2
Aurora	W	15-0
Beatrice	W	9-1
Centennial	W	8-0
Adams Central	W	5-0
Omaha Duchesne Academy	W	9-1
Boone Central/Newman Grove	W	8-0
Twin River	W	1-0
Northwest	W	12-0
Holdrege	W	8-2
Polk County	W	11-0
Omaha Skutt Catholic	W	7-4
Hastings	L	4-6
McCook	W	13-2
Wahoo	W	6-0
GICC	W	2-0
Seward	L	0-1
Fairbury	W	10-0
Central City	W	2-0
St. Paul	W	8-0
Aurora	W	13-0
Crete	L	3-5
Seward	W	1-0
Crete	W	4-1
Waverly	W	3-0
Lincoln Pius X	W	5-2
Lincoln Pius X	W	9-0

NORTH PLATTE Bulldogs | Royal Blue/Gold | 23-9

Superintendent: Ron Hanson
Principal: James Ayres
Athletic Director: Marc Mroczek
NSAA Enrollment: 900
Conference: Greater Nebraska
Head Coach: Jeff Barner
Assistant Coaches: Adam Sterup, Tiffany Letourneau, Taryn Oliver, Destri Millsap-Trainer
State Tournament Appearances: 11
Most Recent State Tournament: 2015
Runner-up: A/1997

No.	Name	GR	POS	BA	AB	H	R	RBI	HR	W-L	ERA
1	Abby Jones	12	OF	.337	86	29	22	7	0		
2	Jaylen Schledewitz	9	Util	.500	2	1	2	0	0		
4	Tea Guerra	12	OF	.277	65	18	9	4	0		
5	Cassidy Ratliff	9	Util	.500	2	1	5	0	0		
8	Alecea Hongsermeier	10	OF	.333	3	1	20	1	0		
10	Chole Kreber	10	Util	.216	37	8	11	2	0		
12	Haylee Veith	10	Util	0	8	0	0	2	0		
15	Maddi Custer	11	3B	.146	21	3	3	1	0		
16	Jayda Paul	11	SS	.327	101	33	25	23	1		
18	Hallei Morales	12	1B	.267	90	24	8	14	2		
22	Taylar Coleman	11	P	.381	105	40	12	47	12	23-8	1.518
23	Willow Chitty	12	2B	.363	91	33	34	11	1		
25	Kylie Engleman	12	C	.343	102	35	8	25	7		
26	Emily Ady	10	OF	.269	78	21	16	1	0	0-0	13.364
27	Karsyn Buttler	10	OF	.253	83	21	11	11	1		
28	Taylor Chitty	9	OF	0	0	0	3	0	0		
29	Samantha Uppal	9	Util	0	0	0	0	0	0		
30	Sami Sonneman	9	Util	0	0	0	1	0	0		
33	Courtney Becker	9	OF	0	1	0	7	0	0		

Season Record 23-9

Adams Central	W	10-1
Beatrice	W	13-1
Norris	L	4-5
Omaha Gross Catholic	W	3-2
Omaha Skutt Catholic	W	3-0
Lincoln East	L	5-7
Beatrice	L	0-1
Malcolm	W	4-3
Lexington	W	9-3
Lincoln East	L	3-7
Hastings	W	4-1
Chadron	W	10-4
Gothenburg	W	9-1
Grand Island	L	0-9
Grand Island	W	8-0
Lincoln Southeast	W	8-7
Lincoln Southeast	W	5-4
Kearney	L	10-13
Kearney	L	7-10
Alliance	W	7-4
Gering	W	11-3
Ralston	W	6-2
McCook	L	1-3
Cozad	W	5-4
McCook	W	7-2
Gothenburg	W	4-1
Norfolk	W	5-0
Hastings	L	1-12
Columbus	W	7-0
Gering	W	10-0
Gothenburg	W	9-1
Gothenburg	W	9-1

HASTINGS Tigers | Orange/Black | 30-4

Superintendent: Craig Kautz
Principal: Thomas Szlanda
Athletic Director: Tracy Douglas
NSAA Enrollment: 763
Conference: Greater Nebraska
Head Coach: Pete Theoharis
Assistant Coaches: Tom Johnsen, Ashley Speak
State Tournament Appearances: 6
Most Recent State Tournament: 2015

No.	Name	GR	POS	BA	AB	H	R	RBI	HR	W-L	ERA
3	Kennedy Mccoy	11	OF	.367	60	22	18	16	1		
4	Markki Frazier	12	2B/OF	.411	73	30	26	12	0		
5	Elle Douglas	9	P/INF	.000	2	0	19	0	0		
6	Ellie Mccoy	9	P/2B	.505	105	53	49	23	4	2-0	2.50
7	Erin Hunt	10	1B/OF	.289	83	24	16	18	0		
8	Tasia Theoharis	11	OF	.120	25	3	3	2	0		
9	Julia Reimer	11	C/3B	.379	95	36	32	25	2		
10	Tatiem Bender	11	SS	.364	107	39	34	35	8		
12	Kelsie Kohl	9	OF	.156	32	5	9	5	0		
13	Kaitlyn Sanchez	12	C	.000	3	0	3	0	0		
15	Olivia Douglas	11	P/3B	.524	103	54	13	48	6	28-4	1.67
16	Ella Hatch	9	OF	.000	0	0	3	0	0		
17	Jenna Garver	12	C/INF	.270	89	24	13	18	1		
24	Jennifer Boeve	11	1B/OF	.448	105	47	28	30	1		
30	Kendra Quiroz	12	OF	1.000	1	1	2	0	0		

Season Record 30-4

Minden	W	18-0
Grand Island	W	5-4
Grand Island	W	12-7
Lincoln Southeast	W	7-0
Waverly	L	3-4
Lincoln Pius X	L	0-1
York	W	2-1
North Platte	L	1-4
Kearney	W	5-3
Elkhorn	W	2-1
Ralston	W	5-4
Northwest	W	11-5
Northwest	W	11-0
Cozad	W	7-1
Aurora	W	12-0
Holdrege	W	11-0
Adams Central	W	8-0
McCook	W	13-0
Adams Central	W	13-0
Lincoln Pius X	W	4-1
Seward	W	4-3
York	W	6-4
Centennial	W	12-0
Nebraska City	W	15-3
Bennington	W	15-3
GICC	W	5-0
Aurora	W	10-0
Lexington	W	10-0
Kearney	L	2-7
North Platte	W	12-1
Scottsbluff	W	11-1
Northwest	W	4-2
GICC	W	9-6
GICC	W	6-1

WAYNE Blue Devils | Blue/White | 27-4

Superintendent: Mark Lenihan
Principal: Mark Hanson
Athletic Director: Rocky Ruhl
NSAA Enrollment: 218
Conference: Mid-State
Head Coach: Rob Sweetland
Assistant Coaches: Rich Rethwisch, Kevin Hill
State Tournament Appearances: 14
Most Recent State Tournament: 2015
State Championship Years: C/2003, C/2004
Runner-up: C/2007, C/2009, C/2013



No.	Name	GR	POS	BA	AB	H	R	RBI	HR	W-L	ERA
1	Maysn Dorey	10	INF	.250	4	1	12	0	0		
2	Ashten Gibson	12	P	.397	68	27	28	19	0	8-1	3.63
3	Jamie Gamble	11	1B	.337	83	28	31	19	0		
4	Kayla Fleming	9	INF	.600	5	3	8	2	0		
5	Taylor Gamble	12	SS	.182	11	2	3	1	0		
6	Kiara Hochstein	12	CF	.386	83	32	42	22	0		
7	Allison Claussen	10	INF	.167	6	1	1	2	0		
8	Abigail Ankeny	10	OF	.417	12	5	6	11	1		
10	Victoria Kniesche	9	P	.216	37	8	7	13	1	3-1	1.29
11	Vivianne Kniesche	10	C	.378	90	34	24	35	3		
12	Josie Thompson	10	INF	.000	3	0	13	1	0		
13	Hannah Belt	12	P	.125	40	5	0	10	0	16-2	2.23
14	Darrian Hewitt	10	OF	.333	3	1	2	0	0		
18	Kennedy Maly	11	LF	.410	100	41	32	33	5		
23	Avianna Jones-Doring	10	OF	.333	3	1	0	0	0		
24	Kortney Keller	12	3B	.321	78	25	15	33	3		
32	Sidney Biggerstaff	10	C	.372	86	32	25	33	1		
33	Jenna Trenhaile	11	RF	.466	88	41	50	26	3		

Season Record 27-4

Blair	L	4-8
Twin River	W	5-2
Highway 91	W	13-2
Ord	W	15-0
O'Neill	W	8-0
Ralston	L	9-10
Wahoo	W	6-3
Fremont	L	5-6
Highway 91	W	8-0
Columbus Lakeview	W	14-4
Tekamah-Herman	W	7-2
Omaha Mercy/Brownell Talbot	W	8-0
Bishop Neumann	W	1-0
Schuyler	W	14-0
West Point-Beemer	W	15-0
Schuyler	W	14-0
Boone Central/Newman Grove	W	12-0
Pierce	W	12-0
Columbus	W	8-6
Wisner-Pilger	W	5-4
Logan View/Scribner-Snyder	W	17-0
Guardian Angels Central Catholic	W	7-2
Guardian Angels Central Catholic	W	15-0
Guardian Angels Central Catholic	W	18-6
Pierce	W	12-2
South Sioux City	W	13-1
Columbus Lakeview	W	10-1
Columbus Lakeview	W	10-0
Wahoo	L	4-8
Wahoo	W	6-5
Wahoo	W	4-3

Little Caesars®

Thank you to Little Caesars For Donating Pizza for the State Tournament Qualifying Teams

HOT-N-Ready
ALL DAY - EVERY DAY

LARGE PIZZA $6
Pepperoni, Beef or Cheese

HASTINGS
314 N. Burlington Avenue
402-462-5220

Local Refreshment!

Pepsi Cola Bottling Co. is Hastings' full-line beverage solution. From coffee and water to sodas and sports drinks, we satisfy every thirst. Our fountain and vending service covers ten counties, and we specialize in special events!

PEPSI COLA BOTTLING CO.
3800 Osborne Drive East
Hastings, NE 68902

402-462-8131

Eileen's COLOSSAL COOKIES®

730 West 2nd
Downtown Hastings
402-462-2572

2418 N. Webb Road
Webb Plaza - Grand Island
308-382-0462

224 W. 42nd Street
Kearney
308-237-4000

www.eileenscookies.com

SUBWAY
eat fresh.

2016 NJCAA Region IX CHAMPS!

Are you interested in becoming a part of Storm Softball?
Contact Bob at 402-646-5552, 402-228-8235, or rginsburg@southeast.edu
www.southeast.edu/WomensSoftball

CALLAM
SPORTS PHOTOGRAPHY

Your Source for NSAA Championship Images!

Digital Images for action and awards
Action, Awards Ceremony, and Team prints
Photo Collages, Panels and more!

view your images at:
www.callamsportsphoto.com

CLASS C

NSAA SOFTBALL BRACKET

Game 1 • Field 1 • Oct. 12 • 11:30 am

#1
Cozad
Haymakers (23-6) 44.3793
vs.
#8
Auburn
Bulldogs (20-15) 41.0286

Game 2 • Field 4 • Oct. 12 • 11:30 am

#4
Twin River
Titans (28-6) 43.4118
vs.
#5
Guardian Angels Cent. Cath.
Bluejays (22-9) 43.0645

Game 3 • Field 3 • Oct. 12 • 11:30 am

#3
Raymond Central
Mustangs (28-7) 43.7714
vs.
#6
Central City
Bison (23-8) 43.0323

Game 4 • Field 2 • Oct. 12 • 11:30 am

#2
Malcolm
Clippers (28-5) 44.0303
vs.
#7
Bishop Neumann
Cavaliers (21-10) 42.3871

Game 5 • Field 3 • Oct. 12 • 4:30 pm

Winner Game 1 vs. Winner Game 2

Game 6 • Field 4 • Oct. 12 • 4:30 pm

Winner Game 3 vs. Winner Game 4

Game 7 • Field 3 • Oct. 13 • 9:00 am

Loser Game 1 vs. Loser Game 2

Game 8 • Field 4 • Oct. 13 • 9:00 am

Loser Game 3 vs. Loser Game 4

Game 9 • Field 2 • Oct. 13 • 2:00 pm

Loser Game 6 vs. Winner Game 7

Game 10 • Field 1 • Oct. 13 • 2:00 pm

Winner Game 8 vs. Loser Game 5

Game 11 • Field 1 • Oct. 13 • 4:30 pm

Winner Game 5 vs. Winner Game 6

Game 12 • Field 2 • Oct. 13 • 4:30 pm

Winner Game 9 vs. Winner Game 10

Game 13 • Field 4 • Oct. 14 • 11:30 am

Winner Game 12 vs. Loser Game 11

Championship
Game 14 • Field 4 • Oct. 14 • 2:00 pm

Winner Game 11 vs. Winner Game 13

Game 15 • Field 4 • Oct. 14

If Needed – 30 minutes after conclusion of Game 14

COZAD Haymakers | Red/Black | 23-6

Superintendent: Joel Applegate
Principal: Bill Beckenhauer
Athletic Director: Cory Spotanski
NSAA Enrollment: 212
Conference: Southwest
Head Coach: HaLea Messersmith
Assistant Coaches: Kent Bartlett, Erin Horse
State Tournament Appearances: 13
Most Recent State Tournament: 2015
State Championship Years: C/2001, C/2002
Runner-up: B/1999

No.	Name	GR	POS	BA	AB	H	R	RBI	HR	W-L	ERA
1	Haley Cargill	9	Util	0	0	0	0	0	0		
3	Samantha Crick	12	1B	.284	88	25	28	20	0	5-0	.318
4	Emilia Carlos	12	RF	.068	44	3	15	5	0		
5	Alison Arndt	12	P	.355	93	33	8	36	5	16-6	1.531
6	Taylor Hoff	10	Util	0	0	0	5	0	0		
7	Brenna Dugan	10	2B	.364	88	32	30	23	0		
8	Alynne Myer	12	C	.364	77	28	26	24	3		
9	Alyssa Schneider	12	CF	.265	83	22	24	13	2		
10	Jercey Irish	9	LF	.169	71	12	22	7	0		
12	Sarah Yocom	12	SS	.538	106	57	48	47	12		
14	Tatum Sassali	9	1B	0	1	0	0	0	0		
15	Hailey Wilson	9	Util	0	0	0	13	0	0		
16	Meghan Phaby	9	Util	0	0	0	0	0	0		
17	Chloe Lundgren	11	3B	.256	39	10	11	10	1		
19	Grace Cargill	10	INF	.270	63	17	11	17	3	2-0	1.400
25	Elizabeth Stallbaumer	11	1B	.273	11	3	3	4	0		

Season Record 23-6

Gothenburg	W	10-2
Adams Central	W	4-3
McCook	L	6-13
Minden	W	12-2
McCook	L	4-5
Minden	W	20-0
Adams Central	W	5-1
Hastings	L	1-7
Aurora	W	6-5
Holdrege	W	9-1
Central City	L	2-7
GICC	W	13-4
Arlington	W	12-1
Ord	W	10-2
Lexington	W	13-12
Northwest	W	5-4
Holdrege	W	10-2
Chase County	W	10-3
North Platte	L	4-5
Scottsbluff	W	11-0
Centennial	W	8-0
Southern	W	10-2
Gothenburg	W	10-4
Auburn	W	9-0
Platteview	W	11-2
Malcolm	L	0-9
Chase County	W	10-0
Chadron	W	13-0
Southern Valley/Alma	W	8-0

AUBURN Bulldogs | Red/White | 20-15

Superintendent: Kevin Reiman
Principal: Vernon Golladay
Athletic Director: Scott Anderson
NSAA Enrollment: 173
Conference: East Central Nebraska
Head Coach: Grant Cole
Assistant Coaches: Mike Henrichs, Shanna Blazek
State Tournament Appearances: 1

No.	Name	GR	POS	BA	AB	H	R	RBI	HR	W-L	ERA
1	Courtney Clark	12	RF	.000	0	0	2	0	0		
2	Carolyn Billings	10	CF	.253	79	20	12	9	0		
4	Theresa Nichols	11	OF	.000	0	0	0	0	0		
8	Kaycee Voss	10	P	.000	4	0	1	0	0	7-4	3.08
10	Kylie Stutheit	11	2B	.371	105	39	26	10	0		
12	Bailey Arban	11	LF	.194	93	18	14	5	0		
13	Brittany Bradshaw	11	1B	.180	89	16	5	5	2		
16	Haley Clark	10	3B	.308	91	28	9	19	0		
17	Maclaine Hug	9	C	.269	52	14	3	11	0		
21	Shelby Neiman	9	INF	.138	29	4	4	3	0		
22	Meg Rieschick	11	C	.484	93	42	40	22	2		
24	Justice Maher	12	RF	.000	2	0	0	0	0		
27	Macy Rieschick	9	P	.305	95	29	21	10	0	13-11	3.53
40	Mollie Grant	10	SS	.386	101	39	24	30	5		

Season Record 20-15

Malcolm	L	0-6
Cass County Central	W	7-5
Freeman	W	6-3
Bennington	L	2-12
Southern	W	10-8
Falls City	L	5-8
Freeman	W	3-0
Bishop Neumann	W	6-2
Conestoga	L	3-4
Southern	W	3-0
Fairbury	W	3-2
Southern	W	3-0
Falls City	L	7-11
Conestoga	L	2-10
Fairbury	W	10-4
Nebraska City	L	0-9
Plattsmouth	W	5-4
Platteview	W	11-10
Omaha Mercy/Brownell Talbot	W	5-3
Syracuse	W	9-0
Conestoga	L	0-8
Freeman	L	7-8
Malcolm	L	8-19
Conestoga	L	8-9
Wilber-Clatonia	L	6-10
Cozad	L	0-9
Southern	W	6-2
Tekamah-Herman	L	1-4
Falls City	L	2-3
Cass County Central	W	5-4
Freeman	W	7-2
Falls City	W	9-8
Ashland-Greenwood	W	5-1
Conestoga	W	8-0
Falls City	W	9-3

TWIN RIVER Titans | Royal/Black/Silver | 28-6

Superintendent: Dr. John Weidner
Principal: Terry Gray
Athletic Director: Terry Gray
NSAA Enrollment: 101
Conference: East Husker
Head Coach: Renae Van Driel
Assistant Coaches: Emily Houdersheldt, Jeff Van Winkle
State Tournament Appearances: 6
Most Recent State Tournament: 2015

No.	Name	GR	POS	BA	AB	H	R	RBI	HR	W-L	ERA
1	Calista Pilakowski	12	P	.301	73	22	17	26	1	16-6	1.30
2	Erin Cook	10	OF	1.000	5	5	1	3	0		
4	Cali Shanle	11	Util	.380	100	38	35	12	0		
5	Payton Cherry	12	RF	.352	88	31	26	30	1		
6	Shyla Oberhauser	11	Util	.310	58	18	26	3	0		
7	Bailey Oberhauser	10	SS	.276	76	21	21	12	0		
11	Alexis Sliva	12	Util	.375	40	15	23	10	0		
13	Lana Hebda	10	OF	.167	6	1	0	0	0		
15	Payton Rinkol	9	Util	.000	4	0	18	1	0		
17	Irelynd Pearson	9	OF	.000	1	0	7	0	0		
18	Tiffanie Paczosa	12	LF	.237	76	18	18	18	0		
21	Maddy Rinkol	11	3B	.228	79	18	19	23	2		
24	Tera Paczosa	12	INF	.474	95	45	25	40	2	12-0	2.04
25	Halle Konz	10	INF	.000	3	0	0	1	0		
26	Hallie Ellenwood	10	1B	.000	1	0	0	0	0		
31	Shyanne Sutton	12	C	.432	88	38	33	26	1		
32	Caitlyn Van Winkle	9	Util	.500	4	2	2	0	0		

Season Record 28-6

David City East Butler	W	5-2
Schuyler	W	13-1
Wayne	L	2-5
Pierce	W	9-3
Ord	W	10-2
Wisner-Pilger	W	4-2
Logan View/Scribner-Snyder	W	11-0
Fillmore Central/Exeter-Milligan	W	10-0
Raymond Central	W	1-0
Ord	W	23-7
Aquinas Catholic	W	4-3
Polk County	W	9-1
West Point-Beemer	W	12-0
Highway 91	W	16-2
Madison/Humphrey/Lindsay	W	15-2
Logan View/Scribner-Snyder	W	10-0
York	L	0-1
Central City	W	6-3
Yutan/Mead	W	4-3
Aquinas Catholic	L	0-7
Schuyler	W	12-0
GICC	L	1-3
Pierce	W	17-7
St. Paul	W	8-3
Madison/Humphrey/Lindsay	W	11-1
Highway 91	W	9-1
Tekamah-Herman	W	4-3
Ord	W	10-0
Boone Central/Newman Grove	W	11-0
Madison/Humphrey/Lindsay	W	10-0
Fillmore Central/Exeter-Milligan	W	9-1
Central City	L	1-2
Central City	W	3-0
Central City	L	2-5

GUARDIAN ANGELS CENTRAL CATHOLIC Bluejays | Blue/White | 22-9

Principal: Kate Hagemann
Athletic Director: Gene French
NSAA Enrollment: 76
Conference: Mid-State
Head Coach: Allan Kreikemeier
Assistant Coaches: Bruce Schlecht,, Jeff Pribnow
State Tournament Appearances: 6
Most Recent State Tournament: 2015
State Championship Years: C/2014
Runner-up: C/2012

No.	Name	GR	POS	BA	AB	H	R	RBI	HR	W-L	ERA
1	Mariah Hunke	12	P	.370	81	30	33	36	1	16-5	3.66
2	Marci Franzluebbers	12	CF	.138	80	11	13	13	0		
3	Lexis Haase	11	3B	.396	91	36	39	22	1		
4	Lauren Wobken	12	SS	.554	92	51	48	41	7	4-1	6.67
5	Marissa Hunke	9	2B	.457	94	43	24	40	1	0-0	7.70
6	Josie Dvorak	10	RF	.136	66	9	13	7	0		
8	Melissa Hagedorn	9	1B	.289	76	22	12	22	0		
9	Makayla Tomka	12	LF	.197	66	13	21	8	0		
10	April Kreikemeier	9	OF	.231	13	3	3	2	0		
11	Brooke Meister	9	INF	.250	4	1	4	0	0		
12	MaKenna Rolf	9	OF	.000	4	0	0	2	0		
20	Hannah Hunke	12	C	.430	93	40	46	24	4		

Season Record 22-9

Fort Calhoun	W	6-4
Tekamah-Herman	W	14-6
Highway 91	W	14-6
Aquinas Catholic	W	11-10
Bishop Neumann	L	9-10
CCV	W	13-4
South Sioux City	W	9-2
Pierce	W	8-6
Aquinas Catholic	L	2-10
Logan View/Scribner-Snyder	W	11-0
Boone Central/Newman Grove	W	9-0
Logan View/Scribner-Snyder	L	12-14
Madison/Humphrey/Lindsay	W	12-4
Polk County	W	10-0
Aquinas Catholic	L	1-6
Yutan/Mead	W	6-5
Arlington	W	10-0
O'Neill	W	8-3
Yutan/Mead	W	14-4
Highway 91	W	7-0
Boone Central/Newman Grove	W	11-0
Bishop Neumann	L	5-8
Wayne	L	2-7
O'Neill	W	7-6
Wayne	L	0-15
Wayne	L	6-18
Pierce	W	10-3
Wisner-Pilger	L	4-5
Boone Central/Newman Grove	W	11-3
Highway 91	W	10-2
Pierce	W	9-1

RAYMOND CENTRAL Mustangs | Navy/Gold | 28-7

Superintendent: Paul Hull
Principal: Kolin Haecker
Athletic Director: Greg Wilmes
NSAA Enrollment: 155
Conference: Capitol
Head Coach: Nicole Kliment
Assistant Coaches: Casey Carriker, Brooke Scheitel
State Tournament Appearances: 4
Most Recent State Tournament: 2015

No.	Name	GR	POS	BA	AB	H	R	RBI	HR	W-L	ERA
1	Cassie Vasa	12	SS	.457	105	48	48	58	4		
2	Alex Hanson	10	C/CF	.462	104	48	32	57	7		
3	Katelyn Komenda	9	2B	.212	66	14	10	15	0		
6	Amanda Gyhra	10	RF	.371	116	43	38	17	0		
7	Cicely Potter	12	C/CF	.436	94	41	51	14	3		
8	Haley Hain	9	OF	.000	0	0	0	0	0		
9	Morgan Swartz	10	INF	.125	8	1	4	0	0		
10	Katherine Taylor	10	P/LF	.333	87	29	24	27	4	8-1	1.22
11	Hannah Pickel	11	1B	.280	100	28	26	21	0		
13	Jordan Turnwall	12	3B	.226	62	14	11	9	1	1-0	3.00
14	Nicole Nelson	10	INF	.500	2	1	2	0	0		
15	Haley Twohig	11	OF	.500	2	1	0	0	0		
16	Courtney Potter	10	P/LF	.375	112	42	35	23	3	19-6	1.88
17	Kayli Bordovsky	10	Util/DP	.253	75	19	13	10	1		
18	Kara Sydik	9	OF	.000	0	0	0	0	0		
20	Nicole Osborn	10	INF	.000	0	0	0	0	0		
22	Erica Carlson	10	INF	.000	2	0	0	0	0		

Season Record 28-7

Wahoo	W	9-1
Falls City	W	12-3
Seward	L	6-9
Wahoo	W	9-4
Yutan/Mead	W	2-0
Beatrice	W	4-2
Bennington	W	7-5
Fillmore Central/Exeter-Milligan	L	8-9
Ord	W	11-1
Twin River	L	0-1
Aquinas Catholic	W	11-0
Freeman	W	11-3
Fort Calhoun	W	11-4
Northwest	W	9-1
Fillmore Central/Exeter-Milligan	W	13-3
Friend	W	10-0
Arlington	L	5-6
Platteview	W	11-0
DC West/Concordia	W	10-1
Columbus Lakeview	W	11-1
DC West/Concordia	W	7-3
Tekamah-Herman	L	1-4
Cass County Central	W	9-5
Wisner-Pilger	W	8-1
Ashland-Greenwood	W	10-0
Milford	W	10-6
Syracuse	W	12-2
Ashland-Greenwood	W	7-1
Wahoo	W	17-1
Cass County Central	W	8-0
Syracuse	W	7-1
Wilber-Clatonia	W	8-3
Malcolm	L	9-12
Malcolm	L	4-7
Wilber-Clatonia	W	11-6

CENTRAL CITY Bison | Green/White/Gold | 23-8

Superintendent: Jeff Jensen
Principal: Shawn McDiffett
Athletic Director: Justin Anderson
NSAA Enrollment: 135
Conference: Central
Head Coach: Neely Moser
Assistant Coaches: Brandon Wright & Breann Thorberg
State Tournament Appearances: 2
Most Recent State Tournament: 2014



No.	Name	GR	POS	BA	AB	H	R	RBI	HR	W-L	ERA
1	Taylor Wagner	11	3B	.322	87	28	21	18	0		
2	Savannah Tejeda	12	OF	.000	0	0	8	0	0		
3	Cala Clouse	11	INF	.323	65	21	21	11	1		
4	Carleigh Powers	12	Util	.000	0	0	20	0	0		
5	Taylor Sheets	9	Util	.000	0	0	0	0	0		
6	Corrina Beyard	12	Util	.278	77	21	16	13	0		
7	Alexandria Gragg	12	C	.421	95	40	22	39	3		
8	Abbie Hillmer	12	SS	.419	86	36	19	18	0	1-0	2.25
10	Gabrielle Moser	9	2B	.541	98	53	41	33	4		
11	Kaylee Hostler	12	OF	.270	74	20	21	22	1		
12	Alyssa Schutz	9	OF	.250	4	1	2	1	0		
13	Leah Buller	12	OF	.298	84	25	26	14	0		
14	MacKenzie Rinkol	12	Util	.250	4	1	0	2	0		
15	Madeline Moser	12	P	.353	85	30	0	21	1	22-8	1.26
16	Brielle Schutz	9	OF	.000	0	0	0	0	0		
17	Shannon Manhart	9	Util	.000	0	0	0	0	0		
18	Blakely Jones	11	Util	.200	5	1	0	1	0		
19	Zoe Snyder	9	OF	.000	0	0	0	0	0		

Season Record 23-8

Lincoln High	W	13-3
Northwest	W	12-4
Polk County	W	10-0
Madison/Humphrey/Lindsay	W	10-0
St. Paul	W	10-0
CCV	W	8-0
Milford	W	5-0
Cozad	W	7-2
Holdrege	L	3-6
Twin River	L	3-6
Fillmore Central/Exeter-Milligan	W	8-0
Aurora	W	9-1
Northwest	L	4-9
Chase County	W	8-6
Southern Valley/Alma	W	7-0
Blue Hill	W	8-0
Ord	W	14-0
Schuyler	W	14-0
Columbus Lakeview	W	9-0
O'Neill	L	1-3
York	L	0-2
St. Paul	W	17-2
Crete	L	2-6
Seward	L	0-3
Adams Central	W	5-1
Centennial	W	6-0
Friend	W	17-0
Centennial	W	2-1
Twin River	W	2-1
Twin River	L	0-3
Twin River	W	5-2

MALCOLM Clippers | Royal Blue/White | 28-5

Superintendent: Ryan Terwilliger
Principal: Greg Adams
Athletic Director: Jack Tarr
NSAA Enrollment: 126
Conference: East Central Nebraska
Head Coach: Andrew Edwards
Assistant Coach: Marley Christian
State Tournament Appearances: 1

No.	Name	GR	POS	BA	AB	H	R	RBI	HR	W-L	ERA
1	Cassidi Cline	10	2B	.320	25	8	8	4	0		
2	Emily Sandell	9	LF	.000	0	0	3	0	0		
3	Laura Reiling	10	P	.527	110	58	42	20	0	14-2	2.25
4	Autumn Loga	11	CF	.000	0	0	0	0	0		
5	Courtney Sandell	12	SS	.586	104	61	64	25	3		
6	Bailey Virus	10	2B	.000	0	0	24	0	0		
7	Katelynn Holliday	11	P	.000	0	0	0	0	0	1-0	2.500
8	Alijah Mallula	10	RF	.000	0	0	0	0	0		
9	Mattison Hogrefe	11	1B	.411	95	39	31	48	1	4-0	2.392
10	Madisyn Warrelmann	11	RF	.276	87	24	25	27	4		
11	Haylee Bridges	11	3B	.207	87	18	20	16	1		
12	Kylie DeBaets	11	CF	.473	91	43	37	33	2		
13	Anna Schroeder	9	P	.000	0	0	0	0	0	0-0	5.250
14	Mikayla Brady	12	LF	.290	86	25	25	21	0		
15	Taylor Glause	9	RF	.000	0	0	0	0	0		
16	Hailey Wessel	9	P	.000	1	0	0	0	0		
17	Rayce Anderson	9	C	.000	0	0	0	0	0		
18	MacKenna Witte	10	DP	.430	86	37	31	40	1		
19	Halie Rohe	11	C	.318	85	27	6	28	1		

Season Record 28-5

Auburn	W	6-0
North Bend Central	W	13-0
Madison/Humphrey/Lindsay	W	10-0
Lincoln East	L	6-8
Beatrice	L	2-13
North Platte	L	3-4
Southern	W	10-0
Milford	W	14-8
Wilber-Clatonia	W	9-3
Platteview	W	13-2
Cass County Central	W	5-2
Fort Calhoun	W	8-2
Ashland-Greenwood	W	12-4
Omaha Mercy/Brownell Talbot	W	14-2
Conestoga	L	3-4
Elkhorn	L	3-5
Freeman	W	13-2
Logan View/Scribner-Snyder	W	13-1
Yutan/Mead	W	7-0
Auburn	W	19-8
Freeman	W	8-0
Yutan/Mead	W	10-2
Schuyler	W	16-2
Conestoga	W	12-10
Cozad	W	9-0
Yutan/Mead	W	7-1
Tekamah-Herman	W	7-0
Centennial	W	13-1
David City East Butler	W	10-0
Southern	W	6-0
Fairbury	W	15-5
Raymond Central	W	12-9
Raymond Central	W	7-4

BISHOP NEUMANN Cavaliers | Scarlet/Gold/Gray | 21-10

Superintendent: Fr. Michael Morin
Principal: Fr. Jeremy Hazuka
Athletic Director: Rick Ahrens
NSAA Enrollment: 150
Conference: Centennial
Head Coach: David Brabec
Assistant Coaches: Jonella Yrkoski, Bob Sloup, Nathan Roche
State Tournament Appearances: 4
Most Recent State Tournament: 2015
Runner-up: C/2015

No.	Name	GR	POS	BA	AB	H	R	RBI	HR	W-L	ERA
5	Carlie Benes	11	CF/Util	.417	84	35	21	26	2		
12	Taylor Stuhr	10	C	.235	68	16	17	12	2		
30	Sidney Stuhr	11	1B	.362	80	29	19	22	2		
11	Megan Spicka	11	P/OF	.341	91	31	26	20	3	5-2	4.41
10	Taylor Sabatka	10	2B	.208	24	5	5	2	0		
14	Paige Sabatka	11	P/OF	.143	35	5	2	3	0		
9	Hannah Sabatka	11	SS	.288	66	19	21	6	0		
6	Catherine Ohnoutka	10	Util	.000	4	0	2	0	0		
13	Paige Maly	11	OF	.423	26	11	8	7	0		
7	Katherine Lilly	10	Util	.311	61	19	19	17	1		
23	Celia Kuhfahl	10	Util	.500	2	1	2	0	0		
28	Katlyn Kavan	10	Util	.261	23	6	2	4	0		
22	Connor Freeman	10	Util	.000	0	0	1	0	0		
1	Agnes Fairbanks	11	OF	.273	11	3	3	2	0		
4	Elizabeth Cloyed	11	Util	.000	0	0	1	0	0		
29	Hadley Chvatal	10	P/INF	.284	81	23	14	18	1	16-8	2.74
15	Molli Vasa	11	3B	.412	97	40	34	22	4		

Season Record 21-10

Centennial	W	15-4
Fillmore Central/Exeter-Milligan	W	10-2
Aquinas Catholic	L	0-7
Wilber-Clatonia	W	4-3
West Point-Beemer	W	8-2
Tekamah-Herman	L	0-7
Guardian Angels Central Catholic	W	10-9
Fort Calhoun	L	3-5
Falls City	L	6-8
Auburn	L	2-6
Syracuse	W	8-4
Yutan/Mead	W	8-6
David City East Butler	W	7-1
David City East Butler	W	11-1
Wayne	L	0-1
North Bend Central	W	8-3
Lincoln East	L	3-11
Elkhorn South	L	0-7
Milford	L	5-7
Syracuse	W	6-1
Logan View/Scribner-Snyder	W	10-2
DC West/Concordia	W	10-9
Guardian Angels Central Catholic	W	8-5
Arlington	W	6-5
North Bend Central	W	11-2
Logan View/Scribner-Snyder	W	16-6
Wahoo	L	4-5
Logan View/Scribner-Snyder	W	14-4
Fort Calhoun	W	10-0
Tekamah-Herman	W	5-1
Arlington	W	5-2



Make smarter plays

with Schneider Electric on your team

The Nebraska School Activities Association relies on top-rated weather and real-time lightning strike alerting information from Schneider Electric weather solutions to help keep student athletes and spectators safe — at home or away.

Schneider Electric provides solutions to thousands of companies and organizations across the country to help manage their unique weather challenges that can impact safety, operational effectiveness, and profitability.

For more information on how Schneider Electric can help your team, call 1.800.610.0777 or visit our website.

www.schneider-electric.com/weather

Life Is On | Schneider Electric

STAY UP-TO-DATE ON ALL OF THE NSAA ACTION!

facebook.com/nsaahome @nsaahome @nsaahome @nsaaevents Nebraska School Activities Association

www.nsaahome.org

EMPOWERING COACHES
TO CREATE A LEGACY OF LEADERSHIP

www.ncacoach.org

nebraska coaches association

Follow us @NebraskaCoach

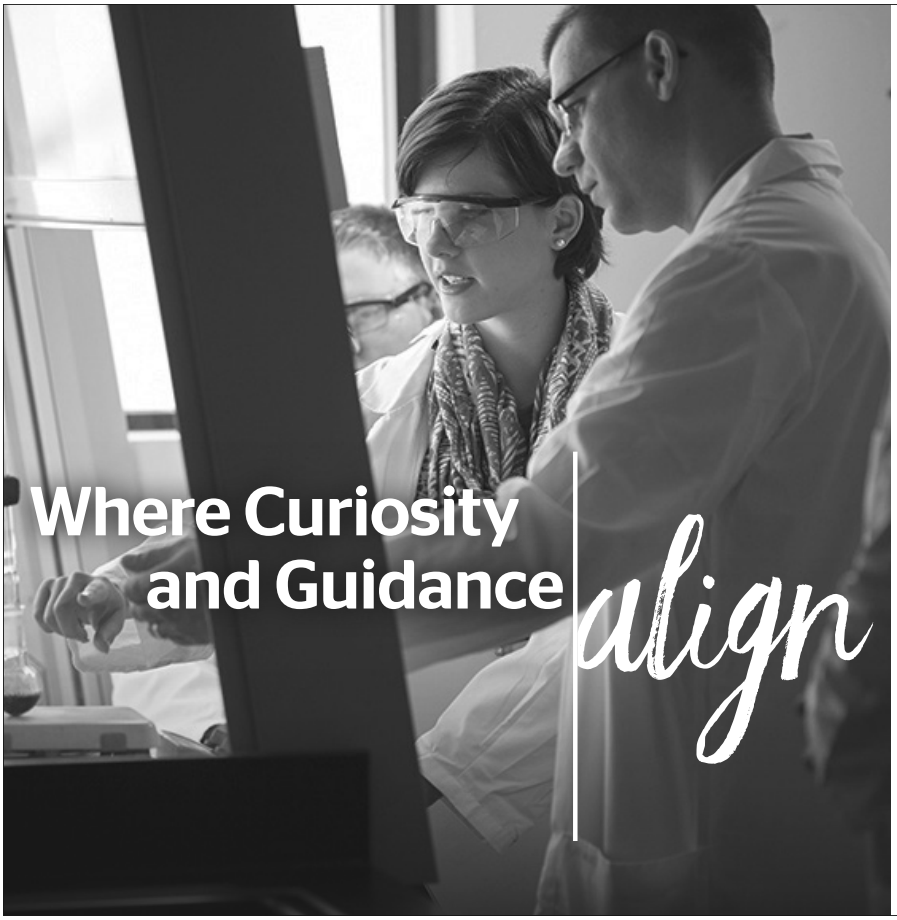

We believe education isn't about your next four years, but your next 40. It's about more than a degree or a career path, but your life path.

At Hastings, your next four years will be spent exploring the here and now on a welcoming campus filled with experienced mentors who teach, counsel, inspire, support, guide and advocate as you work to define who you are and what it is you want to do.

Because the greatest success is when what you do, and who you are, align.

HastingsCollege

SCHEDULE A VISIT AT HASTINGS.EDU/VISIT

Join a winning team.
Play for Hastings College
Broncos Softball.

- Corrin Ziepke named a 2016 2nd Team All-American
- Set school record of 37 wins in 2016
- Team tied or broke 34 school records
- Team led by Troy Baker, 2013 GPAC Coach of the Year

Hastings College

hastings.edu

PROUDLY SERVING COCA-COLA SINCE 1904
CHESTERMAN CO.
Coca-Cola
EST. 1872

A Proud Sponsor of the
Nebraska State Softball Tournament

NSAA STATE
SOFTBALL
PAST CHAMPIONS

Class A
2015-Omaha Marian (29-3) 8, Papillion-LaVista (31-6) 5
2014-Millard South (31-2) 9, Omaha Marian (27-5) 1
2013-Millard South (32-4) 13, Papillion-La Vista (34-3) 4
2012-Millard South (29-5) 12, Papillion-La Vista South (28-8) 1, (4 in,)
2011-Millard South (29-3) 6, Lincoln Southwest (39-7) 2
2010-Papillion-La Vista (28-4) 6, Millard South (25-6) 2
2009-Lincoln Southwest (37-2) 2, Lincoln North Star (34-12) 1
2008-Lincoln Southwest (34-7) 4, Papillion-La Vista (35-3) 3
2007-Papillion-La Vista (35-4) 8, Lincoln Southwest (29-12) 0 (5 in.)
2006-Papillion-La Vista (28-5) 4, Lincoln East (30-13) 1
2005-Millard South (32-4) 5, Papillion-La Vista (26-13) 0
2004-Papillion-La Vista (37-6) 3, Millard West (29-8) 0
2003-Papillion-La Vista (34-5) 4, Millard North (23-17) 0
2002-Papillion-La Vista (34-3) 6, Omaha Burke (29-7) 4
2001-Papillion-La Vista (29-8) 2, Lincoln Southeast (42-3) 1 (8 in.)
2000-Papillion-La Vista (34-4) 2, Omaha Westside (29-10) 0
1999-Papillion-La Vista (35-5) 10, Omaha Westside (26-10) 0
1998-Papillion-La Vista (40-3) 8, Millard North (24-14) 0
1997-Papillion-La Vista (39-3) 9, North Platte (34-8) 0
1996-Papillion-La Vista (37-3) 6, Millard South (35-6) 4
1995-Papillion-La Vista (34-10) 6, Ralston (30-6) 2
1994-Lincoln Southeast (32-8) 3, Millard South (22-11) 1
1993-Millard North (30-4) 10, Omaha Gross Catholic (27-4) 6

Class B
2015-Gretna (24-12) 6, Elkhorn South (27-7) 5
2014-Elkhorn (30-5) 5, Elkhorn South (28-9) 2
2013-Omaha Skutt Catholic (28-4) 2, York (36-3) 1
2012-Lincoln Pius X (27-7) 12, Elkhorn (25-9) 4, (6 in,)
2011-Omaha Skutt Catholic (29-4) 5, Beatrice (25-7) 3
2010-Blair (25-5) 2, Bennington (29-6) 1
2009-Blair (27-4) 1, Seward (25-6) 0 (8 in.)
2008-Blair (26-3) 4, Omaha Skutt Catholic (24-6) 1
2007-Elkhorn (30-1) 3, Beatrice (29-7) 2
2006-Elkhorn (30-2) 8, Ralston (20-13) 3
2005-Elkhorn (31-4) 1, Beatrice (30-4) 0
2004-Elkhorn (32-4) 1, Beatrice (31-5) 0
2003-Beatrice (29-6) 4, Ralston (27-9) 0
2002-Lincoln Pius X (29-6) 3, Beatrice (29-4) 2
2001-Beatrice (32-4) 3, Elkhorn (25-5) 0
2000-Beatrice (29-5) 2, Elkhorn (29-8) 0
1999-Ralston (27-7) 8, Cozad (24-8) 0
1998-Ralston (30-4) 5, Beatrice (23-12) 2
1997-Ralston (22-7) 3, McCook (30-7) 0

Class C
2015-Conestoga (31-3) 7, Bishop Neumann (29-7) 1
2014-Guardian Angels Central Catholic (26-8) 4, Ashland-Greenwood (20-14) 2
2013-Wahoo (29-6) 10, Wayne (29-9) 6
2012-Arlington (26-7) 8, Guardian Angels Central Catholic (26-15) 0, (5 in.)
2011-Wahoo (28-7) 10, Ashland-Greenwood (18-16) 3
2010-Wahoo (26-2) 12, Ashland-Greenwood (23-13) 4
2009-Friend (27-4) 3, Wayne (30-5) 1
2008-Yutan/Mead (28-1) 4, Bennington (27-9) 0
2007-Tekamah-Herman (29-9) 10, Wayne (27-7) 8 (12 in.)
2006-Columbus Lakeview (24-4) 7, Yutan/Mead (23-5) 5 (9 in.)
2005-Fillmore Central/Exeter-Milligan (34-1) 1, Logan View (28-8) 0
2004-Wayne (34-0) 1, Ashland-Greenwood (30-5) 0
2003-Wayne (36-2) 5, Fairbury (24-7) 2
2002-Cozad (38-6) 6, Columbus Lakeview (20-7) 3
2001-Cozad (23-5) 7, Ashland-Greenwood (14-11) 0

NSAA STATE
SOFTBALL
STATE RECORDS

TEAM CATEGORIES

Consecutive Wins: 41, Wayne, 2003-2005
Class A: 32, Papillion-La Vista, 1998-99
Class B: 30, Bennington, 2011; Wayne, 2011
Class C: 41, Wayne, 2003-2005

Most Innings Played One Game: 14, Omaha Roncalli/Ft. Calhoun vs. Omaha Gross Catholic, 2002
Class A: 13, Millard South vs. Papillion-La Vista, 1997; Omaha Westside vs. Lincoln Southeast, 2007
Class B: 14, Omaha Roncalli/Ft. Calhoun vs. Omaha Gross Catholic, 2002
Class C: 12, Wayne vs. Tekamah-Herman, 2007

Most Runs Scored-Season: 382, Lincoln Southwest, 2011
Class A: 382, Lincoln Southwest, 2011
Class B: 354, York, 2013
Class C: 319, Wayne, 2013

Most Runs Scored-Game, Both Teams: 49, Beatrice (25) vs. Lincoln East (24), 2012
Class A: 49, Lincoln East (24) vs. Beatrice (25), 2012
Class B: 49, Beatrice (25) vs. Lincoln East (24), 2012
Class C: 44, Cozad (24) vs. McCook (20), 2014

Most Runs Scored-Game, One Team: 41, Schuyler, 1993; Omaha Westside, 1993
Class A: 41, Omaha Westside, 1993
Class B: 41, Schuyler, 1993
Class C: 32, Boone Central, 2002

Most Runs Scored-Per Game Season Average: 10.27, Millard South, 2014
Class A: 10.27, Millard South, 2014
Class B: 9.69, York, 2014
Class C: 8.39, Wayne, 2013

Most Runs Scored-Inning: 24, Schuyler, 1993
Class A: 18, Grand Island, 2012; Grand Island, 2013
Class B: 24, Schuyler, 1993
Class C: 19, St. Paul, 2007; Chase County, 2013

Most Hits-Season: 511, Lincoln Southwest, 2011
Class A: 511, Lincoln Southwest, 2011
Class B: 434, Omaha Gross Catholic, 1997
Class C: 378, Cozad, 2002

Most Hits-Game: 25, Beatrice, 2012
Class A: 23, Papillion-La Vista, 1993; Lincoln East, 2012
Class B: 25, Beatrice, 2012
Class C: 23, Cozad, 2014

Most Doubles-Season: 108, Northwest, 2015
Class A: 81, Lincoln Southwest, 2011
Class B: 108, Northwest, 2015
Class C: 67, Conestoga, 2015

Most Triples-Season: 34, Beatrice, 2005
Class A: 30, Columbus, 1996
Class B: 34, Beatrice, 2005
Class C: 30, Cozad, 2002, 2011

Most Home Runs-Season: 65, Papillion-La Vista, 2014
Class A: 65, Papillion-La Vista, 2014
Class B: 29, Omaha Skutt Catholic, 2012; York, 2014
Class C: 23, Conestoga, 2015

Most Stolen Bases-Season: 206, Beatrice, 1994
Class A: 178, Papillion-La Vista, 2012
Class B: 206, Beatrice, 1994
Class C: 168, O'Neill, 2007

Most Stolen Bases-Game: 23, Cass County Central, 2012
Class A: 12, Millard South, 2004 (twice); Papillion-La Vista, 2012 & 2013
Class B: 21, Beatrice, 1998
Class C: 23, Cass County Central, 2012

Shutouts Pitched-Season: 32, Wayne, 2004
Class A: 30, Papillion-La Vista, 1997, 1998
Class B: 27, Beatrice, 2001
Class C: 32, Wayne, 2004

Consecutive Shutout Innings: 129, Wayne, 2004
Class A: 77 1/3, Papillion-La Vista, 1999
Class B: 107, Elkhorn, 2007
Class C: 129, Wayne, 2004

Fewest Runs Allowed Per Game-Season: 0.176, Wayne, 2004
Class A: 0.521, Papillion-La Vista, 1998
Class B: 0.405, Beatrice, 2001
Class C: 0.176, Wayne, 2004

Fewest Earned Runs Allowed Per Game-Season: 0.088, Wayne, 2004
Class A: 0.139, Papillion-La Vista, 1998
Class B: 0.135, Beatrice, 2001
Class C: 0.088, Wayne, 2004

Consecutive Innings No Earned Runs: 160, Papillion-La Vista, 1998-99
Class A: 160, Papillion-La Vista, 1998-99
Class B: 107, Elkhorn, 2007
Class C: 129, Wayne, 2004

Lowest ERA - Season: 0.093, Wayne, 2004
Class A: 0.147, Papillion-La Vista, 1998
Class B: 0.140, Beatrice, 2001
Class C: 0.093, Wayne, 2004

Most No-Hitters (3-inning games excluded)-Season: 18, Wayne, 2004
Class A: 14, Papillion-La Vista, 1999
Class B: 10, Beatrice, 2001; Beatrice, 2005
Class C: 18, Wayne, 2004

INDIVIDUAL CATEGORIES

Most Runs Scored-Season: 70, Liz Dike, Lincoln Southwest, 2011
Class A: 70, Liz Dike, Lincoln Southwest, 2011
Class B: 59, Teal Anderson, Adams Central, 2011
Class C: 61, Taylor Otte, Wahoo, 2013

Most Runs Scored-Game: 6, Steph Dixon, Omaha Westside, 1993; Sarah Yocom, Cozad, 2014
Class A: 6, Steph Dixon, Omaha Westside, 1993
Class B: 5, Kelly Moats, Beatrice, 1996; Erin Hortman, Beatrice, 1996; Hanah Barnard, Beatrice, 2012
Class C: 6, Sarah Yocom, Cozad, 2014

Most Runs Scored-Career: 183, Maddie Kucera, Twin River, 2014
Class A: 170, Erin Lockhart, Lincoln Southeast, 2014
Class B: 167, Teal Anderson, Adams Central, 2011
Class C: 183, Maddie Kucera, Twin River, 2014

Hits-Season: 93, Amanda Lehotak, Omaha Gross Catholic, 1997
Class A: 76, Liz Dike, Lincoln Southwest, 2011
Class B: 93, Amanda Lehotak, Omaha Gross Catholic, 1997
Class C: 80, Lindsey Anderson, Central City, 2009

Hits-Game: 7, Sarah Yocom, Cozad, 2014
Class A: 6, Lyndsey Crist, Lincoln East, 2012
Class B: 6, Chantel Adams, Beatrice, 2012; Hanah Barnard, Beatrice, 2012; Jordyn Stearns, York, 2013
Class C: 7, Sarah Yocom, Cozad, 2014

Hits-Career: 264, Bailey Dawson, Lincoln Southeast, 2004
Class A: 264, Bailey Dawson, Lincoln Southeast, 2004
Class B: 232, Amanda Lehotak, Omaha Gross Catholic, 1998
Class C: 190, Erin Love, Cozad, 2003

Consecutive Games with a Hit: 35, Amanda Lehotak, Omaha Gross Catholic, 1997
Class A: 29, Emily Klosterman, Millard West, 2014; Camille Fowler, Millard South, 2015
Class B: 35, Amanda Lehotak, Omaha Gross Catholic, 1997
Class C: 23, Erin Love, Cozad, 2003

Runs Batted In-Season: 63, Jordyn Stearns, York, 2013
Class A: 62, Courtney Schnedt, Papillion-La Vista South, 2012
Class B: 63, Jordyn Stearns, York, 2013
Class C: 57, Lauren Wobken, Guardian Angels Central Catholic, 2015

Runs Batted In-Game: 10, Nicole Warren, Papillion-La Vista South, 2011
Class A: 10, Nicole Warren, Papillion-La Vista South, 2011
Class B: 9, Jen Daro, Omaha Skutt Catholic, 2012
9, Josie Bumgardner, Adams Central, 2014
9, Kennedy Greene, Ralston, 2014
Class C: 9, Brooke Murdoch, Conestoga, 2011

Runs Batted In-Career: 200, Jordyn Stearns, York, 2015
Class A: 188, Megan May, Lincoln Southeast, 2013
Class B: 200, Jordyn Stearns, York, 2015
Class C: 162, Jenna Oberhauser, Twin River, 2015

Highest Batting Averages-Season (Must be in at least 50% of team's games): .719, Maggy Rieschick, Auburn, 2015
Class A: .620, Emily Klosterman, Millard West, 2014
Class B: .690, Alicia Armstrong, Beatrice, 2011
Class C: .719, Maggy Rieschick, Auburn, 2015

Highest Batting Averages-Career (Must play at least two years and be in 50% of team's games during career):
.557, Kaylan Jablonski, Omaha Skutt Catholic, 2013
.543, Maggy Rieschick, Auburn, 2015
.516, Erin Lockhart, Lincoln Southeast, 2014
.514, Alicia Armstrong, Beatrice, 2011
.513, Jennifer Carson, Columbus, 1997
.500, Gina Metzler, Papillion-LaVista, 2013
.506, Steffen Hooi, Omaha Central 1995
.500, Nikki Haget, Elkhorn, 2007
.499, Amanda Lehotak, Omaha Gross Catholic, 1998
.494, Madi Unzicker, Millard South, 2013
.487, Brooke Murdoch, Conestoga, 2012
.482, Cassie Humphrey, Chadron, 2005
.480, Jen Daro, Omaha Skutt Catholic, 2012
.478, Cassie Kleinsmith, Omaha Marian, 2003

.476, Niki Dosland, Elkhorn, 1995
.470, Sam Dellinger, Papillion-LaVista, 2015
.467, Kat Woolman, Lincoln Pius X, 2012
Class A: .516, Erin Lockhart, Lincoln Southeast, 2014
Class B: .557, Kaylan Jablonski, Omaha Skutt Catholic, 2013
Class C: .487, Brooke Murdoch, Conestoga, 2012

Home Runs-Season: 18, Kaitie Johnson, Kearney, 2015
Class A: 18, Kaitie Johnson, Kearney, 2015
Class B: 15, Carly Nielsen, Blair, 2010
Class C: 14, Brooke Murdoch, Conestoga, 2012

Home Runs-Game: 3, by all individuals below:
Class A: 3, Nicole Warren, Papillion-La Vista South, 2011, Jessica Rogers, Lincoln Southwest, 2014; Lyndsey Crist, Lincoln East, 2014; Kristen Van Hoosen, Millard West, 2014
Class B: 3, Jen Daro, Omaha Skutt, 2012; Alexis Grimmett, Adams Central, 2013; Tianna Hausman, Beatrice, 2014; Karli Shalon, David City/East Butler, 2014; Josie Bumgardner, Adams Central, 2014; Meg Rieschick, Auburn, 2014
Class C: 3, Taylor Cameron, Syracuse, 2007

Home Runs-Career: 37, Madi Unzicker, Millard South, 2013
Class A: 37, Madi Unzicker, Millard South, 2013
Class B: 30, Libby Knapple, Hastings, 2015
Class C: 24, Cassie Humphrey, Chadron, 2005

Doubles-Game: 4, Cassie Kleinsmith, Omaha Marian, 2002; Emily Gordon, Omaha Burke, 2003; Lia Mancuso, Omaha Central, 2011; Morgan Essman, Lincoln East, 2014
Class A: 4, Cassie Kleinsmith, Omaha Marian, 2002; Emily Gordon, Omaha Burke, 2003; Lia Mancuso, Omaha Central, 2011; Morgan Essman, Lincoln East, 2014
Class B: 3, Krista Kalkwarf, Seward, 1997; Cathy Novak, Crete, 1997; Jeana Hegeholz, Seward, 2000; Jessi Jadlowski, Ralston, 2005; Kiley Thalken, Bennington, 2009; Sydney Hames, Bennington, 2010 & 2011; Laura Roecker, Elkhorn, 2011; Bailey Foulk, Aurora, 2013; Taylor Zehendner, Grand Island CC, 2014 Emma Grenfell, York, 2014; Alexis Pedersen, Northwest, 2015
Class C: 3, Ashley Johnson, Cozad, 2002; Allison Hendrickson, Cozad, 2005; Traci Bassinger, Syracuse, 2008; Maddy Emshoff, Fillmore Central/Exeter-Milligan, 2008; Shannon Behnk, St. Paul, 2009; Kyndal Holmes, Gothenburg, 2012; Taylor Parham, Wilber-Clatonia, 2015

Doubles-Season: 23, Megan May, Lincoln Southeast, 2013
Class A: 23, Megan May, Lincoln Southeast, 2013
Class B: 21, Alex Kentner, Grand Island Central Catholic/Doniphan-Trumball, 2013
Class C: 21, Allison Hendrickson, Cozad, 2005

Doubles-Career: 62, Megan May, Lincoln Southeast, 2013
Class A: 62, Megan May, Lincoln Southeast, 2013
Class B: 59, Shelby Schrader, Northwest, 2013
Class C: 44, Allison Hendrickson, Cozad, 2005

Triples-Game: 4, Emily Gordon, Omaha Burke, 2003
Class A: 4, Emily Gordon, Omaha Burke, 2003
Class B: 3, Jenna Dell, Beatrice, 2005; Taylor Kadavy, York, 2011; Stephanie Finnegan, Cozad, 2011
Class C: 3, Jessica Dotzler, Bennington, 2002

Triples-Season: 12, Maggy Rieschick, Auburn, 2013
Class A: 11, Sara Loeffelholz, Omaha Marian, 2005
Class B: 12, Maggy Rieschick, Auburn, 2013
Class C: 11, Pook German, Cozad, 2002

Triples-Career: 28, Maggy Rieschick, Auburn, 2015
Class A: 23, Leigh Suhr, Papillion-La Vista, 1997
Class B: 28, Maggy Rieschick, Auburn, 2015
Class C: 24, Caitlin Fehringer, Wayne, 2011

Stolen Bases-Season: 80, KK Houser, Lincoln Southeast, 2008
Class A: 80, KK Houser, Lincoln Southeast, 2008
Class B: 67, Melanie Dorsey, Cozad, 2000
Class C: 45, Erin Hammons, Conestoga, 2003

Stolen Bases-Game: 8, Lindsay Harris, Beatrice, 1998; KK Houser, Lincoln Southeast, 2008
Class A: 8, KK Houser, Lincoln Southeast, 2008
Class B: 8, Lindsay Harris, Beatrice, 1998
Class C: 7, Cassie Pralle, Southern, 2001

Stolen Bases-Career: 163, KK Houser, Lincoln Southeast, 2008
Class A: 163, KK Houser, Lincoln Southeast, 2008
Class B: 153, Melanie Dorsey, Cozad, 2000
Class C: 105, Katelyn Moore, Chadron, 2005

Most Wins Pitching-Season: 37, Dana Wertz, Lincoln Southeast, 2001
Class A: 37, Dana Wertz, Lincoln Southeast, 2001
Class B: 33, Renee Lobeda, Lincoln Pius X, 2003
Class C: 34, Molly Hill, Wayne, 2003

Most Wins Pitching-Career: 115, Tammy Nielsen, Fremont, 2000
Class A: 115, Tammy Nielsen, Fremont, 2000
Class B: 87, Skylar Huls, Beatrice, 2015
Class C: 84, Molly Hill, Wayne, 2004

Consecutive Pitching Wins: 39, Molly Hill, Wayne, 2003-2004
Class A: 31, Peaches James, Papillion-La Vista, 1998-99
Class B: 25, Karlee Seevers, York, 2015
Class C: 39, Molly Hill, Wayne, 2003-2004

Most Shutouts-Season: 32, Molly Hill, Wayne, 2004
Class A: 24, Dana Wertz, Lincoln Southeast, 2002
Class B: 25, Tara Oltman, Beatrice, 2005
Class C: 32, Molly Hill, Wayne, 2004

Most Shutouts-Career: 67, Dana Wertz, Lincoln Southeast, 2002
Class A: 67, Dana Wertz, Lincoln Southeast, 2002
Class B: 55, Ashley Hagemann, Elkhorn, 2007
Class C: 65, Molly Hill, Wayne, 2004

Consecutive Shutouts: 24, Molly Hill, Wayne, 2004
Class A: 19, Peaches James, Papillion-La Vista, 1998-99
Class B: 14, Ashley Hagemann, Elkhorn, 2007
Class C: 24, Molly Hill, Wayne, 2004

Consecutive Shutout Innings: 170, Molly Hill, Wayne, 2004
Class A: 162 1/3, Peaches James, Papillion-La Vista, 1998-99
Class B: 107, Ashley Hagemann, Elkhorn, 2007
Class C: 170, Molly Hill, Wayne, 2004

Consecutive Innings No Earned Runs Allowed: 257 2/3, Peaches James, Papillion-La Vista, 1998-99
Class A: 257 2/3, Peaches James, Papillion-La Vista, 1998-99
Class B: 115, Mandy Osborn, Blair, 2006
Class C: 228, Molly Hill, Wayne, 2003-04

Lowest Earned Run Average-Season: (Must have pitched at least 30 percent of team's total innings):
0.00, Molly Hill, Wayne, 2004
0.04, Peaches James, Papillion-La Vista, 1999
0.08, Pook German, Cozad, 2001
0.11, Peaches James, Papillion-La Vista, 1998
0.16, Ashley DeBuhr, Beatrice, 2002
0.16, Tara Oltman, Beatrice, 2005
0.18, Faith Cain, Millard West, 2010
0.19, Peaches James, Papillion-La Vista, 1997
0.19, Cheris Kuster, Norris, 2001
0.19, Ashley DeBuhr, Beatrice, 2001
0.19, Becca Changstrom, Lincoln Southwest, 2009

Class A:
0.04, Peaches James, Papillion-La Vista, 1999
0.11, Peaches James, Papillion-La Vista, 1998
0.18, Faith Cain, Millard West, 2010
0.19, Peaches James, Papillion-La Vista, 1997
0.19, Becca Changstron, Lincoln Southwest, 2009
0.22, Joselyn Mays, Papillion-La Vista, 1998
0.23, Shannon Briley, Millard North, 1993
0.26, Dana Wertz, Lincoln Southeast, 2002
0.27, Kylie Hovinga, Papillion-La Vista, 2006
0.29, Joselyn May, Papillion-La Vista, 1997

Class B:
0.16, Ashley DeBuhr, Beartice, 2002
0.16, Tara Oltman, Beatrice, 2005
0.19, Cheris Kuster, Norris, 2001
0.19, Ashley DeBuhr, Beatrice, 2001
0.22, Sydney Hames, Bennington, 2011
0.25, Carly Nielsen, Blair, 2009
0.28, Jenny Hunt, Ralston, 1998
0.33, Mandy Osborn, Blair, 2006
0.34, Ashley Hagemann, Elkhorn, 2006
0.38, Ashley Hagemann, Elkhorn, 2007
0.38, Brittany Telecky, Seward, 2009

Class C
0.00, Molly Hill, Wayne, 2004
0.08, Pook German, Cozad, 2001
0.21, Molly Hill, Wayne, 2003
0.25, Nikole Lenhart, Bennington, 2001
0.26, Pook German, Cozad, 2002
0.43, Ashley Mathews, Cozad, 2003
0.45, Kelly Sladek, Fillmore Central, 2004
0.47, Cassy Miller, Wayne, 2008
0.55, Toree Crouse, Southern, 2001
0.59, Brittany Schuller, Columbus Lakeview, 2006
0.59, Brooke Sass, Bennington, 2008

NSAA STATE
SOFTBALL
STATE RECORDS (CONT)

Lowest Earned Run Average-Career (must have played at least two years and pitched at least 30 percent of a team's total innings): 0.13, Peaches James, Papillion-La Vista, 1996-99
Class A: 0.13, Peaches James, Papillion-La Vista, 1999
Class B: 0.27, Tara Oltman, Beatrice, 2005
Class C: 0.21, Molly Hill, Wayne, 2004

Most No-Hitters (3-inning games excluded)-Season: 18, Molly Hill, Wayne, 2004
Class A: 11, Peaches James, Papillion-La Vista, 1999
Class B: 9, Ashley Hagemann, Elkhorn, 2007
Class C: 18, Molly Hill, Wayne, 2004

Most No-Hitters (3-inning games excluded)-Career: 33, Molly Hill, Wayne, 2002-2004
Class A: 20, Tammy Nielsen, Fremont, 2000
Class B: 17, Ashley Hagemann, Elkhorn, 2007
Class C: 33, Molly Hill, Wayne, 2004

Most Perfect Games (3-inning games excluded)-Season: 6, Molly Hill, Wayne, 2004; Becca Changstrom, Lincoln Southwest, 2009
Class A: 6, Becca Changstrom, Lincoln Southwest, 2009
Class B: 5, Tara Oltman, Beatrice, 2005
Class C: 6, Molly Hill, Wayne, 2004

Most Perfect Games (3-inning game excluded)-Career: 11, Molly Hill, 2002-2004
Class A: 7, Becca Changstrom, Lincoln Southwest, 2009
Class B: 8, Ashley Hagemann, Elkhorn, 2007
Class C: 11, Molly Hill, Wayne, 2004

Consecutive Perfect Games (3-inning games excluded) 3, Peaches James, Papillion-La Vista, 1999
Class A: 3, Peaches James, Papillion-La Vista, 1999
Class B: 2, Jama Carlson, Elkhorn, 1998; Cheris Kuster, Norris, 2002; Tara Oltman, Beatrice, 2005
Class C: 2, Molly Hill, Wayne, 2004

Strikeouts-Season: 543, Molly Hill, Wayne, 2004
Class A: 482, Becca Changstrom, Lincoln Southwest, 2009
Class B: 380, Jenna Marston, Elkhorn, 2004
Class C: 543, Molly Hill, Wayne, 2004

Strikeouts-7-Inning Game or Less: 22, Molly Hill, Wayne, 2004
Class A: 20, Paige Policky, Lincoln North Star, 2009; Becca Changstrom, Lincoln Southwest, 2009
Class B: 20, Ashley Hagemann, Elkhorn, 2007
20, Josie Bumbardner, Adams Central, 2014
Class C: 22, Molly Hill, Wayne, 2004

Consecutive Strikeouts: 24, Molly Hill, 2004
Class A: 18, Tammy Nielsen, Fremont, 1999
Class B: 20, Tara Oltman, Beatrice, 2005
Class C: 24, Molly Hill, Wayne, 2004

Strikeouts-Career: 1,548, Tammy Nielsen, Fremont, 2000
Class A: 1,548, Tammy Nielsen, Fremont, 2000
Class B: 1,008, Ashley Hagemann, Elkhorn, 2007
Class C: 1,303, Molly Hill, Wayne, 2004



Over 25 Years Experience
THE MITTMENDER
Softball & Baseball Gloves
Repaired & Restrung
2902 South 60th Street
553-2483
OR
556-5322
Quality Work!

Always there
to help brighten Nebraska's playing fields.

Contests of skill, strength and courage don't stop for summer sunsets. Or when we take our games inside to escape winter's cold winds. As lights keep shining in the Husker state, it's our promise to always be there when you need us. Illuminating lives.

Proud to support Nebraska's student-athletes.

nppd.com
877-275-6773 (ASK-NPPD)

Nebraska Public Power District
Always there when you need us

Together with your local public power utility.

RE THINK YOUR DRINK.

For **NUTRITION**, other beverages don't even come close.

% Daily Value	
Calcium	30
Vitamin D	25
Phosphorus	20
Riboflavin	20
Protein	16
Vitamin B-12	13
Potassium	11
Vitamin A	10
Niacin	10
Vitamin C	4

Sugar **12** g

Calories 85

Serving Size = 8 ounces

% Daily Value	
Calcium	30
Vitamin D	25
Phosphorus	20
Riboflavin	20
Protein	16
Vitamin B-12	13
Potassium	11
Vitamin A	10
Niacin	10
Vitamin C	4

Sugar **24** g
(Includes 2.8 tsp added sugar)

Calories 135

Serving Size = 8 ounces

% Daily Value	
Calcium	2
Vitamin D	0
Phosphorus	4
Riboflavin	6
Protein	2
Vitamin B-12	0
Potassium	12
Vitamin A	0
Niacin	2
Vitamin C	140

Sugar **21** g

Calories 120

Serving Size = 8 ounces



% Daily Value	
Calcium	2
Vitamin D	0
Phosphorus	0
Riboflavin	2
Protein	0
Vitamin B-12	0
Potassium	2
Vitamin A	0
Niacin	0
Vitamin C	2

Sugar **28** g
(Includes 6.7 tsp added sugar)

Calories 120

Serving Size = 8 ounces

% Daily Value	
Calcium	0
Vitamin D	0
Phosphorus	10
Riboflavin	0
Protein	0
Vitamin B-12	0
Potassium	2
Vitamin A	0
Niacin	0
Vitamin C	0

Sugar **32** g
(Includes 7.6 tsp added sugar)

Calories 130

Serving Size = 12 ounces

% Daily Value	
Calcium	0
Vitamin D	0
Phosphorus	0
Riboflavin	0
Protein	0
Vitamin B-12	0
Potassium	0
Vitamin A	0
Niacin	0
Vitamin C	0

Sugar **0** g

Calories 0

Serving Size = 8 ounces

% Daily Value	
Calcium	0
Vitamin D	0
Phosphorus	0
Riboflavin	0
Protein	0
Vitamin B-12	80
Potassium	2
Vitamin A	0
Niacin	30
Vitamin C	2

Sugar **22** g
(Includes 5.3 tsp added sugar)

Calories 120

Serving Size = 12 ounces

% Daily Value	
Calcium	0
Vitamin D	0
Phosphorus	4
Riboflavin	0
Protein	0
Vitamin B-12	0
Potassium	0
Vitamin A	0
Niacin	0
Vitamin C	0

Sugar **33** g
(Includes 7.9 tsp added sugar)

Calories 140

Serving Size = 12 ounces

% Daily Value	
Calcium	0
Vitamin D	0
Phosphorus	4
Riboflavin	0
Protein	0
Vitamin B-12	0
Potassium	0
Vitamin A	0
Niacin	0
Vitamin C	0

Sugar **0** g

Calories 0

Serving Size = 12 ounces

USDA National Nutrient Database for Standard Reference, Release 23. The sugar and calorie data for fat free white and chocolate milk are representative of milk available in 2010-2011 school year – MilkPEP School Channel Survey. % Daily Values are based on a 2,000 calorie diet.