

NSAA STATE

\$4

# BASEBALL

May 13, 15-18, 2017

CHAMPIONSHIPS

Sarpy County • Lincoln



*"NSAA activities...the other half of education."*



Dear Friends,

Welcome to another competition of Nebraska's state championship games!

Congratulations to the students who have earned a chance to represent your school at this event. This is a very exciting time, and you should all be proud of all of the time and hard work you put in to get to this point.

Thank you to the coaches, parents and guardians who play an important role in supporting our talented young Nebraskans. Participants, make sure you also thank all of those who have supported you and helped you get to this point in your life.

When students are involved in extracurricular activities they are able to build the character and discipline needed to succeed long after graduation. These outside of the classroom competitions encourage the development of important values such as sportsmanship, hard work, and responsibility.

As you partake in these activities in the upcoming days, remember that it's not just about winning and that you will take away experience, friends and memories that will last long after your time in high school.

Best wishes for a safe and exciting competition!

Pete Ricketts  
Governor



Competing for a state championship is the goal of most students who participate in sports and performing arts. So to those high school students who have reached this championship, we say congratulations and good luck!

Students participate in high school sports and performing arts for a wide variety of reason, not the least of which is to have fun. It is important that the NSAA and member schools regularly strive to cultivate high school activities as educational activities. The positive life lessons learned while participating help make the case for sports and activities in our high schools.

Many studies have shown the value of participation. Studies have shown that students not only have the enjoyment of participating in high school activities, but such students generally attain higher academic achievement, exhibit healthier behaviors, experience fewer discipline referrals and drop out of school less frequently. High school activities are, indeed, the other half of education.

The NSAA staff and its member schools are pleased to be able to offer participation opportunities to this state's high school students in athletics and performing arts activities annually.

Please join us in saluting the students participating in this Championship! The "future" competes here!

Dr. Jim Tenopir  
NSAA Executive Director



*"NSAA activities...the other half of education."*

# NSAA STATE BASEBALL CHAMPIONSHIPS

MAY 13, 15-18, 2017 • SARPY COUNTY • LINCOLN

## SATURDAY, MAY 13

### Session 1

#### Class A

##### Werner Park

10 a.m. – Game 1 (First Round)  
1 p.m. – Game 2 (First Round)  
4 p.m. – Game 3 (First Round)  
7 p.m. – Game 4 (First Round)

#### Class B

##### Sherman Field

10 a.m. – Game 1 (First Round)  
1 p.m. – Game 2 (First Round)  
4 p.m. – Game 3 (First Round)  
7 p.m. – Game 4 (First Round)

## MONDAY, MAY 15

### Session 2

#### Class A

##### Werner Park

10 a.m. – Game 5 (First Round Losers' Bracket)  
1 p.m. – Game 6 (First Round Losers' Bracket)  
4 p.m. – Game 7 (Second Round)  
7 p.m. – Game 8 (Second Round)

#### Class B

##### Haymarket Park

10 a.m. – Game 5 (First Round Losers' Bracket)  
1 p.m. – Game 6 (First Round Losers' Bracket)  
4 p.m. – Game 7 (Second Round)  
7 p.m. – Game 8 (Second Round)

## TUESDAY, MAY 16

### Session 3

#### Class A

##### Fricke Field

1 p.m. – Game 9 (Second Round Losers' Bracket)  
4 p.m. – Game 10 (Second Round Losers' Bracket)  
7 p.m. – Game 11 (Championship Semifinal)

#### Class B

##### Sherman Field

4 p.m. – Game 9 (Second Round Losers' Bracket)  
7 p.m. – Game 10 (Second Round Losers' Bracket)

##### Haymarket Park

7 p.m. – Game 11 (Championship Semifinal)

## WEDNESDAY, MAY 17

### Session 4

#### Class A

##### Fricke Field

4 p.m. – Game 12 (Four-team Semifinal)  
7 p.m. – Game 13 (Four-team Semifinal)

#### Class B

##### Haymarket Park

4 p.m. – Game 12 (Four-team Semifinal)  
7 p.m. – Game 13 (Four-team Semifinal)

## THURSDAY, MAY 18

### Session 5

#### Class A

##### Werner Park

10 a.m. – Game 14 (Championship Final)

#### Fricke Field

2 p.m. – Game 15 (If Necessary)

#### Class B

##### Haymarket Park

10 a.m. – Game 14 (Championship Final)  
TBA – Game 15 (If Necessary)

### NSAA Executive Director:

Dr. Jim Tenopir

### NSAA Site Directors:

Dan Masters, NSAA Assistant Director  
Jennifer Schwartz, NSAA Assistant Director  
Jon Dolliver, NSAA Assistant Director  
Ron Higdon, NSAA Assistant Director

### Facility Directors

Butch Hug, Hawks Field  
Derek Bond, Hawks Field  
Kathi Wieskamp, Sherman Field & Hawks Field  
Adam Bonesteel, Sherman Field & Hawks Field  
Andrea Stava, Werner Park  
Kathleen Ezell, Werner Park  
Jason Ryan, Fricke Field & Werner Park  
Jeremy Van Ackeren, Fricke Field & Werner Park

### Supervisor of Officials

Jerry Frasier  
Jeff Graver

### Championship Finals

#### National Anthem Singers

Class A – Lucas Powell,  
Plattsmouth High School  
Class B – David Ehrke, Alma High School

### Lincoln Medical Staff

Dr. Dennis Connolly

### Sarpy County Medical Staff

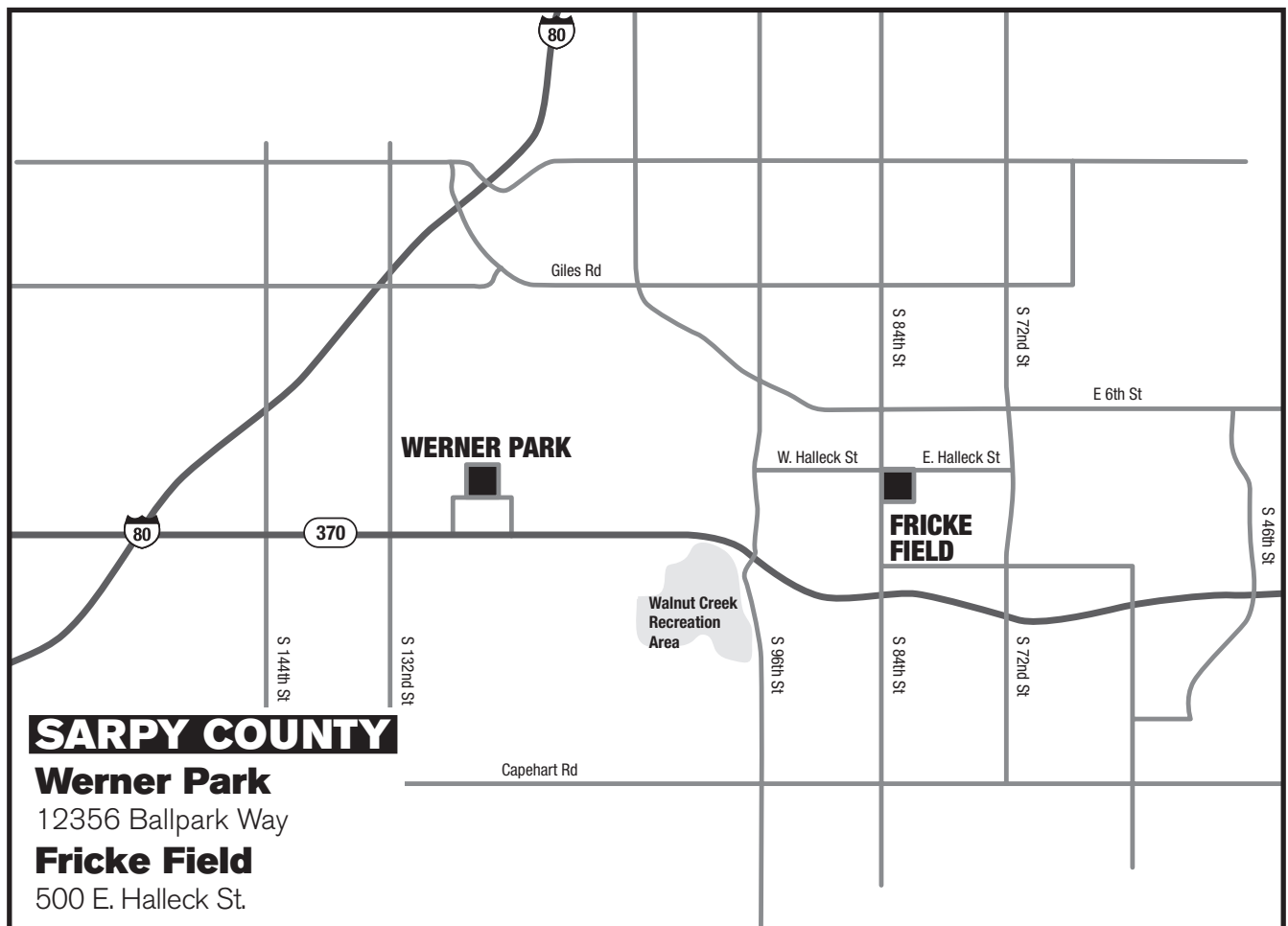
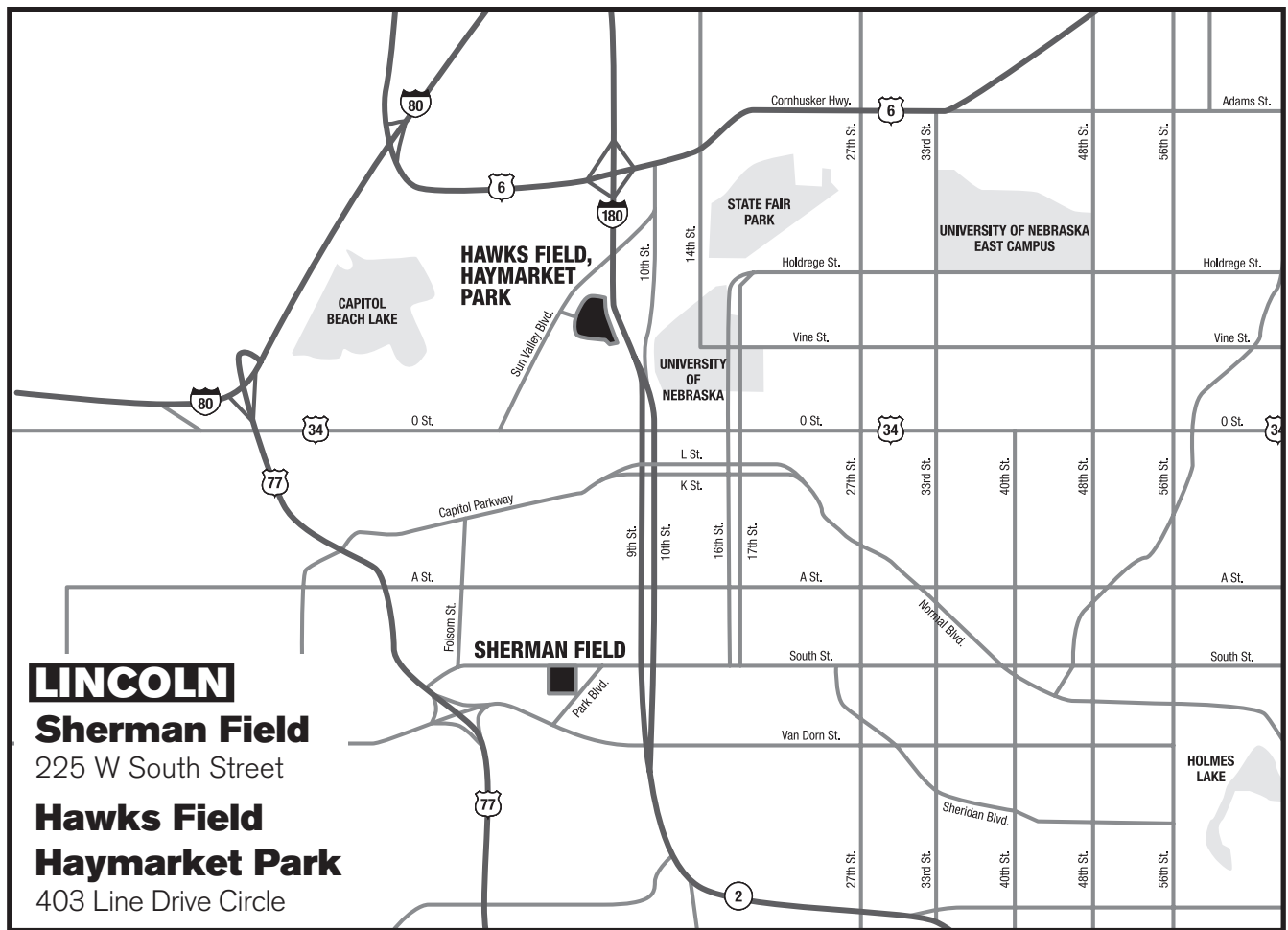
Valerie Bodlak-Harms  
Dr. Greg Erickson  
Matt Smoyer  
Jeremy Vanicek

### NSATA Athletic Trainers

Jordan Bart  
Jason Brueggemann  
Deena Curtis  
Drew Erks  
Marcus Hurrington  
Bryant Pasho  
Carly Pester  
Eric Smoyer  
Ryan Townsend  
Alex Wheatley

### 2017 NSAA Baseball Championship Umpires

Adam Barrickman  
Curtis Carlson  
Eric Ceder  
Karl Dierman  
Gary Eikmeier  
Christopher Franck  
Michael Fye  
Tim Hahn  
Neil Holstein  
Adam Jorgensen  
Troy Lanham  
John Paletta  
Jason Schapmann  
Troy Test  
Sylvester Thomas  
Matthew Torres







PROUD TO BE THE  
**OFFICIAL BASEBALL**  
OF THE **NSAA**



### **500 NFHS BASEBALL**

- High School Approved
- Full Grain Leather Cover
- Gray Wool Winding
- Cushion Cork Center
- Item 41101HS



### **PRO NFHS BASEBALL**

- High School Approved
- FULL GRAIN Leather Cover
- GRAY & WHITE wool winding
- Cushion Cork Center
- Item 41100HS



### **100 NFHS BASEBALL**

- High School Approved
- Leather Cover
- Gray Wool Winding
- Cushion Cork Center
- JV/Freshman GameBall
- Practice for all levels
- Item 41106HS

[spalding.com](http://spalding.com) • [facebook.com/spaldingbaseball](https://facebook.com/spaldingbaseball)

Trademarks are owned by Russell Brands, LLC, or its affiliates © 2017 Russell Brands, LLC.

# We've got this state covered with 4G LTE.<sup>TM</sup>

Visit your neighborhood U.S. Cellular store for more information.



SAMSUNG Galaxy S7



**A-1 Cellular**  
Auburn

**Cellcom**  
Hartington and Wayne

**Cellular Advantage**  
Bellevue, Hastings, Omaha, and York

**Huskerland Communications**  
Valentine, O'Neill, Broken Bow, and Columbus

**Kris' Connections, Inc.**  
Beatrice

**Nebraska Cellular Store**  
Seward

**Nebraska Wireless**  
Schuyler

**Telebeep Wireless**  
Norfolk

**Westlake ACE Hardware**  
Nebraska City

4G LTE not available in all areas. See [uscellular.com/4G](http://uscellular.com/4G) for complete coverage details. 4G LTE service provided through King Street Wireless, a partner of U.S. Cellular. LTE is a trademark of ETSI. ©2016 U.S. Cellular  
No\_Contract\_4GLTE\_Version1\_Print\_DI\_7\_5x10\_V1

1080702





Papillion La Vista Community Schools  
would like to thank the following  
businesses for their support.



SCREEN PRINTING - EMBROIDERY - LETTER JACKETS - DYE SUBLIMATION



WWW.DIGIORGIOS.COM - 402-894-5627



CUSTOM APPAREL - CUSTOM UNIFORMS - SPORTS EQUIPMENT



BASEBALL - SOFTBALL - WRESTLING - VOLLEYBALL - SOCCER



# CLASS A

NSAA BASEBALL BRACKET

## Game 1: Werner Park • May 13 • 10:00 a.m.



#1  
**Lincoln Southeast**  
Knights (16-6) 43.4545  
vs.



#8  
**Archbishop Bergan**  
Knights (10-10) 40.0000

## Game 2: Werner Park • May 13 • 1:00 p.m.



#4  
**Creighton Preparatory School**  
Junior Jays (19-11) 42.4667  
vs.



#5  
**Lincoln Southwest**  
Silver Hawks (19-9) 42.1786

## Game 3: Werner Park • May 13 • 4:00 p.m.



#3  
**Millard West**  
Wildcats (21-8) 42.6207  
vs.



#6  
**Omaha Westside**  
Warriors (19-13) 41.8750

## Game 4: Werner Park • May 13 • 7:00 p.m.



#2  
**Millard South**  
Patriots (25-4) 43.4138  
vs.



#7  
**Millard North**  
Mustangs (16-12) 41.6429

## Game 5: Werner Park • May 15 • 10:00 a.m.

Loser Game 1 vs. Loser Game 2

## Game 9: Fricke Field • May 16 • 1:00 p.m.

Loser Game 8 vs. Winner Game 5

## Game 6: Werner Park • May 15 • 1:00 p.m.

Loser Game 3 vs. Loser Game 4

## Game 10: Fricke Field • May 16 • 4:00 p.m.

Winner Game 6 vs. Loser Game 7

## Game 7: Werner Park • May 15 • 4:00 p.m.

Winner Game 1 vs. Winner Game 2

## Game 11: Fricke Field • May 16 • 7:00 p.m.

Winner Game 7 vs. Winner Game 8

## Game 8: Werner Park • May 15 • 7:00 p.m.

Winner Game 3 vs. Winner Game 4

## Game 15: Fricke Field • May 18 • 2:00 p.m.

If Necessary (admission fees to this game waived)

## CHAMPIONSHIP GAME

Game 14: Werner Park • May 18 • 10:00 a.m.

TBA vs. TBA

## Game 13: Fricke Field • May 17 • 7:00 p.m.

TBA vs. TBA

## Game 12: Fricke Field • May 17 • 4:00 p.m.

Winner Game 11 vs. TBA



## LINCOLN SOUTHEAST Knights | Black/Gold | 16-6

**Superintendent:** Dr. Steve Joel

**Principal:** Brent Tolson

**Athletic Director:** Dr. JJ Toczek

**NSAA Enrollment:** 1588

**Conference:** Heartland

**Head Coach:** Montana Jones


**Assistant Coaches:** Kyle Beacom, James Lockhart, Dan Lowe,  
Tanner Lewis, Jefferson Pappas, Kirby Killion

**State Tournament Appearances:** 32

**Most Recent State Tournament:** 2016

**State Championship Years:** A/1958, A/1960, A/1961, A/1962,  
A/1977

**Runner-up:** A/1967, A/1975, A/1979, A/1988



### Season Record 16-6

Lincoln Pius X	L	1-2
Lincoln East	W	10-0
Grand Island	L	6-11
Lincoln Southwest	W	4-2
Omaha Westside	L	1-4
Creighton Preparatory School	W	6-4
Elkhorn	L	0-1
Norris	L	2-5
Lincoln Southwest	L	1-5
Lincoln North Star	W	7-3
Archbishop Bergan	W	4-3
Millard South	W	6-1
Lincoln Northeast	W	4-1
Lincoln Pius X	W	10-3
Millard West	W	2-1
Gretna	W	4-3
Lincoln North Star	W	5-4
Columbus	W	6-5
Archbishop Bergan	W	12-2
Lincoln High	W	4-1
Norfolk	W	8-7
Lincoln Northeast	W	3-2

No.	Name	GR	POS	BA	AB	H	R	RBI	HR	W-L	ERA
1	Garrett Olson	11	P/SS	0.353	68	24	19	16	0	0-1-0	10.5
2	Brett Sheppard	12	P/3B	0.189	53	10	10	4	0	2-0-4	2.33
3	Crew Charlton	12	P/OF	0.000	14	0	0	0	0	1-2-0	3.39
4	Nathan Trenhaile	11	3B/OF	0.216	37	8	6	6	1		
5	Brian Meyer	12	OF	0.347	75	26	20	12	2		
6	Daniel Hundley	12	P/2B	0	0	0	0	0	0	4-1-1	2.47
7	Austin Jisa	11	C	1.000	1	1	0	0	0		
8	Samuel Colligan	12	OF	0.264	53	14	9	12	0		
9	Aiden Bennett	12	P/C	0.244	45	11	6	7	0		
10	Cade Cooper	11	OF	0.182	11	2	1	0	0		
11	Logan Van Treeck	10	P	0	0	0	0	0	0	5-2-0	2.38
12	Jaxson Johnson	11	P/OF	0.361	36	13	9	4	0		
13	Jacob Jurgens	12	P	0	0	0	0	0	0	2-0-0	2.47
14	Shea Koolen	11	OF	0.000	2	0	0	0	0		
16	Kyle Horn	12	P	0	0	0	0	0	0	2-0-0	1.37
17	Gavin Hoffman	11	P	0	0	0	0	0	0	0-0-1	4.42
18	Grant Dettelsen	10	P/1B	0.267	60	16	7	6	0		
19	Tyler Workman	11	P/1B	0.133	15	2	2	3	0		
21	Grant Roscoe	11	2B	0.275	40	11	10	6	0		
22	Treyton Randall	10	P/1B	0.302	53	16	7	6	0		

## ARCHBISHOP BERGAN Knights | Green/Gold | 10-10

**Superintendent:** Fr. Dave Belt/Mark Shepard

**Principal:** Dan Koenig/Chuck Story

**Athletic Director:** Chris Rainforth/Bill Fitzgerald

**NSAA Enrollment:** 1095


**Conference:** Centennial East

**Head Coach:** Jeff Hayden

**Assistant Coaches:** Scott Swanson, Mike Dieckmann

**State Tournament Appearances:** 2

**Most Recent State Tournament:** 1998



### Season Record 10-10

Omaha Roncalli Catholic	L	4-7
Omaha Bryan	W	6-3
Lincoln North Star	L	3-4
Elkhorn South	L	6-9
Millard North	W	10-6
Lincoln High	L	2-7
Omaha Skutt Catholic	W	5-3
Grand Island	W	11-6
Lincoln Northeast	L	2-7
Lincoln Southeast	L	3-4
Omaha Northwest	L	2-9
Columbus	L	4-5
Mount Michael Benedictine	L	1-4
Waverly	W	1-0
Omaha Gross Catholic	W	2-0
Lincoln Northeast	W	3-2
Lincoln Southeast	L	2-12
Lincoln Pius X	W	2-1
Papillion-LaVista	W	2-1
Bellevue West	W	2-0

No.	Name	GR	POS	BA	AB	H	R	RBI	HR	W-L	ERA
2	Joseph Kment	11	P/OF	0	0	0	0	0	0		
3	Andrew Poulas	12	P/OF	0.121	33	4	2	5	0	4-2-0	4.29
4	Eli Herink	10	OF	0.167	18	3	2	0	0		
5	Tyler Push	12	INF	0.394	66	26	9	11	0	0-2-0	2.89
6	Brody Sintek	10	P/INF	0	0	0	0	0	0	5-2-0	1.93
7	Nick Hill	12	INF	0.150	60	9	3	7	0		
9	Aidan Toimil	12	INF	0.111	9	1	0	0	0		
10	Austin Callahan	10	P/INF	0.270	63	17	12	5	0	0-0-0	2.80
12	Kaden Hendrix	12	P/INF	0.290	62	18	13	4	1	1-2-0	5.60
14	Jeremy Neill	11	P/OF	0.167	48	8	4	5	0	0-1-0	4.20
15	Dillon Dix	10	P/INF	0.667	3	2	2	0	0		
18	Logan Ward	10	P/C	0	0	0	0	0	0		
20	Benjamin Kitzelman	12	P/INF/OF	0.095	21	2	5	0	0		
21	Logan Sacco	11	P/INF/OF	0	0	0	0	0	0		
22	Caleb Hartmann	12	C	0.297	64	19	6	14	1		
24	Mitchell Glause	10	P/INF	0.000	1	0	0	1	0	0-0-0	10.50
27	Logan Mueller	10	P/C/OF	0	0	0	0	0	0		
31	Donald Mueller	10	OF	0.227	22	5	4	3	0		
33	Gage Harbaugh	12	INF	0.000	9	0	1	1	0		
36	Reed Fitzke	11	P/C/OF	0.261	46	12	7	5	0	0-1-0	3.00

# CREIGHTON PREPARATORY SCHOOL Junior Jays | Blue/White | 19-11

**Superintendent:** Fr. Tom Neitzke, S.J.

**Principal:** Jim Bopp

**Athletic Director:** Dr. Dan Schinzel

**NSAA Enrollment:** 1590

**Conference:** Metro

**Head Coach:** Pat Mooney


**Assistant Coaches:** Jerry Wellwood, Mychal Lanik, Josh Schlotfeld, Bill Laird, Evan Ryan, Andrew Geislinger, Jeff Wellwood, Jake Hervert, Pete Ewing

**State Tournament Appearances:** 37

**Most Recent State Tournament:** 2016

**State Championship Years:** A/1940, AA/1942, A/1969, A/1981, A/1993, A/2001, A/2002, A/2004, A/2012, A/2016

**Runner-up:** A/1939, AA/1941, A/1970, A/1987, A/1992, A/1995, A/1997, A/2009, A/2010, A/2014



## Season Record 19-11

Omaha Central	W	12-2
Millard North	W	10-0
Omaha Bryan	W	13-0
Omaha Northwest	W	9-0
Omaha Benson	W	10-0
Lincoln Pius X	L	5-15
Elkhorn South	W	10-0
Lincoln Southeast	L	4-6
Papillion-LaVista	L	2-4
Lincoln North Star	W	10-4
Bellevue West	W	4-3
Millard West	L	0-2
Bellevue East	W	6-3
Omaha Central	W	15-5
Bellevue West	W	6-4
Millard South	W	10-0
Millard West	W	2-1
KC Rockhurst, MO	L	3-6
KC Rockhurst, MO	L	2-3
Grand Island	W	10-0
Grand Island	W	12-2
Omaha Burke	W	5-2
Papillion-LaVista South	W	5-0
Millard South	L	1-9
Lincoln Southwest	L	2-3
Lincoln East	L	8-9
Omaha Westside	L	5-6
Elkhorn	W	8-3
Lincoln High	W	10-0
Millard North	L	1-11

No.	Name	GR	POS	BA	AB	H	R	RBI	HR	W-L	ERA
1	Evan Laney	11	INF	0.365	74	27	18	17	0		
2	Zachary Firmature	11	P	0.176	17	3	7	3	0	2-2-1	3.50
3	Aaron Mischo	11	INF	0.277	83	23	21	15	0		
4	Owen Richter	11	C	0.268	71	19	12	24	0		
5	Maximilian Mandel	11	OF	0.321	28	9	9	3	0	2-0-1	5.12
6	Alexander Swerczek	11	C	0.182	11	2	4	3	0		
7	Johnathon Bullock	10	OF	0	0	0	0	0	0		
8	Noah Peyton	11	INF	0.320	25	8	4	7	0	1-0-0	4.18
9	Nathan Reiner	12	OF	0.405	84	34	31	21	0		
10	Cooper Allen	11	P/1B	0.250	32	8	5	2	0		
11	Andrew Dunham	11	OF	0.333	72	24	18	20	0		
12	William Hanafan	12	OF	0.277	94	26	22	16	1		
13	Thomas Steier	12	P/INF	0.205	39	8	9	7	0	2-3-0	1.91
14	Matthew Fritton	11	P	0	0	0	0	0	0	0-0-0	
15	Brooks Vosik	11	P	0	0	0	0	0	0	0-1-0	3.50
16	Dylan Phillips	11	P/INF	0.505	93	47	25	22	0	2-3-1	3.74
18	Zachary Philbin	12	P	0	0	0	0	0	0	4-1-0	1.68
19	Joshua Culliver	12	P	0	0	0	0	0	0	6-1-0	1.01
20	Cameron Blossom	11	INF	0.205	44	9	6	7	0		
23	Luke Krzemien	10	INF	0.333	3	1	0	2	0		

# LINCOLN SOUTHWEST Silver Hawks | Forest Green/Silver | 19-9

**Superintendent:** Dr. Steve Joel

**Principal:** Michael Gillotti

**Athletic Director:** Mark Armstrong

**NSAA Enrollment:** 1366

**Conference:** Heartland

**Head Coach:** Mitch Vernon

**Assistant Coaches:** Joe Fagler, Jacob Cathey, Dylan Matthews, Ben Lynch, Nick Schieffer

**State Tournament Appearances:** 7

**Most Recent State Tournament:** 2016



## Season Record 19-9

Lincoln Pius X	L	2-6
Millard West	W	4-3
Omaha Westside	L	3-8
Columbus	W	9-0
Millard South	L	3-5
Papillion-LaVista South	W	12-10
Lincoln Southeast	L	2-4
Papillion-LaVista	W	6-1
Papillion-LaVista	W	4-3
Lincoln North Star	W	5-0
Millard North	L	6-12
Lincoln East	W	9-6
Elkhorn	L	4-7
Omaha Roncalli Catholic	W	10-5
Lincoln High	W	12-0
Lincoln Southeast	W	5-1
Lincoln Northeast	W	4-0
Mount Michael Benedictine	W	14-0
Lincoln East	W	3-1
Omaha Central	W	11-2
Norris	L	3-4
Omaha Gross Catholic	W	4-1
Creighton Preparatory School	W	3-2
Grand Island	W	13-2
Grand Island	L	5-6
Omaha Gross Catholic	W	6-1
Columbus	W	9-5
Omaha Westside	L	2-6

No.	Name	GR	POS	BA	AB	H	R	RBI	HR	W-L	ERA
	Cameron Pieper	11	P	0	0	0	0	0	0	0-0-0	6.46
1	Logan Sartori	12	2B	0.411	56	23	11	13	0		
2	Skye Harnly	12	LF/CF	0.311	61	19	16	12	1		
3	Max McGuire	12	P/C	0.360	75	27	5	22	3	1-0-0	1.91
4	Tyler Burgason	12	1B/RF/DH	0.300	80	24	21	25	4		
5	Tony Caradori	12	P	0	0	0	0	0	0	0-2-1	2.80
6	Isaiah Peterson	12	OF	0.410	83	34	23	21	3		
7	Justin Matthews	12	P/RF/DH	0.274	84	23	17	10	1	0-0-0	3.50
8	Jared Ladd	12	P/INF	0.200	15	3	15	2	0	0-0-0	5.25
9	Matthew Perez	11	P/3B	0.274	62	17	14	8	1	2-1-2	2.33
10	Dane Bowen	12	P	0	0	0	0	0	0	0-0-0	5.40
11	Cooper Samway	11	2B	0.348	23	8	4	2	0		
12	Dawson Linder	11	P	0	0	0	0	0	0	5-3-0	2.16
13	Caden Pauling	12	P	0	0	0	0	0	0	0-1-0	2.55
14	Ty Regier	11	LF	0.316	38	12	6	6	0		
15	Griffin Everitt	11	C/DH	0.226	31	7	5	7	0		
16	Alex Hunzeker	11	P	0	0	0	0	0	0	5-0-0	.30
17	Grant Bohling	11	1B/RF/DH	0.306	72	22	16	17	1		
18	Cameron Frederick	10	SS	0.277	65	18	18	8	0		
19	Brandon Doty	11	P	0	0	0	0	0	0	4-1-2	2.53
20	Shea Zetterman	11	P	0	0	0	0	0	0	2-1-1	3.54



# MILLARD WEST Wildcats | Forest Green/Black/White | 21-8

**Superintendent:** Dr. Jim Sutfin

**Principal:** Dr. Greg Tiemann

**Athletic Director:** Dr. Chris Loofe

**NSAA Enrollment:** 1922

**Conference:** Metro


**Head Coach:** Steve Frey

**Assistant Coaches:** Eric Shanahan, Andy Peacock, Zak Leighton, Aaron Hayes, Scott Deremer, Shawn Juricek, Ryan Grabowski, Andy Kubik, Gabe Wurth, Bryce Smidt

**State Tournament Appearances:** 20

**Most Recent State Tournament:** 2016

**Runner-up:** A/2000, A/2001, A/2003, A/2007, A/2008, A/2011, A/2016



## Season Record 21-8

Omaha Westside	W	4-3
Lincoln Northeast	W	5-2
Lincoln Southwest	L	3-4
Omaha North	W	9-2
Papillion-LaVista	W	4-3
Omaha Bryan	W	13-0
Lincoln East	W	5-1
Lincoln North Star	W	10-2
Omaha Skutt Catholic	W	8-2
Bellevue West	L	6-7
Papillion-LaVista	L	2-7
Elkhorn	L	2-4
Lincoln East	L	4-13
Creighton Preparatory School	W	2-0
Millard North	W	5-3
Omaha Benson	W	10-0
Omaha Northwest	W	13-0
Papillion-LaVista South	W	4-2
Creighton Preparatory School	L	1-2
Bellevue East	W	8-0
Papillion-LaVista South	W	2-1
Papillion-LaVista South	W	6-5
Lincoln Southeast	L	1-2
Elkhorn South	W	6-2
Millard South	L	4-6
Omaha South	W	9-3
Lincoln Northeast	W	6-0
Omaha South	W	10-0
Omaha Burke	W	13-3

No.	Name	GR	POS	BA	AB	H	R	RBI	HR	W-L	ERA
1	Easton Young	11	P	1.000	1	1	0	0	0	3-1-0	0.70
2	Brandon Hargis	12	2B/3B	0.281	32	9	26	5	0		
4	Jacob Hamsa	12	P/OF	0.222	27	6	20	4	0	0-0-0	3.82
6	Brett Winkelmann	12	P	0.500	2	1	0	0	0	2-0-0	2.17
7	Cole Zebley	11	2B	0.059	17	1	3	1	0		
8	Brandon McClintock	12	P/2B/3B	0.255	51	13	9	8	0	1-1-0	1.67
9	Dawson Beutler	11	P/C	0.261	23	6	6	4	1	1-0-0	1.56
10	Tyler Bandiera	11	P/RF	0.219	64	14	8	12	0	2-1-0	2.52
11	Peyton Wendell	11	P	0.000	0	0	0	0	0	4-0-0	1.42
12	Paul Hinton	11	INF	0.293	58	17	13	10	0		
14	William Olson	12	C	0.279	68	19	2	14	1		
16	Brody Belt	11	LF	0.358	53	19	17	13	1		
17	Garrett Kennedy	10	OF	0.278	72	20	19	7	0		
18	Jackson Wright	10	1B/OF	0.238	21	5	6	2	0		
19	Colby Gomes	11	P/SS	0.241	79	19	11	18	2	4-1-1	1.28
20	Brock Collins	12	P	0.667	6	4	0	2	0	1-1-1	2.14
21	Brenden Tauber	11	P/CF	0.218	55	12	17	7	0	0-0-0	
22	Garrett Kocis	12	P/SS/3B	0.361	72	26	21	19	1	0-1-2	3.00
24	Brandon Zwiener	11	1B	0.350	20	7	2	5	0		
25	Brock Burling	11	P	0.000	2	0	0	0	0	2-1-1	2.30

# OMAHA WESTSIDE Warriors | Red/Black | 19-13

**Superintendent:** Dr. Blane McCann

**Principal:** Jay Opperman

**Athletic Director:** Tom Kerkman

**NSAA Enrollment:** 1457

**Conference:** Metro

**Head Coach:** Bob Greco

**Assistant Coaches:** Steve Clark, Jim Simons, Kevin Koch

**State Tournament Appearances:** 35

**Most Recent State Tournament:** 2015

**State Championship Years:** A/1972, A/1999, A/2003, A/2006, A/2009, A/2013, A/2014, A/2015

**Runner-up:** A/1969, A/1976, A/1982, A/1990, A/1994, A/1996, A/1998, A/2005



## Season Record 19-13

Millard West	L	3-4
Lincoln Northeast	W	6-1
Lincoln Southwest	W	8-3
Omaha South	W	10-3
Elkhorn	W	2-0
Millard North	L	3-13
Omaha Central	W	8-3
Millard South	L	0-4
Lincoln Southeast	W	4-1
Lincoln North Star	W	6-0
Columbus	W	3-1
Omaha Northwest	W	7-4
Norris	W	2-1
Elkhorn	W	4-3
Papillion-LaVista	L	0-1
Millard North	L	5-7
Papillion-LaVista South	L	4-5
Omaha Benson	W	1-0
Papillion-LaVista South	L	3-6
Omaha South	W	7-0
Omaha Northwest	L	2-9
Bellevue West	L	5-7
Gretna	L	2-3
Papillion-LaVista	W	4-1
Lincoln Pius X	L	0-6
Omaha Burke	L	9-10
Bellevue East	L	0-3
Millard North	W	1-0
Creighton Preparatory School	W	6-5
Papillion-LaVista	W	11-5
Lincoln East	W	3-0
Lincoln Southwest	W	6-2

No.	Name	GR	POS	BA	AB	H	R	RBI	HR	W-L	ERA
1	Michael Reinert	11	2B	0.289	97	28	16	15	0		
2	Jaidyn Hoffman	12	OF	0.143	28	4	9	1	0		
3	Brian Leiferman	11	SS	0.247	89	22	13	10	0		
4	Nick Henrichs	12	P/C/1B	0.347	98	34	18	18	1	2-3-1	2.72
6	Cameron Kully	10	SS/3B	0.254	63	16	12	15	0		
7	Marty Lenhart	11	P/OF	0.125	16	2	2	1	0	4-2-1	1.73
8	Sam Parsonage	10	P/OF	0.174	46	8	7	1	0	1-3-0	3.27
9	Brett Curran	10	P/OF	0.292	89	26	16	15	0	1-2-1	4.13
10	Trevor Barajas	9	P/1B/OF	0.160	50	8	6	4	0	1-0-0	5.25
11	Declan Cain	11	1B/3B	0.314	35	11	5	7	0		
12	Ethan Sternberg	11	P/OF	0.241	29	7	4	5	0	0-0-0	3.50
14	Parker Holzworth	11	P	0.000	1	0	0	0	0	1-1-0	7.64
15	Logan Eickhoff	11	C/2B/SS/3B	0.209	43	9	1	6	0		
16	Joe Stegman	10	P/2B/OF	0.167	24	4	5	2	0	8-1-1	1.01
17	Henry Zipay	10	3B	0.324	34	11	7	6	0		
18	Nick Otis	10	P	0	0	0	0	0	0	0-1-2	2.17
22	Tyson Guzman	10	OF	0.241	29	7	9	7	0		
24	Bobby Lawson	11	P/1B	0.182	11	2	2	0	0	0-0-0	4.20
42	Bronson Hosey	11	OF	0.333	9	3	2	1	0		

# MILLARD SOUTH Patriots | Red/White | 25-4

Superintendent: Dr. Jim Sutfin

Principal: Heidi Weaver

Athletic Director: Steve Throne

NSAA Enrollment: 1624

Conference: Metro

Head Coach: Greg Geary


Assistant Coaches: Paul Grant, Ty Kildow, Mike Kros,  
Frank Ryan, Brian Sulzman, Kevin Klower

State Tournament Appearances: 39

Most Recent State Tournament: 2016

State Championship Years: C/1940, B/1951,  
D/1953, D/1954, C/1958, A/1976, A/1980

Runner-up: A/1978, A/1981, A/1983, A/1984,  
A/1985, A/2013, A/2015



## Season Record 25-4

Omaha Benson	W	10-0
Lincoln High	W	10-1
Lincoln Southwest	W	5-3
South Sioux City	W	14-3
Omaha Bryan	W	5-0
Omaha Westside	W	4-0
Bellevue East	W	11-3
Lincoln East	L	0-2
Lincoln North Star	W	9-2
Bellevue West	W	2-0
Omaha North	W	7-3
Millard North	W	11-9
Lincoln East	W	4-0
Millard North	W	11-1
Papillion-LaVista	W	4-0
Papillion-LaVista South	W	6-2
Millard North	W	5-0
Omaha Bryan	W	7-0
Creighton Preparatory School	L	0-10
Lincoln Southeast	L	1-6
Papillion-LaVista	W	6-1
Omaha Gross Catholic	W	7-0
Omaha Burke	L	3-4
Lincoln East	W	7-1
Millard West	W	6-4
Creighton Preparatory School	W	9-1
Papillion-LaVista South	W	5-4
Omaha Bryan	W	10-0
Papillion-LaVista South	W	3-0

No.	Name	GR	POS	BA	AB	H	R	RBI	HR	W-L	ERA
1	Dylan Guinzy	11	P/OF	0.333	6	2	6	1	0	3-1-0	1.40
2	Joe Folkers	12	P/3B	0.372	86	32	32	23	1	2-0-0	4.30
3	Tyler Goodman	12	OF	0.288	52	15	18	8	1		
4	Zane McAtee	12	1B	0.222	63	14	14	11	0		
6	Garett Svoboda	11	OF	0.239	46	11	12	11	1		
7	Andrew Gilin	11	P/SS	0.308	78	24	18	27	1	2-0-3	0.49
8	Noah Greise	9	C	0.000	1	0	0	0	0		
10	David Benjamin	11	C	0.298	47	14	3	13	0		
12	Logan Rudolph	11	1B	0.143	21	3	2	3	0		
14	Cameron Isenberger	11	P/OF	0.000	2	0	0	0	0	0-0-0	2.10
16	Noah Unzicker	9	3B/OF	0	0	0	0	0	0		
17	Chauncey Williams	11	P/OF	0.000	3	0	1	1	0	3-0-0	3.29
18	Kyle Perry	11	P/CF	0.278	72	20	17	12	0	8-0-1	0.46
19	Drew Wessel	9	C	0.000	3	0	1	0	0		
20	Connor Hinrichs	11	C	0.333	6	2	0	1	0		
21	Colton Braun	11	OF	0.235	17	4	3	0	0		
23	Dylan Wagner	11	P/3B/RF	0.318	85	27	18	16	1	2-1-0	1.40
24	Jacob Gish	10	P/2B	0.357	84	30	25	17	2	0-0-0	
25	Andrew Staebell	11	P/1B	0.316	19	6	8	5	0	4-1-0	1.20
26	Tyson Gerdes	9	OF	0	0	0	0	0	0		

# MILLARD NORTH Mustangs | Blue/Silver/Green | 16-12

Superintendent: Dr. Jim Sutfin

Principal: Brian Begley

Athletic Director: Chad Zimmerman

NSAA Enrollment: 1861

Conference: Metro

Head Coach: Dave Cork

Assistant Coaches: Tim Lackovic, Adam Muenster, Brian Paul

State Tournament Appearances: 28

Most Recent State Tournament: 2015

State Championship Years: A/1990, A/2005

Runner-up: A/1991, A/1993, A/2002, A/2004, A/2006



## Season Record 16-12

Papillion-LaVista South	L	2-3
Grand Island	W	12-5
Omaha Benson	W	20-0
Creighton Preparatory School	L	0-10
Omaha Westside	W	13-3
Norris	L	10-11
Omaha Skutt Catholic	W	1-0
Omaha Central	W	7-6
Archbishop Bergan	L	6-10
Omaha South	W	8-3
Millard South	L	9-11
Lincoln Southwest	W	12-6
Millard South	L	1-11
Omaha Westside	W	7-5
Omaha North	W	10-0
Omaha Gross Catholic	W	5-2
Millard West	L	3-5
Papillion-LaVista	W	4-3
Millard South	L	0-5
Bellevue West	W	4-3
Omaha Northwest	L	4-5
Lincoln North Star	W	7-0
Lincoln North Star	W	7-0
Bellevue West	L	12-13
Papillion-LaVista	L	5-8
Omaha Westside	L	0-1
Grand Island	W	5-2
Creighton Preparatory School	W	11-1

No.	Name	GR	POS	BA	AB	H	R	RBI	HR	W-L	ERA
2	Aaron Gerdes	12	P/INF	0.333	102	34	23	13	0	1-1-0	5.25
3	Nolan Speicher	11	OF	0.315	54	17	16	15	1		
4	Ryan Obrecht	11	P/INF	0.356	45	16	8	7	0	0-1-1	10.5
5	Dalton Nelson	11	OF	0.311	90	28	21	15	0		
6	Andy Waughn	12	P/INF	0.222	18	4	11	4	0	0-1-1	3.3
7	Derek Botaletto	11	P/INF	0.355	76	27	25	18	0		
8	Camden Parks	12	P/INF	0.404	47	19	10	10	0	3-2-0	4.2
9	Spencer Weber	11	C/INF	0.271	85	23	13	14	0		
10	Noah Sacco	12	OF	0.505	93	47	31	23	0		
11	Andrew Wine	12	OF	0.310	87	27	17	19	0		
12	John Olig	11	P	0	0	0	0	0	0		
14	Jayden Sharples	10	OF	0	0	0	0	0	0		
15	Nick Evans	10	P	0	0	0	0	0	0	2-2-1	4.667
17	Josh Heller	12	C	0.217	60	13	6	12	0		
18	Mark Schomers	11	P/INF/OF	0.077	13	1	2	2	0	1-2-2	7.875
19	Patrick Taylor	11	P	0	0	0	0	0	0		
20	Jake Cera	12	P	0.000	1	0	0	0	0	5-1-1	2.0
21	Jordan Ritzdorf	12	P/INF	1.000	1	1	0	1	0	3-2-0	1.5
22	Blake Minden	12	P/INF	0.250	12	3	1	1	0	1-0-0	2.172
23	Ben Weber	10	P/INF	0	0	0	0	0	0		



# TREAT YOUR FAMILY TO MORE FUN WHILE YOU'RE HERE IN SARPY COUNTY!



HOLY FAMILY SHRINE, GRETNA



SUMTER AMPHITHEATER, PAPILLION

BELLEVUE • GRETNA • LA VISTA • PAPILLION • SPRINGFIELD • OFFUTT AIR FORCE BASE



FONTENELLE FOREST,  
BELLEVUE



OFFUTT AIR FORCE BASE



SPRINGFIELD  
DRUG &  
OLD FASHIONED  
SODA FOUNTAIN,  
SPRINGFIELD



DEFY GRAVITY, LA VISTA

Sarpy County awaits with a wonderful mix of fun things to see and do.  
Great dining, wonderful shopping, outdoor adventures & more!  
With **SIX WONDERFUL COMMUNITIES**, you'll have **ONE GREAT TIME**  
in Sarpy County. All this and more located just minutes south of  
Omaha. We can't wait to see you! For more information, visit us at  
**GOSARPY.COM** or call **402-332-5771**.

*Sarpy County*

So Near, So FUN.





2016 TEAM  
**CHAMPIONS**





# UNLEASH FUN-DAD

Sometimes, the kids  
need to be reminded  
**where they get it from.**

Think of this place as your vacation's wake-up call. Everyone can let loose jumping around, exploring the trails, or catching a ball game. Dine out, find a live show, or hit up the museums. Your choice. It's easy and affordable travel for families who want to actually enjoy their time off.

► Treat yourself to Lincoln, Nebraska, at [lincoln.org/visit](http://lincoln.org/visit).

**LINCOLN**  
CONVENTION  
AND VISITORS  
BUREAU



# CLASS B

NSAA BASEBALL BRACKET

## Game 1: Sherman Field • May 13 • 10:00 a.m.



#1  
**Norris**  
Titans (21-3) 45.2500  
vs.



#8  
**Blair**  
Bears (13-8) 41.5714

## Game 2: Sherman Field • May 13 • 1:00 p.m.



#4  
**Gretna**  
Dragons (19-7) 42.7692  
vs.



#5  
**Elkhorn**  
Antlers (17-10) 42.7037

## Game 3: Sherman Field • May 13 • 4:00 p.m.



#3  
**Elkhorn South**  
Storm (19-10) 43.1379  
vs.



#6  
**Omaha Skutt Catholic**  
SkyHawks (16-8) 42.6250

## Game 4: Sherman Field • May 13 • 7:00 p.m.



#2  
**Lincoln Pius X**  
Thunderbolts (19-5) 44.4583  
vs.



#7  
**Arlington**  
Eagles (15-5) 41.9000

## Game 5: Haymarket Park • May 15 • 10:00 a.m.

Loser Game 1 vs. Loser Game 2

## Game 9: Sherman Field • May 16 • 4:00 p.m.

Loser Game 8 vs. Winner Game 5

## Game 6: Haymarket Park • May 15 • 1:00 p.m.

Loser Game 3 vs. Loser Game 4

## Game 10: Sherman Field • May 16 • 7:00 p.m.

Winner Game 6 vs. Loser Game 7

## Game 7: Haymarket Park • May 15 • 4:00 p.m.

Winner Game 1 vs. Winner Game 2

## Game 11: Haymarket Park • May 16 • 7:00 p.m.

Winner Game 7 vs. Winner Game 8

## Game 8: Haymarket Park • May 15 • 7:00 p.m.

Winner Game 3 vs. Winner Game 4

## Game 15: Haymarket Park • May 18

If Necessary - TBA after Game 14

## CHAMPIONSHIP GAME

### Game 14: Haymarket Park • May 18 • 10:00 a.m.

TBA vs. TBA

### Game 13: Haymarket Park • May 17 • 7:00 p.m.

TBA vs. TBA

### Game 12: Haymarket Park • May 17 • 4:00 p.m.

Winner Game 11 vs. TBA

# NORRIS Titans | Red/White/Blue | 21-3

**Superintendent:** Dr. John Skretta

**Principal:** Ryan Ruhl

**Athletic Director:** Greg Hardin

**NSAA Enrollment:** 498

**Conference:** Eastern Midlands

**Head Coach:** Sean Bartholomew

**Assistant Coaches:** Andy Reetz, John Oltman, Scott Kohout, Will Hays

**State Tournament Appearances:** 9

**Most Recent State Tournament:** 2016

**State Championship Years:** B/2013

**Runner-up:** B/1967, B/1968, B/2012, B/2015



## Season Record 21-3

Hastings	W	10-0
Wahoo/Raymond Central/Lincoln Lutheran	W	2-0
South Sioux City	W	10-0
Seward	W	14-1
Crete	W	7-1
Elkhorn South	L	5-9
Millard North	W	11-10
Elkhorn	W	2-1
Ralston	W	6-1
Omaha Westside	L	1-2
Falls City	W	11-0
Lincoln Southeast	W	5-2
Blair	W	13-3
Blair	W	3-1
Elkhorn	L	0-3
Elkhorn South	W	7-4
Platte Valley	W	13-1
Lincoln Southwest	W	4-3
Lincoln East	W	8-3
Omaha Burke	W	16-6
Bennington	W	6-0
Beatrice	W	8-0
Falls City	W	18-0
Ralston	W	2-1

No.	Name	GR	POS	BA	AB	H	R	RBI	HR	W-L	ERA
1	Garrison Gustin	12	INF/OF	0.281	64	18	19	15	0		
2	Drew Reetz	10	P/INF	0.382	76	29	23	13	0		
3	Logan McDonald	12	Util	0.200	5	1	15	0	0		
4	Sayre Burnley	11	C	0.338	68	23	2	16	0		
7	Caden Argo	10	OF/Util	0.375	72	27	19	16	1		
9	Ethan Krueger	12	P/OF	1.000	3	3	0	1	0	3-0-0	
12	Thomas Sullivan	12	P	0	0	0	0	0	0	5-0-1	1.87
13	Caden Kohout	11	P/OF	0.386	70	27	19	17	1	0-0-0	2.33
15	Grant Gouldin	10	P/INF	0.000	1	0	0	0	0		
16	Hayden DeBoer	10	Util	0.000	1	0	0	0	0		
18	Cullen Papenhagen	11	P/INF	0.233	43	10	7	12	0	2-0-0	
21	Zachary Argo	11	P/C	0.333	21	7	4	3	1	6-2-0	1.78
22	Gavin Dowding	10	P/OF	0.000	2	0	4	0	0		
23	Austin Schultz	11	P/INF	0.493	71	35	31	24	5		
24	James Young	12	P/OF	0.250	4	1	2	3	1	3-1-1	1.65
25	William Reetz	11	P/INF	0.297	74	22	19	5	4		
27	Jesse Brown	12	P/INF	0.346	52	18	14	10	0	1-0-0	3.18
31	Tyler Ruhl	9	P/C	0.333	15	5	2	5	0	0-0-1	3.00

# BLAIR Bears | Purple/White | 13-8

**Superintendent:** Rex Pfeil

**Principal:** Tom Anderson

**Athletic Director:** Marty Rogers

**NSAA Enrollment:** 554

**Conference:** Eastern Midlands

**Head Coach:** Mike O'Kane

**Assistant Coaches:** James Bilsend, Larry O'Brien, Cris Aguilera, Kevin Rasmussen, Brian Fettes

**State Tournament Appearances:** 4

**Most Recent State Tournament:** 2016



## Season Record 13-8

Bennington	W	2-1
Elkhorn	L	0-13
Omaha Skutt Catholic	L	2-3
Lincoln Northeast	L	3-4
Omaha Gross Catholic	W	9-1
Plattsmouth	W	9-0
Elkhorn South	L	4-7
Ralston	W	13-12
Columbus	W	5-4
Wayne	W	12-0
Norris	L	3-13
Norris	L	1-3
Plattsmouth	W	23-3
Waverly	W	5-0
Omaha Roncalli Catholic	L	0-7
South Sioux City	W	5-4
Crete	W	9-0
Seward	W	3-0
Wahoo/Raymond Central/Lincoln Lutheran	L	2-5
South Sioux City	W	1-0
Beatrice	W	14-1

No.	Name	GR	POS	BA	AB	H	R	RBI	HR	W-L	ERA
1	Aric Bilsend	10	2B	0.345	29	10	6	2	0		
2	Ian Yost	11	2B	0.167	6	1	2	1	0		
3	Jarrett Branz	12	P/C/LF	0.243	37	9	2	5	0	0-1-1	21.00
4	Garrett Smith	10	P/OF	0	0	0	0	0	0		
5	Grant Rosenbaum	10	INF	0.000	3	0	0	0	0		
6	Colton Kesling	11	C	0.263	19	5	2	4	0		
7	Devon Wormuth	12	C/3B	0.324	34	11	2	3	0		
8	Jacob Garder	12	P/CF	0.250	56	14	8	6	0	6-0-0	.481
10	Jack Nielsen	10	P/OF	0	0	0	19	0	0		
11	Tyler Garder	12	P/1B	0.282	39	11	8	4	0	0-3-1	7.132
13	Owyn Adamson	12	SS	0.250	40	10	6	4	0	1-0-0	3.182
16	Mills Macek	12	P/RF	0.333	63	21	7	17	0	1-2-0	4.594
17	Jaden Livingston	12	3B	0.261	23	6	5	2	0		
18	Andrew Straube	10	C	0.000	1	0	1	0	0		
20	Dylan Rahlfs	12	OF	0.300	60	18	16	12	0		
24	Ryan Rasmussen	9	SS	0.455	44	20	18	12	1		
26	Jacob Mathiesen	11	P/1B	0.000	4	0	0	0	0		
28	Jacob Rodriguez	9	2B	0.000	1	0	9	0	0		
29	Jacob MacDonald	11	3B	0.377	53	20	10	13	1	4-2-0	1.981
34	Creighton Ross	12	P/1B	0.375	16	6	1	5	0	1-0-0	3.706

# GRETNA Dragons | Green/White/Gold | 19-7

**Superintendent:** Dr. Kevin Riley

**Principal:** Roger Miller

**Athletic Director:** Chad Jepsen

**NSAA Enrollment:** 788

**Conference:** Eastern Midlands

**Head Coach:** Jake Wolf

**Assistant Coaches:** Jeffe Depue, Jake Jadowski, Bryan O'Flynn, Jon Best, Brian Pruch, Ryan Garder, Josh Land, Matt Shrader

**State Tournament Appearances:** 7

**Most Recent State Tournament:** 2016

**State Championship Years:** B/2011



No.	Name	GR	POS	BA	AB	H	R	RBI	HR	W-L	ERA
1	Brody Riecken	11	P/OF	0.308	78	24	30	8	0		
2	Tanner Hurt	11	P/Util	0.231	39	9	11	13	0	2-0-2	.58
3	Brayden Hardies	12	SS	0.222	72	16	21	13	0		
4	Grant Bruner	12	C/INF/OF	0.317	82	26	21	20	0		
5	Tanner Tierney	11	C/OF	0.419	62	26	22	20	2		
6	Gage Larsen	12	P/C/INF	0.296	27	8	7	3	0	4-1-1	3.27
7	Caleb French	11	INF	0.384	73	28	21	15	0		
8	Caden Opfer	10	P/1B/OF	0	0	0	3	0	0		
9	Caden Ross	12	P/OF	0.000	6	0	0	0	0	0-0-0	10.50
10	Carter Kocian	12	INF	0.373	83	31	21	23	1		
11	Cody Riepl	12	1B/OF	0.200	25	5	6	8	0		
12	Jackson Speer	11	2B/OF	0	0	0	1	0	0		
13	Chad Rohan	12	P	0	0	0	0	0	0	0-0-0	
14	Collier Buttgen	11	P/INF	0.333	9	3	3	1	0	1-0-0	4.42
15	Caden Mason	12	P/OF	0.246	57	14	14	13	0		
16	Cade Herrmann	11	P/Util	0.231	13	3	3	2	0	1-0-0	
18	Quinn Mason	10	P/Util	0.667	3	2	1	3	0	2-2-1	2.84
20	Cameron French	12	P/1B	0.255	47	12	5	9	0	3-1-0	3.18
21	Ryan Samuelson	12	P	0	0	0	0	0	0	2-1-0	2.19
22	Adrian Cotton	12	P/Util	0.205	39	8	4	11	1	4-2-0	2.84

## Season Record 19-7

Omaha Benson	W	23-2
Waverly	L	9-10
Omaha Roncalli Catholic	W	6-5
Elkhorn South	W	9-8
Omaha Gross Catholic	W	12-3
Wahoo/Raymond Central/Lincoln Lutheran	W	7-6
Omaha Central	W	4-2
Elkhorn	L	2-4
Papillion-LaVista South	L	5-8
Plattsmouth	W	13-3
Omaha Skutt Catholic	L	2-8
Concordia/Brownell Talbot/Omaha Christian Academy	W	8-3
Ralston	L	2-5
Bennington	W	3-0
Elkhorn	W	7-1
Elkhorn South	W	5-4
Bennington	W	6-0
Beatrice	W	3-2
Omaha Westside	W	3-2
Elkhorn South	W	10-5
Lincoln Southeast	L	3-4
Mount Michael Benedictine	W	15-8
Omaha North	W	7-1
Nebraska City	L	3-4
GACC-SS-WPB	W	7-2
Concordia/Brownell Talbot/Omaha Christian Academy	W	18-8

# ELKHORN Antlers | Red/White | 17-10

**Superintendent:** Steve Baker

**Principal:** Dan Radicia

**Athletic Director:** Mark King

**NSAA Enrollment:** 730

**Conference:** Eastern Midlands

**Head Coach:** Kyle McCright

**Assistant Coaches:** Lance Clark, Corey Petersen, Brian Richter, Tadd Johansen, Josh Snyder, Jake Owen, Kendall Martin

**State Tournament Appearances:** 11

**Most Recent State Tournament:** 2016

**State Championship Years:** A/2007, B/2008, B/2016

**Runner-up:** A/2011



## Season Record 17-10

Omaha Skutt Catholic	L	0-5
Lincoln Pius X	L	8-11
Blair	W	13-0
Plattsmouth	W	13-0
Omaha Westside	L	0-2
Omaha Gross Catholic	W	7-0
Waverly	W	5-1
Lincoln Northeast	L	0-1
Gretna	W	4-2
Bennington	W	6-2
Norris	L	1-2
Lincoln Southeast	W	1-0
Omaha Westside	L	3-4
Millard West	W	4-2
Lincoln Southwest	W	7-4
Beatrice	L	1-3
Waverly	W	6-3
Gretna	L	1-7
Norris	W	3-0
Bellevue West	W	11-0
Nebraska City	W	6-2
Omaha Roncalli Catholic	W	2-1
Omaha Bryan	W	6-0
Creighton Preparatory School	L	3-8
Elkhorn South	L	1-5
Mount Michael Benedictine	W	5-0
Seward	W	6-1

No.	Name	GR	POS	BA	AB	H	R	RBI	HR	W-L	ERA
1	Zach Byar	11	P/2B	0.333	3	1	0	0	0	1-1-0	2.01
2	Evan Sinz	12	P/SS/OF	0.250	84	21	15	18	1	3-3-0	3.28
3	Travis Baily	12	C/OF	0.284	81	23	10	8	0		
4	Drew Jindra	12	P/C/OF	0.083	24	2	9	0	0	3-0-1	0.29
6	Trey Frahm	9	SS/3B/OF	0.240	75	18	12	14	1		
7	Parker Gutschow	11	1B	0.000	1	0	0	0	0		
9	Dylan Nielsen	12	P	0	0	0	0	0	0	0-1-1	3.50
10	Ben Morock	12	P/1B	0.271	70	19	5	12	0	4-1-0	1.12
11	Noah Meyer	12	OF	0.000	11	0	3	2	0		
12	Connor Fowler	12	2B	0.298	84	25	19	8	0		
13	Jacob Randazzo	12	P	0	0	0	0	0	0	0-0-0	2.10
14	Joe Roecker	12	P/1B/3B	0.364	88	32	14	15	2	4-2-0	1.61
15	Sam Rogers	11	P/OF	0.231	78	18	9	12	2		
16	Zach Headley	11	P/1B/OF	0.245	53	13	9	11	1	0-2-1	2.15
17	Matt Hotovy	11	OF	0.264	53	14	9	3	0		
18	Jakob Crampton	11	P	0	0	0	0	0	0	2-0-0	0.58
19	Adam Hunt	10	1B	0.143	7	1	1	0	0		
20	Parker Lange	10	OF	0.750	4	3	8	2	0		
21	Cullen Ainsworth	10	C/3B	0	0	0	0	0	0		
23	Grady Hatten	11	P/2B/SS/3B	0.000	1	0	0	0	0		



# ELKHORN SOUTH Storm | Navy Blue & Vegas Gold | 19-10

**Superintendent:** Steve Baker

**Principal:** Mark Kalvoda

**Athletic Director:** Roger Ortmeier

**NSAA Enrollment:** 886

**Conference:** Eastern Midlands Conference

**Head Coach:** Brandon Dahl

**Assistant Coaches:** Steve Selk, Jon Frieze, Jacob Rapp, Brady Hohl, Elliot Haack, Ricky Kalina, Jacob Brawner

**State Tournament Appearances:** 3

**Most Recent State Tournament:** 2016



No.	Name	GR	POS	BA	AB	H	R	RBI	HR	W-L	ERA
1	Ethan Peterson	11	P/INF	0.304	92	28	26	14	0	1-0-5	3.65
2	Tyler Schatz	11	P/INF	0.176	51	9	11	6	0	0-1-0	3.65
3	Keaton Hoeke	11	OF	0.353	34	12	13	11	0		
4	Sayer Diederich	10	P/OF	0.341	82	28	21	16	0	3-2-0	1.93
5	Nicholas Bolamperti	12	P	0	0	0	0	0	0	1-1-0	7.41
8	Connor Hoffman	12	P	0	0	0	0	0	0	0-1-1	2.83
9	Jack Tillman	11	C	0.242	62	15	7	13	0		
10	Jared Jennings	11	INF	0.289	76	22	15	14	1		
11	Antonio Zach	12	OF	0.379	95	36	23	27	2		
12	Carson Pilkington	11	OF	0.337	98	33	23	31	3		
13	Spencer Pyle	12	P	0	0	0	1	0	0	6-2-0	4.06
14	Gage Juhlin	10	C/INF	0.222	18	4	2	2	0		
15	Tanner Black	10	P/INF/OF	0.224	58	13	11	10	0	0-0-0	2.25
16	Jackson Bertsch	10	P/INF	0	0	0	0	0	0	1-1-0	5.44
17	Jacob Bunz	11	P/INF	0.319	47	15	8	9	0	5-0-0	2.92
18	Cole Hanafan	11	P	0	0	0	0	0	0	0-2-0	9.00
20	James Olsen	11	OF	0.000	1	0	5	0	0		
21	James Valdivia	10	C/INF	0.371	89	33	24	18	1		
25	Cole Skradis	10	P/INF	0	0	0	0	0	0	0-0-0	
34	Daniel Leise	12	P	0.000	1	0	0	0	0	2-0-2	1.80

## Season Record 19-10

Nebraska City	W	11-7
Omaha Roncalli Catholic	W	4-1
Bellevue East	W	10-0
Gretna	L	8-9
Ralston	W	5-2
Lincoln Pius X	L	3-4
Norris	W	9-5
Archbishop Bergan	W	9-6
Waverly	W	17-4
Papillion-LaVista	W	11-4
Columbus	W	14-2
Creighton Preparatory School	L	0-10
Blair	W	7-4
Papillion-LaVista South	W	3-1
Omaha Gross Catholic	W	11-8
Omaha Central	L	9-10
Nebraska City	W	4-2
Gretna	L	4-5
Norris	L	4-7
Bennington	L	3-6
Papillion-LaVista	W	8-7
Gretna	L	5-10
Millard West	L	2-6
Omaha Skutt Catholic	L	3-9
Lincoln North Star	W	8-7
Norfolk	W	4-0
Elkhorn	W	5-1
Platteview	W	6-2
Omaha Skutt Catholic	W	4-2

# OMAHA SKUTT CATHOLIC SkyHawks | Kelly Green/Black/Silver | 16-8

**Superintendent:** John McMahon

**Principal:** Rob Meyers

**Athletic Director:** Jeremy Moore

**NSAA Enrollment:** 546

**Conference:** River Cities

**Head Coach:** Shawn Exner

**Assistant Coaches:** Dustin Rothe, Loren Gress, Brian Chladek, Dan Nowak, David Emanuel, Bryce Crandall, Mark Ramsey

**State Tournament Appearances:** 12

**Most Recent State Tournament:** 2016

**Runner-up:** B/2008, B/2010, B/2014, B/2016



## Season Record 16-8

Elkhorn	W	5-0
Blair	W	3-2
Columbus	W	6-4
Columbus	W	15-2
Lincoln Northeast	W	3-1
Hastings	W	3-2
Millard North	L	0-1
Papillion-LaVista South	L	1-3
Millard West	L	2-8
Nebraska City	W	9-3
Gretna	W	8-2
Omaha Roncalli Catholic	W	3-1
Archbishop Bergan	L	3-5
Wahoo/Raymond Central/Lincoln Lutheran	W	3-1
Mount Michael Benedictine	W	2-1
Beatrice	W	5-3
Omaha Central	W	3-2
Omaha Gross Catholic	L	4-11
Seward	W	1-0
South Sioux City	L	3-4
Elkhorn South	W	9-3
Ralston	L	10-13
Waverly	W	3-0
Elkhorn South	L	2-4

No.	Name	GR	POS	BA	AB	H	R	RBI	HR	W-L	ERA
	Drew Perry	12	P/2B/3B	0.255	55	14	12	7	0	1-0-0	2.33
1	JD Daro	11	OF	0.217	46	10	10	9	0		
3	Ethan Hall	12	OF	0.372	78	29	16	13	0		
4	JT Gordon	11	P/2B/SS	0.105	38	4	9	2	0	1-0-2	
5	Jack Johnson	11	P/OF	0.190	21	4	6	3	0	0-0-0	4.20
6	Jacob O'Neill	11	3B	0.000	6	0	0	0	0		
7	Michael Evans	12	2B/3B/OF	0.264	53	14	10	8	0		
8	Josh Olson	11	P	0	0	0	0	0	0	0-0-4	3.15
9	Bryce Wesely	11	P	0	0	0	0	0	0	3-0-1	2.25
10	Ryan Moritz	12	P/SS	0.274	62	17	15	13	1	0-0-0	
11	Eli Barton	11	2B/3B	0.133	15	2	2	1	0		
12	Connor Fenton	12	C	0.237	38	9	2	9	0		
14	Brett Miller	12	P/C/INF	0.083	24	2	1	1	0		
15	Jake Archer	11	OF	0.143	14	2	5	2	0		
17	Colton Sudbeck	11	C/OF	0.261	23	6	6	2	0		
18	Tim Miklas	11	P/1B	0.231	13	3	1	1	0	0-0-0	2.62
20	Brandon Anderson	12	P/1B	0.262	61	16	6	14	1	4-2-0	2.31
21	Trevor Stevens	10	P/INF	0.000	6	0	1	0	0		
22	Alex Naran	10	OF	0	0	0	0	0	0		
24	Hunter Schwartzkopf	12	1B	0.250	52	13	6	9	1	3-1-0	2.02
28	Billy McGuire	12	P	0	0	0	0	0	0	4-1-0	1.54

# LINCOLN PIUS X Thunderbolts | Green/Gold/White | 19-5

**Superintendent:** Fr. Jim Meysenburg

**Principal:** Tom Korta

**Athletic Director:** Tim Aylward

**NSAA Enrollment:** 956

**Conference:** Independent

**Head Coach:** Troy Charf

**Assistant Coaches:** Brian Drake, PJ Book, Austin Elm,  
Tom Schneider, Alex Hain, Fletcher Zornes, Ryne  
Kortum, Mike Aylward

**State Tournament Appearances:** 17

**Most Recent State Tournament:** 2015

**State Championship Years:** B/2012, B/2014, B/2015

**Runner-up:** B/1960, B/1974, B/2009, B/2013



## Season Record 19-5

Lincoln Southwest	W	6-2
Elkhorn	W	11-8
Lincoln Southeast	W	2-1
Lincoln High	W	3-1
Elkhorn South	W	4-3
Lincoln East	W	5-1
Omaha Gross Catholic	W	5-0
Creighton Preparatory School	W	15-5
Bellevue West	W	7-1
Ralston	W	5-1
Lincoln Northeast	W	2-1
Bennington	W	4-0
Seward	L	6-11
Crete	W	13-1
Waverly	W	14-3
Waverly	W	7-5
Grand Island	L	4-5
Lincoln Southeast	L	3-10
Papillion-LaVista South	W	5-1
Omaha Westside	W	6-0
Hastings	W	5-0
Archbishop Bergan	L	1-2
Omaha Gross Catholic	W	3-0
Arlington	L	5-6

No.	Name	GR	POS	BA	AB	H	R	RBI	HR	W-L	ERA
2	Andrew Eskens	11	P/INF	0.270	37	10	8	11	0	0-0-2	4.85
4	Camden Brichacek	11	P/INF	0.298	57	17	17	11	0	1-0-0	2.1
5	Brock Wordekemper	12	P/INF/OF	0.319	47	15	15	18	0		3.5
7	Liam Tinsley	11	P	0.000	2	0	0	0	0	1-0-0	10.5
8	Joe Raun	11	INF/OF	0.087	23	2	11	1	0		
9	Aaron Nichols	11	INF/OF	0.315	54	17	22	6	0		
10	Riley Ward	12	P/INF	0.333	51	17	11	6	0	4-0-0	1.52
11	Peter Foley	11	INF	0.000	11	0	0	0	0		
12	Will Dostal	12	OF	0.130	23	3	6	0	0		
13	Josh Andreasen	11	P	0.000	3	0	0	0	0	0-2-1	9.19
15	Derek Kolbush	12	P/INF	0.349	63	22	12	15	1	4-0-0	2.03
17	Ian Ogea	12	P	0.000	1	0	0	0	0	2-0-0	3.5
21	Dane Milburn	11	P/C	0.243	37	9	8	5	0	2-0-0	1.8
22	Dayne Kreikemeier	11	OF	0	0	0	0	0	0		
28	Tyler Crouse	12	P/OF	0.194	36	7	6	0	0	4-2-0	1.44
30	Dan Cerio	12	INF	0.000	14	0	0	0	0		
32	Conner Lardenoit	11	P/INF	0.000	2	0	0	0	0	1-1-0	.66
34	Kaleb Fox	11	P/C	0.192	26	5	1	4	0		2.33
44	Jackson Arndt	12	C	0.304	46	14	2	12	0		

# ARLINGTON Eagles | Maroon/White | 15-5

**Superintendent:** Lynn Johnson

**Principal:** Aaron Pfingsten

**Athletic Director:** James Shada

**NSAA Enrollment:** 150

**Conference:** Nebraska Capitol

**Head Coach:** Rusty Hilgenkamp

**Assistant Coaches:** Ed Menking, Tyler Stender, Frank  
Theiler

**State Tournament Appearances:** 11

**Most Recent State Tournament:** 2016

**State Championship Years:** B/1940, B/1941, B/1962,  
B/1963

**Runner-up:** B/1942, B/1961



## Season Record 15-5

Omaha Northwest	L	3-5
Omaha North	W	14-4
Wayne	W	4-0
Mount Michael Benedictine	W	16-15
GACC-SS-WPB	W	7-1
Thurston-Cuming County	L	1-2
Bellevue East	L	6-7
Thurston-Cuming County	W	6-0
Douglas County West	W	2-1
Omaha South	W	8-5
Fort Calhoun	W	17-2
Platte Valley	L	1-7
Platteview	L	3-8
Fort Calhoun	W	4-3
Douglas County West	W	11-1
Omaha North	W	3-0
Platteview	W	4-2
Platte Valley	W	5-3
Wahoo/Raymond Central/Lincoln Lutheran	W	1-0
Lincoln Pius X	W	6-5

No.	Name	GR	POS	BA	AB	H	R	RBI	HR	W-L	ERA
1	Justin Allen	11	C/INF	0.000	2	0	0	0	0		
2	Grant Miller	12	P/INF/OF	0.246	61	15	8	7	0	3-1-0	2.04
4	Jackson Borgmann	11	INF	0.394	66	26	18	9	0		
5	Ryan Arnett	10	P/INF	0.000	0	0	0	0	0		
8	Andy Theiler	12	P/INF	0.379	66	25	22	13	1	0-0-0	10.50
10	Jake Vogt	11	P/OF	0.319	47	15	11	10	0		
11	Layne Stafford	12	P/OF	0.750	4	3	2	2	0	2-0-0	1.08
12	Garris Karr	12	P/OF	0.188	64	12	12	11	1	1-0-0	6.46
13	Ben Riecken	11	P/INF	0.000	1	0	0	0	0	2-1-0	0.54
14	Clayton Koch	11	P/OF	0.400	5	2	2	2	0	5-1-0	1.91
16	Hayden Penny	12	C/OF	0.211	57	12	4	5	0		
17	Trevor Toeppen	12	INF	0.213	61	13	8	8	0		
19	Trevor Smailys	10	INF/OF	1.000	1	1	1	0	0		
20	Braden Johnson	12	P/INF	0.338	65	22	17	11	0	2-2-3	1.78
21	Caleb Caskey	11	INF	0.000	3	0	2	0	0		
24	Sam Plugge	12	OF	0.000	9	0	9	0	0		
27	Trent Borgmann	10	INF	0.000	0	0	0	0	0		
30	Noah Reed	12	C/OF	0.180	61	11	6	18	0		
37	Cameron Bruning	10	OF	0.000	0	0	0	0	0		



Always there  
*to help brighten Nebraska's playing fields.*

Contests of skill, strength and courage don't stop for summer sunsets. Or when we take our games inside to escape winter's cold winds. As lights keep shining in the Husker state, it's our promise to always be there when you need us. Illuminating lives.

**Proud to support Nebraska's student-athletes.**



**nppd.com**

877-275-6773 (ASK-NPPD)



**Nebraska Public Power District**

*Always there when you need us*

Together with your local public power utility.





# WATCH ANYWHERE

The NFHS Network is **THE PLACE** to watch high school sports. By giving students the resources needed to produce their own broadcasts, we keep you connected with LIVE, online coverage. No matter where you are,

**HIGH SCHOOL HAPPENS HERE!**



Introducing the Apple TV & Android APP!  
Visit **NFHSnetwork.com** to join for **FREE**.







## STAY UP-TO-DATE ON ALL OF THE NSAA ACTION!







[facebook.com/nsaahome](https://facebook.com/nsaahome)  
 @nsaahome  
 @nsaahome  
 @nsaaevents  
 Nebraska School Activities Association

[www.nsaahome.org](http://www.nsaahome.org)

# NSAA STATE BASEBALL

## CHAMPIONSHIP HISTORY

### CLASS A

#### Double-Elimination Championship Final(s) Year-Winner, Runner-Up

2016 – Creighton Prep (28-4) 13, Millard West (28-6) 8  
2015 – Omaha Westside (33-6) 1, Millard South (29-9) 0  
2014 – Omaha Westside (35-3) 7, Creighton Preparatory (26-9) 3  
2013 – Omaha Westside (24-6) 8, Millard South (17-8) 0  
2012 – Creighton Preparatory 14, Lincoln Northeast 4 (6 in.)  
Creighton Preparatory (34-4) 12, Lincoln Northeast (24-12) 2 (6 in.)  
2011 – Papillion-La Vista South (31-6) 3, Millard West (28-9) 0  
2010 – Papillion-La Vista South (28-6) 3, Creighton Preparatory (24-12) 1  
2009 – Omaha Westside (34-4) 6, Creighton Preparatory (26-6) 5 (8 in.)  
2008 – Millard West 10, Grand Island 3  
Grand Island (20-14) 7, Millard West (31-8) 6  
2007 – Elkhorn (27-5) 2, Millard West (29-9) 1  
2006 – Omaha Westside (21-6) 8, Millard North (23-8) 0  
2005 – Millard North (35-0) 10, Omaha Westside (27-10) 6  
2004 – Creighton Preparatory (26-9) 11, Millard North (28-12) 9  
2003 – Omaha Westside (32-3) 8, Millard West (30-10) 6 (8 in.)  
2002 – Millard North 6, Creighton Preparatory 3  
Creighton Preparatory (32-5) 13, Millard North (24-10) 3  
2001 – Millard West 14, Creighton Preparatory 2  
Creighton Preparatory (25-10) 6, Millard West (33-6) 5  
2000 – Omaha Burke 2, Millard West 1  
Omaha Burke (22-10) 11, Millard West (25-12) 6  
1999 – Omaha Westside 5, Papillion-La Vista 0  
Omaha Westside (23-5) 6, Papillion-La Vista (22-10) 1

#### Single Elimination Championship Final Year-Winner, Runner-Up

1998 – Papillion-La Vista (21-8) 8, Omaha Westside (23-7) 2  
1997 – Papillion-La Vista (23-8) 4, Creighton Preparatory (20-8) 3  
1996 – Ralston (26-1) 6, Omaha Westside (20-12) 1  
1995 – Ralston (16-7) 7, Creighton Preparatory (18-6) 1  
1994 – Omaha Northwest (23-1) 7, Omaha Westside (14-9) 5  
1993 – Creighton Preparatory 5, Millard North 4  
1992 – Omaha Burke 5, Creighton Preparatory 1  
1991 – Ralston (16-2) 5, Millard North (14-4) 0  
1990 – Millard North (20-3) 10, Omaha Westside (14-6) 9

1989 – Omaha Northwest 3, Lincoln Northeast 2 (14 in.)

1988 – Ralston 4, Lincoln Southeast 2  
1987 – Ralston 10, Creighton Preparatory 2  
1986 – Ralston 4, Omaha Benson 1  
1985 – Omaha Northwest 3, Millard South 0  
1984 – Omaha Northwest 4, Millard South 2  
1983 – Omaha Northwest 10, Millard South 0  
1982 – Omaha Northwest 7, Omaha Westside 3  
1981 – Creighton Preparatory 10, Millard 1  
1980 – Millard 1, Omaha Roncalli 0  
1979 – Omaha Burke 8, Lincoln Southeast 4  
1978 – Bellevue West 4, Millard 3  
1977 – Lincoln Southeast 5, Papillion 2  
1976 – Millard 3, Omaha Westside 2  
1975 – Omaha Burke 6, Lincoln Southeast 1  
1974 – Omaha Benson 5, Omaha Northwest 0  
1973 – Omaha South 2, Lincoln Northeast 1  
1972 – Omaha Westside 6, Omaha Benson 1  
1971 – Omaha Ryan 8, Omaha South 0  
1970 – Omaha Burke 1, Creighton Preparatory 0  
1969 – Creighton Preparatory 4, Omaha Westside 3  
1968 – Omaha Ryan 6, Omaha Rummel 3  
1967 – Omaha Ryan 8, Lincoln Southeast 2  
1966 – Omaha Tech 5, Omaha Benson 2  
1965 – Omaha Ryan 3, Omaha South 1  
1964 – Omaha Ryan 8, Lincoln High 3  
1963 – Lincoln High 2, Omaha Ryan 1  
1962 – Lincoln Southeast 2, Central City 1  
1961 – Lincoln Southeast 5, Lincoln Northeast 3  
1960 – Lincoln Southeast 3, Boys Town 2  
1959 – Boys Town 2, Omaha Cathedral 0  
1958 – Lincoln Southeast 4, Lincoln Northeast 2  
1957 – Lincoln Northeast 5, Omaha Cathedral 0  
1956 – Lincoln High 8, Lincoln Northeast 1  
1955 – Lincoln High 11, Boys Town 0  
1954 – Lincoln High 3, Boys Town 0  
1953 – Boys Town 2, Lincoln High 1  
1952 – Lincoln High 15, Curtis 0  
1951 – Lincoln High 8, Omaha Holy Name 4  
1943-50 – No Championship  
1942 – Creighton Preparatory (AA) 5, Omaha North 1  
1941 – Omaha South (AA)-Creighton Preparatory (Score Unavailable)  
1940 – Creighton Preparatory 13, Lincoln High 2  
1939 – Omaha Central 7, Creighton Preparatory 1

### CLASS B

#### Double Elimination Championship Final(s) Year-Winner, Runner-Up

2016 – Elkhorn (27-6) 4, Omaha Skutt Catholic (23-5) 3  
2015 – Lincoln Pius X (20-6) 6, Norris (18-14) 3  
2014 – Lincoln Pius X (26-6) 7, Omaha Skutt Catholic (19-8) 5  
2013 – Norris (26-2) 3, Lincoln Pius X (18-3) 2  
2012 – Lincoln Pius X (23-10) 2, Norris (29-6) 1  
2011 – Gretna (25-4) 2, Elkhorn (21-10) 0  
2010 – Omaha Gross Catholic 3, Omaha Skutt Catholic 1  
Omaha Gross Catholic (15-14) 6, Omaha Skutt Catholic (20-9) 0  
2009 – Omaha Gross Catholic (17-13) 4, Lincoln Pius X (18-13) 2  
2008 – Omaha Skutt Catholic 3, Elkhorn 0  
Elkhorn (21-10) 15, Omaha Skutt Catholic (15-13) 2 (6 in.)

#### Single Elimination Championship Final Year-Winner, Runner-Up

1981 – Omaha Roncalli 3, Laurel 0  
1980 – Wakefield 4, Omaha Ryan 3  
1979 – Omaha Ryan 7, Wayne 3  
1978 – Omaha Paul VI 5, Wakefield 0  
1977 – Omaha Ryan 8, Bancroft 0  
1976 – Wayne 2, Omaha Ryan 1  
1975 – Omaha Paul VI 9, Allen 2  
1974 – Omaha Gross Catholic 8, Lincoln Pius X 0  
1973 – Omaha Gross Catholic 5, Bancroft 0  
1972 – Omaha Gross Catholic 4, Dodge 1  
1971 – Omaha Gross Catholic 3, Centennial 0  
1970 – Wayne 6, Grand Island Central Catholic 3  
1969 – Valley 5, Wayne 1  
1968 – Wayne 8, Norris 1  
1967 – Ralston 5, Norris 0  
1966 – Dodge 11, Martell 6  
1965 – Dodge 8, Elmwood 4  
1964 – Seward Concordia 5, Elmwood 4  
1963 – Arlington 10, Elmwood 4  
1962 – Arlington 8, Seward Concordia 2  
1961 – Creighton St. Ludgers 3, Arlington 2  
1960 – Central City 8, Lincoln Pius X 4  
1959 – Seward Concordia 4, Papillion 1  
1958 – Imperial 9, Columbus St. Bonaventure 3  
1957 – Central City 7, Imperial 1  
1956 – Central City 3, Imperial 0  
1955 – Humphrey St. Francis 1, Wausa 0  
1954 – Wisner (5-0) 1, Omaha Holy Name 0  
1953 – Omaha Holy Name 12, Plainview 2  
1952 – Omaha Holy Name 8, Tecumseh 0  
1951 – Millard 4, Riverton 0  
1943-50 – No Championship  
1942 – Neligh (A) 11, Papillion 5  
Springfield (B) 5, Arlington 1  
1941 – Madison (A) def. Neligh (Score Unavailable)  
Arlington (B) 7 def. Osmond 0  
1940 – Arlington 25 def. Steinauer 0

### CLASS C

Year-Winner, Runner-Up  
1960 – Seward Concordia 8, Papillion 0  
1959 – Creighton St. Ludgers 9, Filley 0  
1958 – Millard 7, Center 4  
1957 – Center 4, Dodge 2  
1956 – Dodge 8, Springfield 5  
1955 – Creighton St. Ludgers 11, Panama 0  
1954 – Humphrey St. Francis 2, Clarks 1  
1953 – Adams 2, Dodge 0  
1952 – Dodge 5, Clarks 4  
1943-51 No Championship  
1942 – Filley 6, Yutan 5  
1941 – Burchard (Opponent and Score Unavailable)  
1940 – Millard 2, Springfield 1

### CLASS D

Year-Winner, Runner-Up  
1954 – Millard 4, Filley 2  
1953 – Millard 10, Oakdale 0  
1952 – Prague 4, Oakdale 3

# NSAA STATE BASEBALL

## CHAMPIONSHIP BESTS

### MOST STATE CHAMPIONSHIP APPEARANCES

Millard South, 39  
Creighton Preparatory, 37  
Omaha Westside, 35  
Lincoln Southeast, 32  
Millard North, 28  
Papillion-La Vista, 26  
Ralston, 21  
Lincoln High, 20  
Millard West, 20  
Omaha Northwest, 19  
Omaha Gross Catholic, 18  
Lincoln Northeast, 17  
Lincoln Pius X, 17  
Omaha Burke, 17  
Omaha Bryan, 13  
Omaha Skutt Catholic, 12  
Arlington, 11  
Elkhorn, 11  
Omaha South, 11  
Omaha Roncalli Catholic (Rummel), 10  
Norris, 9  
Papillion-La Vista South, 8  
Grand Island, 7  
Gretna, 7  
Lincoln Southwest, 7  
Lincoln East, 5  
Omaha Benson, 5  
Bellevue West, 5

### MOST STATE CHAMPIONSHIPS

Creighton Preparatory, 10  
Omaha Westside, 8  
Ralston, 7  
Millard South, 7  
Omaha Ryan, 7  
Lincoln High, 6  
Omaha Gross Catholic, 6  
Omaha Northwest, 6  
Lincoln Southeast, 5  
Omaha Burke, 5  
Arlington, 4  
Dodge, 4  
Central City, 3  
Creighton St. Ludgers, 3  
Elkhorn, 3  
Lincoln Pius X, 3  
Seward Concordia, 3  
Wayne, 3

### CONSECUTIVE STATE CHAMPIONSHIPS

Omaha Gross Catholic, 4 (B/1971-74)  
Omaha Northwest, 4 (A/1982-85)  
Lincoln High, 3 (A/1954-56)  
Lincoln Southeast, 3 (A/1960-62)  
Omaha Westside, 3 (A/2013-15)  
Ralston, 3 (A/1986-88)  
Arlington, 2 (B/1940-41)  
Arlington, 2 (B/1962-63)  
Central City, 2 (B/1956-57)  
Creighton Preparatory, 2 (A/2001-02)  
Dodge, 2 (B/1965-66)  
Elkhorn, 2 (A/2007, B/2008)  
Lincoln High, 2 (A/1951-52)  
Lincoln Pius X, 2 (B/2014-15)  
Millard, 2 (D/1953-54)  
Omaha Gross Catholic, 2 (B/2009-10)  
Omaha Holy Name, 2 (B/1952-53)  
Omaha Ryan, 2 (A/1964-65)  
Papillion-La Vista, 2 (A/1997-98)  
Papillion-La Vista South, 2 (A/2010-11)  
Ralston, 2 (A/1995-96)

### MOST TIMES IN FINALS

Creighton Preparatory, 20  
Omaha Westside, 16  
Millard South, 14  
Omaha Ryan, 10  
Lincoln High, 9  
Lincoln Southeast, 9  
Dodge, 7  
Lincoln Northeast, 7  
Lincoln Pius X, 7  
Millard North, 7  
Millard West, 7  
Omaha Northwest, 7  
Papillion-La Vista, 7  
Ralston, 7  
Arlington, 6  
Omaha Gross Catholic, 6  
Boys Town, 5  
Norris, 5  
Omaha Burke, 5  
Wayne, 5  
Central City, 4  
Elkhorn, 4  
Omaha Benson, 4  
Omaha Holy Name, 4  
Omaha Skutt Catholic, 4  
Omaha South, 4  
Seward Concordia, 4  
Elmwood, 3  
Imperial, 3  
Omaha Roncalli Catholic (Rummel), 3  
Springfield, 3  
Omaha Cathedral, 2  
Papillion-La Vista South, 2  
Bellevue West, 1  
Curtis, 1  
Grand Island, 1  
Gretna, 1  
Omaha Central, 1  
Omaha North, 1  
Omaha Technical, 1  
Yutan, 1

# Make smarter plays

with Schneider Electric  
on your team

[www.schneider-electric.com/weather](http://www.schneider-electric.com/weather)



The Nebraska School Activities Association relies on top-rated weather and real-time lightning strike alerting information from Schneider Electric weather solutions to help keep student athletes and spectators safe — at home or away.

Schneider Electric provides solutions to thousands of companies and organizations across the country to help manage their unique weather challenges that can impact safety, operational effectiveness, and profitability.

For more information on how Schneider Electric can help your team, call 1.800.610.0777 or visit our website.

Life Is On

**Schneider**  
Electric



**SCC** *Southeast community college*



# Extend your playing career at SCC!

- ☐ Member of NJCAA D-II
- ☐ Member of Region XIII
- ☐ Home field in Beatrice
- ☐ Schedule includes schools from NE, KS, OK, MO, and MN

Trey Kissack,  
Grand Island, NE

[www.sccstorm.com](http://www.sccstorm.com)

**Learn more  
about the Storm**

Contact Dion Parks,  
Head Coach

402-228-3468 Ext. 1364 or  
[dparks@southeast.edu](mailto:dparks@southeast.edu)

**[C] CALLAM**  
**SPORTS PHOTOGRAPHY**

## Your Source for NSAA Championship Images!

Digital Images for action and awards  
Action, Awards Ceremony, and Team prints  
Photo Collages, Panels and more!

view your images at:  
[www.callamsportsphoto.com](http://www.callamsportsphoto.com)