NSAA STATE

$4

SWIMMING & DIVING

February 23-25, 2017 CHAMPIONSHIPS Lincoln

"NSAA activities...the other half of education."

Dear Friends,

Welcome to another competition of Nebraska's state championship games!

Congratulations to the students who have earned a chance to represent your school at this event. This is a very exciting time, and you should all be proud of all of the time and hard work you put in to get to this point.

Thank you to the coaches, parents and guardians who play an important role in supporting our talented young Nebraskans. Participants, make sure you also thank all of those who have supported you and helped you get to this point in your life.

When students are involved in extracurricular activities they are able to build the character and discipline needed to succeed long after graduation. These outside of the classroom competitions encourage the development of important values such as sportsmanship, hard work, and responsibility.

As you partake in these activities in the upcoming days, remember that it's not just about winning and that you will take away experience, friends and memories that will last long after your time in high school.

Best wishes for a safe and exciting competition!

Pete Ricketts
Governor

Competing for a state championship is the goal of most students who participate in sports and performing arts. So to those high school students who have reached this championship, we say congratulations and good luck!

Students participate in high school sports and performing arts for a wide variety of reason, not the least of which is to have fun. It is important that the NSAA and member schools regularly strive to cultivate high school activities as educational activities. The positive life lessons learned while participating help make the case for sports and activities in our high schools.

Many studies have shown the value of participation. Studies have shown that students not only have the enjoyment of participating in high school activities, but such students generally attain higher academic achievement, exhibit healthier behaviors, experience fewer discipline referrals and drop out of school less frequently. High school activities are, indeed, the other half of education.

The NSAA staff and its member schools are pleased to be able to offer participation opportunities to this state's high school students in athletics and performing arts activities annually.

Please join us in saluting the students participating in this Championship! The "future" competes here!

Dr. Jim Tenopir
NSAA Executive Director

*"**NSAA** activities...the other half of education."*

We've got this state covered with 4G LTE.™

Visit your neighborhood U.S. Cellular store for more information.

SAMSUNG Galaxy S7

U.S. Cellular
AUTHORIZED AGENT

A-1 Cellular
Auburn

Cellcom
Hartington and Wayne

Cellular Advantage
Bellevue, Hastings, Omaha, and York

Huskerland Communications
Valentine, O'Neill, Broken Bow, and Columbus

Kris' Connections, Inc.
Beatrice

Nebraska Cellular Store
Seward

Nebraska Wireless
Schuyler

Telebeep Wireless
Norfolk

Westlake ACE Hardware
Nebraska City

4G LTE not available in all areas. See uscellular.com/4G for complete coverage details. 4G LTE service provided through King Street Wireless, a partner of U.S. Cellular. LTE is a trademark of ETSI.©2016 U.S. Cellular
No_Contract_4GLTE_Version1_Print_DI_7_5x10_V1

1060702

NSAA STATE

SWIMMING/DIVING

CHAMPIONSHIPS

FEBRUARY 23-25, 2017
BOB DEVANEY SPORTS CENTER • LINCOLN, NEBRASKA

Thursday, February 23

8:00 a.m. Girls' diving warm-up
9:30 a.m. Girls' competition (prelims, semis and finals)
Approx.12:30 p.m. Boys' diving warm-up
Approx. 2:00 p.m. Boys' competition (prelims, semis and finals)

Friday, February 24

GIRLS SESSION

7:30 a.m. Pool open for warm-ups

9:00 a.m. 200 Medley Relay

10 minute break –
NSAA Special Olympics 50 Free

200 Free
200 IM
50 Free

20 minute break

100 Fly
100 Free
500 Free

5 minute break

200 Free Relay

15 minute break

100 Back
100 Breast

5 minute break

400 Free Relay

Clear Facility (afternoon session competing athletes permitted access to deck)

BOYS SESSION

12:30 p.m. Warm-ups begin second session

2:00 p.m. Competition begins second session

200 Medley Relay

10 minute break -
NSAA Special Olympics 50 Free

200 Free
200 IM
50 Free

20 minute break

100 Fly
100 Free
500 Free

5 minute break

200 Free Relay

15 minute break

100 Back
100 Breast

5 minute break

400 Free Relay

Saturday, February 25

9:00 a.m. Swimming warm-ups
11:00 a.m. Swimming Championship Finals

NSAA Executive Director
Dr. Jim Tenopir

Championship Director
Jeff Stauss, NSAA Assistant Director

National Anthem Singers
Girls Diving: Vanessa Reiser, Papillion-La Vista
Boys Diving: Aaron Marlatt, Aurora
Girls Preliminaries: Anna Wade, Lincoln Southeast
Boys Preliminaries: Blair Langan, O'Neill
FINALS: Morgan Brewer, Columbus

The Nebraska School Activities Association would like to thank the following people who donate their time and talent to the competitors and coaches of the member schools competing in the NSAA Swimming and Diving Championships.

Swim Workers
Carol Anderson
Doug Ayars
Arnie Ban
Jon Beggs
Jan Churchill
Pat Dibiase
Carl Evans
Katie Evans
Bill Flory
Don Fucik
Amber Green
Jim Hall
Lee Hammond
Bill Haney
Starre Haney
Chris Hangen
Rich Hood
Lori Howard
Bridget Kramer
Ken Kramer
Gary Kuhn
Laura Kuhn
David Lammel
Richard Lau
Gretchen Lindner
Mary Losee
Stephen Marchitelli
Ron Meggs
Diana Meyer
Jake Moore
Ed Muller
Betsy Purcell
John Rogers
Terry Seymour
Ted Smits
Scot Sorensen
Tip Spencer
Harry Stanley
Lynn Weaver
Paula Wennstedt
Rob Wennstedt
Scarlett Wilson

Diving Judges
Jon Beggs
Reynaldo Castro
Peter Charles
Erik Gustafson
Deb Howorth
Becky Sedlacek
Lynn Weaver
Rob Wennstedt, Diving Referee

Doctors
Dr. Dennis Connolly
Dr. Michelle Manning
Dr. Janet Sellon

Trainers
Deena Curtis
Drew Erks
Jen Krueger
Calista Stalheim

Event 1 **Girls 200 Yard Medley Relay**

Meet Record: 1:41.39 2016 Lincoln Southwest

Automatic Qualifying: 1:59.00 C. Walstad, D. Dilsaver, K. Witt, O. Calegan

Lane	Team	Relay				Seed Time	Prelim Time	Place
Heat 1 of 4 Prelims								
3	Columbus					2:04.53		
	1) Callan Fuchser 10	2) Emily Miksch 09	3) Mia Janssen 11	4) Julia Salerno 10				
	5) Macy Blaser 09	6) Stefani Padilla 10						
4	Lincoln High					2:03.51		
	1) Emily Smith 10	2) Angie Skarp 11	3) Jerica Barber 11	4) Colleen Arnold 10				
	5) Nella Maynard 09	6) Jenna Levich 09	7) Alex Mumgaard 10					
5	BT-Concordia-Mercy-Roncalli					2:01.89		
	1) Sami Clarkson 10	2) Emma Garfoot 09	3) Karin Berg 12	4) Elise Volk 10				
	5) Maureen Voller 12	6) Emily Coleman 11	7) Tyra Nance 11					
6	Scottsbluff-Gering					2:02.03		
	1) Hailey Rickey 09	2) Rosa Garcia 11	3) Kaitlyn Hayhurst 11	4) Shianne Shaver 11				
	5) Kayla DeBlieck 10	6) Hailey Sanderson 12	7) Samantha Galindo 09	8) Stephanie Woolsey 09				
7	Beatrice					2:03.55		
	1) Maddy Wagner 11	2) Makalah Scheele 11	3) Ainsley Hostetler 12	4) Mikasa Lierman 10				
	5) Taylor Larkins 12							
Heat 2 of 4 Prelims								
2	Bellevue West					1:59.41		
	1) Amanda Horbach 12	2) Michelle Pham 11	3) Samantha Masid 11	4) Roxy Quigg 09				
	5) Brittany Horbach 11	6) Grace Barta 09	7) Meghan Prusia 11	8) Lauren Hedin 10				
3	Skutt Catholic					1:57.28		
	1) Mackenzie Modde 11	2) Cecilia Ferrer 10	3) Zoe Weland 11	4) Rachel Weland 09				
	5) Sofia Ferrer 12	6) Josie Polacek 10	7) Sarah Kramer 11	8) Maggie Kramer 09				
4	Ralston-Gross Catholic					1:54.18		
	1) Anna Ryan 11	2) Samantha Mora 12	3) Emily Jacobson 11	4) Ashley Black 12				
	5) Marina Cote 10	6) Gina Petersen 10						
5	Marian					1:50.43		
	1) Molly Miller 11	2) Lily Nelson 11	3) Isabella Pantano 09	4) Kayla Gornall 10				
	5) Delaney Kottke 11	6) Brianne Sedlacek 12	7) Jenna Popp 12	8) Naeleah Hadford 12				
6	Millard North					1:53.31		
	1) Ruth Hailu 12	2) Claire Hrlevich 09	3) Teresa Renze 12	4) Lorin Utsch 09				
	5) Lexington Mandachi 10	6) Caitlin Sousley 09	7) Holly Sernett 09	8) Joely Cubrich 09				
7	Norfolk					1:54.75		
	1) Lauren Jacobsen 11	2) Katherine Meuret 09	3) Audrey Stelling 10	4) Ashley Schulze 11				
	5) Anna Windedahl 10	6) Courtney Flohr 09	7) Jamie Funk 12	8) Morgan Herley 09				
8	Kearney					1:58.81		
	1) Emma Bragg 12	2) Natalya Nelson 11	3) Emma Ryan 11	4) Faith Koralewski 10				
	5) Emma Rohde 12	6) Rhianna Bayley 10						
9	McCook					2:00.50		
	1) Rebecca Tietz 10	2) Mollie Tate 10	3) Shayne Coleman 11	4) Laurel Schmidt 10				
	5) Candace Coleman 09	6) Elizabeth Barenberg 09	7) Elise Stevens 11	8) Alexis Carney 10				
Heat 3 of 4 Prelims								
2	Hastings					1:59.36		
	1) Claire Landgren 12	2) Meghan Thies 11	3) Kate Delaney 09	4) Morgan Baker 09				
	5) Charlotte Deuel 12	6) Shyann Chitty 12	7) Jessica Lindgren 11					
3	Westside					1:56.99		
	1) Lindsey Schultz 12	2) Peyton Stover 12	3) Katelyn Allen 09	4) Autumn Muller 12				
	5) Annika Wilmers 09	6) Shay Snow 10	7) Ashley Lawton 12	8) Anna DeSordi 11				
4	Millard South					1:53.80		
	1) Autumn-Brook Tucker 09	2) Sydney Slosson 12	3) Madison Asche 12	4) Elizabeth Kastrup 12				
	5) Katelyn Boyes 09	6) Alex Nordberg-Ellis 11	7) Camryn Mortrude 11	8) Olivia Greve 10				
5	Pius X					1:50.01		
	1) Abigail Mitchell 10	2) Katie Stonehocker 09	3) Caroline Theil 11	4) Allison Becker 11				
	5) Kara Owens 09	6) Olivia Coffey 12	7) Kailey Decker 11	8) Charlotte Welsh 10				
6	Burke					1:51.86		
	1) Elizabeth Richardson 10	2) Betsy Foy 11	3) Kami Fox 12	4) Bell Robbins 12				
	5) Kelli Posthuma 12	6) Megan Keller 09	7) Mariah Laher 12	8) Ashton Thomsen 10				
7	Millard West					1:54.70		
	1) Payton Hall 10	2) Kate McCoy 10	3) Sydney Hall 09	4) Lexi Christiansen 12				
	5) Hannah Oeltjen 11	6) Anastasia Ortman 10	7) Sydney Fuhrman 09	8) Logan Hodge 11				
8	Omaha Central					1:58.57		
	1) Meagan Gill 12	2) Maya Parry 12	3) Mia Spencer 09	4) Sophie Walenta 10				
	5) Alex Ketzler 12	6) Jessi Ferguson 11	7) Maggie Germonprez 10	8) Madison Craig 12				
9	PLV-PLVS					2:00.08		
	1) Kat Keller 12	2) Chloe Click 09	3) Madison Maddox 10	4) Holly Olson 10				
	5) Maddie Higby 12	6) Tabitha Dendinger 10	7) Emma Jones 09					
Heat 4 of 4 Prelims								
2	Duchesne					1:58.84		
	1) Isabella Martinez-Thibodeau 10	2) Sydney Kobs 10	3) Shannon Goaley 11	4) Samantha Hasebroock 11				
	5) Erin Goaley 12	6) Grace Bybee 12	7) Liz Sgroi 11	8) Cate Longo 11				
3	Fremont					1:55.76		
	1) Justine Blick 12	2) Lauren Gifford 10	3) Kinley Shallberg 10	4) Emma Walz 09				
	5) Kaylin Brown 12	6) Kirstyn Leffler 12	7) Jacie Pelikan 09	8) Claudia de Benito 11				
4	Elkhorn-Elkhorn South					1:53.77		
	1) Ella Hustad 12	2) Paige Hunt 09	3) Alexis Michalski 09	4) Mackenna Wilkie 12				
	5) Lauren Mayo 09	6) Sydney Cole 09	7) Hannah Miller 11	8) Allyse Bell 10				
5	Lincoln Southwest					1:40.57		
	1) Clara Walstad 12	2) Olivia Calegan 12	3) Kaitlyn Witt 11	4) Alana Palmer 11				
	5) Josie Ford 11	6) Anna Heinrich 10	7) Berkeley Livingston 10	8) Dannie Dilsaver 12				
6	Lincoln Southeast					1:50.55		
	1) Margaret Mantonya 10	2) Kennedy Carlson 09	3) Sydney Allison 09	4) Ashley Svik 12				
	5) Madison Beal 12	6) Abby Ertz 09	7) Averie Frye 10	8) Baylie Brewer 10				
7	Lincoln East					1:54.32		
	1) Hayley Piippo 09	2) Marusha Ather 10	3) Cassie Roberts 11	4) Jillian Altmaier 09				
	5) Claire Griffin 09	6) Emily Artz 11	7) Ava Winjum 09	8) Taylor Butalla 12				
8	Grand Island					1:57.66		
	1) Haley Ketteler 11	2) Rachel Atkins 12	3) Isabelle Vlach 10	4) Madison Haubold 12				
	5) Lauren Seelow 09	6) Calyn Haubold 09	7) Sydney Haubold 11	8) Sienna Kunze 12				
9	Lincoln Northeast					1:59.42		
	1) Kera Kottmeyer 12	2) Mya Bahm 11	3) Meg Upah 10	4) Taylor Swenson 11				
	5) Kali Burnham 09	6) Annaliese Kohrell 10						

Event 2 Boys 200 Yard Medley Relay

Meet Record: 1:32.37 2011 Creighton Prep

Automatic Qualifying: 1:47.08 A. Wilt, S. Hansen, Z. Gober, N. Bauwens

Lane	Team	Relay				Seed Time	Prelim Time	Place
Heat 1 of 4 Prelims								
2	Bellevue East					1:51.69		
	1) Zane Murphy 11	2) Tristan Wilkins 11	3) Logan Wood 12	4) Caleb Mantanona 10				
	5) Ayden Johnson 09							
3	Skutt Catholic-Mount Michael					1:51.42		
	1) Jack Kramer 10	2) Ryan Mendick 11	3) Ryan Chapman 11	4) Levi Kicken 10				
	5) Eric Melrose 11							
4	Omaha North					1:50.47		
	1) Tyler Mona 12	2) Nick Hausman 10	3) Liam Murray 10	4) Lee Yoder 11				
	5) Martin Simonini 12	6) Dominick Bartels 09						
5	BT-Concordia-Mercy-Roncalli					1:50.39		
	1) Thomas Nelson 11	2) Jack Bydalek 12	3) Brett Berg 10	4) Jake Needham 11				
	5) Spencer Bolter 11	6) Alex Orlich 10						
6	Gretna					1:50.43		
	1) Kellen McLaughlin 09	2) Seth Kennedy 11	3) Spencer Duff 10	4) Johann Ott 11				
	5) Riley Hekrdle 10	6) Reese Clarke 10	7) Nolan Epps 12					
7	South Sioux City					1:50.61		
	1) Gage Yandell 10	2) Connor Love 12	3) Scott Cain 11	4) Logan Anderson 10				
	5) Jacob Akins 10							
8	Lincoln High					1:51.46		
	1) Charles Sieglaff 09	2) William Vierra 11	3) Mason Mower 11	4) Jonas Sieglaff 11				
	5) Lyle Killingsworth 11	6) Matthew Schultz 11						
Heat 2 of 4 Prelims								
2	Omaha Central					1:45.58		
	1) Aaron Ramsdell 09	2) Orestes Cooper 10	3) Grant Goding 09	4) Marshall Dawkins 11				
	5) Calvin DePriest 12	6) Jonah Spencer 11						
3	Kearney					1:42.76		
	1) Grant Kowalski 10	2) Lucas Eifert 10	3) Jacob Nieveen 09	4) Emmett Black 10				
	5) Justin Machard 11	6) Collin McKelvey 11						
4	Westside					1:40.90		
	1) Evan Thorell 11	2) Alexander Bayles 12	3) Paul Schmidt 10	4) Stephen Amato-Hanner 11				
	5) Thomas Lundin 09	6) Zachary McCarty 12	7) Nathan Munguia 11	8) Trevor Harris 10				
5	Lincoln Southwest					1:37.72		
	1) Michael Ayars 11	2) Chas Nolte 10	3) Nolan Reid 12	4) Ben Wortman 12				
	5) Bridger Cluff 09	6) Jackson Pope 11	7) Caden White 11	8) Sam Morales 12				
6	Millard North					1:40.29		
	1) Luke Eichmann 09	2) Ross Adkins 11	3) Ethan Huss 12	4) Adam Degroodt 12				
	5) Derek Mischo 11	6) Nicholas Pusateri 11	7) Thomas Lorimer 11	8) Luke Baker 10				
7	Norfolk					1:41.61		
	1) Cameron Waddington 11	2) Carson Walker 10	3) Kellen Carney 09	4) Cameron Carney 12				
	5) Kasten Walker 12	6) Caleb Harthoorn 10	7) Adam Gray 12	8) Seth Ruppert 12				
8	Bellevue West					1:44.24		
	1) Daniel Cook 12	2) Christian Howell 12	3) Tanner Cardin 11	4) Aaron Dickinson 12				
	5) Alfred Grenon 11	6) Chase Jablon 11	7) Caleb Miller 10	8) Logan Jones 10				
9	Fremont					1:49.38		
	1) Juan Munoz 10	2) James Pelikan 11	3) Grant Westerman 09	4) Mack Prince 09				
	5) Carter Richmond 09	6) Dylan Bobbett 11	7) Colton Juhl 10					
Heat 3 of 4 Prelims								
2	Scottsbluff-Gering					1:45.37		
	1) Ian Papenfus 10	2) Travis Zeiler 12	3) Logan Fox 11	4) Mikhail Thanawalla 12				
	5) Ian Galindo 12	6) Raul Garcia-Ortiz 12	7) Joseph Maag 10	8) Avery Bailey 12				
3	Elkhorn-Elkhorn South					1:42.29		
	1) Ryan Patterson 11	2) Grant Holst 11	3) Nicklas Sundstrom 10	4) Ethan Kloster 10				
	5) Connor Gress 09	6) Bryson Cash 09	7) Dalton Alexander 11	8) Zach Irwin 10				
4	Millard South					1:40.82		
	1) Hunter Smithson 10	2) Max Edwards 11	3) Orion-Bay Tucker 12	4) Trevor Edwards 09				
	5) Bryan Botkin 10		7) Connor Lammel 10	8) Grant Mitera 10				
5	PLV-PLVS					1:37.20		
	1) Mark Cavanaugh 10	2) Noah Barr 12	3) Grayson Stanton 11	4) Javier Quinones 11				
	5) Aj Dumont 10	6) Sean McElmeel 09	7) Conner Moran 12	8) Danny George 12				
6	Grand Island					1:39.98		
	1) Kyle Whiteley 12	2) Sterling Rauch-Word 09	3) Matthew Novinski 12	4) Doug Lewandowski 09				
	5) Devin Krauss 12	6) Colby Setlik 09	7) Paul Noble 10					
7	Millard West					1:41.29		
	1) Jordan Stalheim 09	2) Andrew Feller 12	3) Matt Wanetka 12	4) Dillon Murman 12				
	5) Ben Dubay 09	6) Chris Evans 11	7) Gabe Paredes-Reyes 10	8) Colin Backhaus 10				
8	Beatrice					1:43.99		
	1) Keegan Schuchart 12	2) Austin Barber 12	3) Regan Monhollon 12	4) Jacob Mason 10				
	5) Colton Starck 10	6) RJ Suey 10						
9	Lincoln Southeast					1:47.97		
	1) Dustin Seifert 11	2) Brett Foster 10	3) Paul Lohnes 11	4) Luke Keester 12				
	5) Walter Turner 10	6) Alex Schmidt 12	7) Timur Kounikeev 10	8) Cooper McClure 09				
Heat 4 of 4 Prelims								
2	Columbus					1:45.02		
	1) Hunter Hall 11	2) Chase Andresen 11	3) Said Mendez 11	4) Trey Dallman 11				
	5) Konner Kudron 10	6) Gabe Moseman 10	7) Alec Flyr 11					
3	Pius X					1:41.78		
	1) Jordan Coffey 10	2) Ethan Newland 09	3) Joseph Berrick 12	4) Conor Kearns 12				
	5) William Twehous 12	6) Crispin Corpuz 10	7) Marco Batres 11	8) Joseph Brozek 12				
4	Burke					1:40.82		
	1) Pedro Hijano-Fatheddine 12	2) Nigel Nelson 12	3) Alec Ellis 12	4) Hayden Robbins 11				
	5) Jacob Frisbie 11	6) Gavin Grabill 11	7) Will Spech 10	8) Gabriel Westfall 10				
5	Creighton Prep					1:34.39		
	1) Caleb Piti 12	2) Samuel Buechler 12	3) Rush Clark 09	4) Michael Simmons 12				
	5) Jeffrey Kilborn 12	6) Blaine Kaup 10	7) William Tjaden 12	8) Ray Cronin 11				
6	Lincoln East					1:38.82		
	1) Adam Piro 10	2) Alex Petty 10	3) Brandon LaPointe 12	4) Grant Baker 11				
	5) Cael Dice 09	6) Aaron Janike 12	7) Matthew Hotz 11	8) Alexander Provost 09				
7	Lincoln Northeast					1:41.21		
	1) Jacob Hawkins 11	2) Chase Larson 11	3) Jackson Rinaker 12	4) Caden Feit 09				
	5) Jason Eppens 11	6) Josh Kohrell 11						
8	Ralston-Gross Catholic					1:43.76		
	1) Lukas Hezel 12	2) Preston Greiner 09	3) Caleb Noah 12	4) Dylan Wonder 12				
	5) James Haase 12	6) Mckoy Fink 12						
9	Hastings					1:47.27		
	1) William Parker 12	2) Grant Johnson 09	3) Timothy Thies 12	4) Moses Dunbar 10				
	5) Alex Ceperley 11	6) Matthew Welton 10	7) Peter Goodin 12					

Event 1A Special Olympics Girls 50 Yard Freestyle

Lane	Name	School	Prelim Time	Place
Heat 1 of Timed Finals				
1	Megan Calhoun 9	Lincoln Southeast	_____	_____
2	Anna Ross 10	Fremont	_____	_____
3	Emma Schroeder 11	Burke	_____	_____
4	Hannah Minor 11	Westside	_____	_____
5	Rachel Minor 9	Westside	_____	_____
6	Grace McCarthy 11	PLV-PLVS	_____	_____
7	Elizabeth Pfister 12	Millard West	_____	_____
8	Liz Selvey 12	Scottsbluff-Gering	_____	_____
9	Brielle Hauermann 9	Elkhorn-Elkhorn South	_____	_____
10	Camille Kabala 12	Millard North	_____	_____

EVENT 3 Girls 200 Yard Freestyle

Meet Record: 1:49.87 2004 Jenn Kocsis, Marian
Automatic Qualifying: 2:01.44

Lane	Name	Year	School	Seed Time	Prelim Time	Place
Heat 1 of 4 Prelims						
2	Teresa Renze	12	Millard North	2:05.78	_____	_____
3	Erin Backhaus	12	Millard West	2:05.48	_____	_____
4	Audrey Stelling	10	Norfolk	2:04.47	_____	_____
5	Sydney Haubold	11	Grand Island	2:04.32	_____	_____
6	Isabella Miceli	10	Millard West	2:04.41	_____	_____
7	Rachel Weland	09	Skutt Catholic	2:05.15	_____	_____
8	Lauren Gifford	10	Fremont	2:05.50	_____	_____
9	Stephanie Woolsey	09	Scottsbluff-Gering	2:06.25	_____	_____
Heat 2 of 4 Prelims						
2	Sandra Rade	12	Omaha Central	2:03.32	_____	_____
3	Maggie Germonprez	10	Omaha Central	2:02.36	_____	_____
4	Olivia Theil	09	Pius X	1:59.98	_____	_____
5	Emily Jacobson	11	Ralston-Gross Catholic	1:57.45	_____	_____
6	Lauren Mayo	09	Elkhorn-Elkhorn South	1:58.66	_____	_____
7	Mackenna Wilkie	12	Elkhorn-Elkhorn South	2:01.56	_____	_____
8	Kinley Shallberg	10	Fremont	2:02.92	_____	_____
9	Maddison Cluff	12	Lincoln Southwest	2:03.80	_____	_____
Heat 3 of 4 Prelims						
2	Elizabeth Luddy	11	Westside	2:03.21	_____	_____
3	Hayley Addison	12	Millard West	2:02.27	_____	_____
4	Gator Lunzmann	11	Lincoln Southwest	1:59.88	_____	_____
5	Laina Bayles	10	Westside	1:57.06	_____	_____
6	Shelby Mullendore	11	Lincoln Southwest	1:58.19	_____	_____
7	Molly Lienemann	09	Lincoln East	2:00.58	_____	_____
8	Clare Kramper	09	Duchesne	2:02.90	_____	_____
9	Elizabeth Dogger	09	Marian	2:03.80	_____	_____
Heat 4 of 4 Prelims						
2	Sarah Gosch	10	Marian	2:02.98	_____	_____
3	Bethany Bespoyasny	10	Marian	2:02.17	_____	_____
4	Madi White	12	Omaha Central	1:58.88	_____	_____
5	Alana Palmer	11	Lincoln Southwest	1:54.44	_____	_____
6	Cassie Palmer	11	Marian	1:58.08	_____	_____
7	Makenzie Delgado	11	Lincoln East	1:59.99	_____	_____
8	Roxy Quigg	09	Bellevue West	2:02.79	_____	_____
9	Maggie Kramer	09	Skutt Catholic	2:03.53	_____	_____

Event 2B Special Olympics Boys 50 Yard Freestyle

Lane	Name	School	Prelim Time	Place
Heat 1 of Timed Finals				
1	Cody Morris 11	PLV-PLVS	_____	_____
2	Tyler Montgomery 12	Lincoln Southeast	_____	_____
3	Will Dirrim 10	Lincoln Southeast	_____	_____
4	Nick Clodfelter 12	Lincoln Southeast	_____	_____
5	Matt Hoffman 10	Elkhorn-Elkhorn South	_____	_____
6	Marcus Amua-Sekyi 12	Bellevue East	_____	_____
7	Chris Pearson 10	Grand Island	_____	_____
8	Tyler Rossell 11	North Platte	_____	_____
9	Christian McClure 11	Lincoln Southeast	_____	_____
10	Rece Del Campo 10	PLV-PLVS	_____	_____

EVENT 4 Boys 200 Yard Freestyle

Meet Record: 1:37.29 2013 Jacob Molacek, Creighton Prep
Automatic Qualifying: 1:50.66

Lane	Name	Year	School	Seed Time	Prelim Time	Place
Heat 1 of 4 Prelims						
2	Kyle Whiteley	12	Grand Island	1:55.17	_____	_____
3	Caleb Miller	10	Bellevue West	1:54.35	_____	_____
4	James Kolbo	09	Ralston-Gross Catholic	1:54.29	_____	_____
5	Zachary McCarty	12	Westside	1:54.01	_____	_____
6	Nick Bowles	12	Ralston-Gross Catholic	1:54.16	_____	_____
7	Caden White	11	Lincoln Southwest	1:54.34	_____	_____
8	Ben Dubay	09	Millard West	1:54.81	_____	_____
9	Aaron Dickinson	12	Bellevue West	1:55.28	_____	_____
Heat 2 of 4 Prelims						
2	Jeremy Butsyak	12	Millard West	1:52.85	_____	_____
3	John Liliedahl	11	Pius X	1:50.36	_____	_____
4	Kayden McCullough	10	Creighton Prep	1:48.32	_____	_____
5	Preston Lau	12	Millard West	1:45.18	_____	_____
6	Jon Gouger	11	Creighton Prep	1:47.64	_____	_____
7	Caleb Harthoorn	10	Norfolk	1:48.97	_____	_____
8	Thomas Lundin	09	Westside	1:51.77	_____	_____
9	Jalen Nichols	11	Creighton Prep	1:53.56	_____	_____
Heat 3 of 4 Prelims						
2	Tyler Mona	12	Omaha North	1:52.72	_____	_____
3	John Stark	12	Scottsbluff-Gering	1:50.14	_____	_____
4	Timothy Thies	12	Hastings	1:48.22	_____	_____
5	Joshua Roh	12	Lincoln East	1:44.28	_____	_____
6	Tanner Cardin	11	Bellevue West	1:47.21	_____	_____
7	Jackson Hanus	10	Westside	1:48.95	_____	_____
8	Chris Evans	11	Millard West	1:51.00	_____	_____
9	Connor Gress	09	Elkhorn-Elkhorn South	1:53.36	_____	_____
Heat 4 of 4 Prelims						
2	Kasten Walker	12	Norfolk	1:52.24	_____	_____
3	Trevor Holland	12	Lincoln Southeast	1:49.85	_____	_____
4	Orion-Bay Tucker	12	Millard South	1:48.08	_____	_____
5	Matthew Novinski	12	Grand Island	1:41.44	_____	_____
6	Jared Murray	11	Lincoln East	1:46.96	_____	_____
7	Daniel Perry	09	Creighton Prep	1:48.33	_____	_____
8	Charles Roberts	09	Lincoln Southeast	1:50.59	_____	_____
9	Thomas Webster	12	Ralston-Gross Catholic	1:53.23	_____	_____

EVENT 5 **Girls 200 Yard IM**
Meet Record: 2:00.57 **2016** **Dannie Dilsaver, Lincoln Southwest**
Automatic Qualifying: 2:17.49

Lane	Name	Year	School	Seed Time	Prelim Time	Place
Heat 1 of 4 Prelims						
2	Kelli Posthuma	12	Burke	2:22.61	_____	_____
3	Liz Sgroi	11	Duchesne	2:22.43	_____	_____
4	Cassie Roberts	11	Lincoln East	2:21.48	_____	_____
5	Shay Snow	10	Westside	2:20.83	_____	_____
6	Sydney Hall	09	Millard West	2:21.26	_____	_____
7	Isabelle Vlach	10	Grand Island	2:21.52	_____	_____
8	Lindsey Schultz	12	Westside	2:22.44	_____	_____
9	Alexis Michalski	09	Elkhorn-Elkhorn South	2:22.62	_____	_____
Heat 2 of 4 Prelims						
2	Hannah Oeltjen	11	Millard West	2:18.73	_____	_____
3	Esme Sipp	09	Lincoln Southwest	2:16.37	_____	_____
4	Michelle Pham	11	Bellevue West	2:15.00	_____	_____
5	Jenna Popp	12	Marian	2:08.43	_____	_____
6	Sydney Cole	09	Elkhorn-Elkhorn South	2:11.40	_____	_____
7	Autumn-Brook Tucker	09	Millard South	2:15.75	_____	_____
8	Kate McCoy	10	Millard West	2:17.41	_____	_____
9	Claire Hrlevich	09	Millard North	2:19.24	_____	_____
Heat 3 of 4 Prelims						
2	Margaret Mantonya	10	Lincoln Southeast	2:18.72	_____	_____
3	Alanna Becker	09	Scottsbluff-Gering	2:16.09	_____	_____
4	Molly Miller	11	Marian	2:14.80	_____	_____
5	Berkeley Livingston	10	Lincoln Southwest	2:07.40	_____	_____
6	Elizabeth Richardson	10	Burke	2:10.87	_____	_____
7	Paige Hunt	09	Elkhorn-Elkhorn South	2:15.68	_____	_____
8	Jillian Altmaier	09	Lincoln East	2:17.37	_____	_____
9	Haley Mercer	10	Marian	2:19.01	_____	_____
Heat 4 of 4 Prelims						
2	Emily Artz	11	Lincoln East	2:17.81	_____	_____
3	Angela Partusch	10	Duchesne	2:15.82	_____	_____
4	Katie Stonehocker	09	Pius X	2:11.87	_____	_____
5	Caroline Theil	11	Pius X	2:05.11	_____	_____
6	Marti Walstad	09	Lincoln Southwest	2:10.69	_____	_____
7	Payton Hall	10	Millard West	2:15.44	_____	_____
8	Elisabeth Hailu	10	Marian	2:16.50	_____	_____
9	Claire Griffin	09	Lincoln East	2:18.88	_____	_____

EVENT 6 **Boys 200 Yard IM**
Meet Record: 1:45.50 **2014** **Jacob Molacek, Creighton Prep**
Automatic Qualifying: 2:04.89

Lane	Name	Year	School	Seed Time	Prelim Time	Place
Heat 1 of 4 Prelims						
2	Ethan Newland	09	Pius X	2:10.09		
3	Raul Garcia-Ortiz	12	Scottsbluff-Gering	2:08.73		
4	Trevor Edwards	09	Millard South	2:08.54		
5	Jackson Pope	11	Lincoln Southwest	2:07.76		
6	Connor Lammel	10	Millard South	2:08.28		
7	Alex Jones	11	Burke	2:08.66		
8	Christian Howell	12	Bellevue West	2:09.52		
9	Nicholas Pusateri	11	Millard North	2:10.45		
Heat 2 of 4 Prelims						
2	Ian Galindo	12	Scottsbluff-Gering	2:05.54		
3	Luke Eichmann	09	Millard North	2:03.10		
4	Brandon LaPointe	12	Lincoln East	2:00.55		
5	Conner Funke	11	Creighton Prep	1:56.76		
6	Ross Adkins	11	Millard North	1:58.74		
7	Stephen Amato-Hanner	11	Westside	2:01.61		
8	Sam Kelly	09	Westside	2:03.86		
9	Grant Holst	11	Elkhorn-Elkhorn South	2:07.40		
Heat 3 of 4 Prelims						
2	Max Edwards	11	Millard South	2:05.36		
3	Chas Nolte	10	Lincoln Southwest	2:02.85		
4	Jacob Sutej	12	Creighton Prep	2:00.28		
5	Noah Barr	12	PLV-PLVS	1:56.76		
6	Rush Clark	09	Creighton Prep	1:58.08		
7	Hunter Smithson	10	Millard South	2:01.17		
8	Matt Wanetka	12	Millard West	2:03.39		
9	Logan McPhail	11	Lincoln East	2:05.93		
Heat 4 of 4 Prelims						
2	Joseph Berrick	12	Pius X	2:04.87		
3	Grayson Stanton	11	PLV-PLVS	2:01.88		
4	Alex Petty	10	Lincoln East	1:59.76		
5	Chase Larson	11	Lincoln Northeast	1:56.49		
6	Caleb Piti	12	Creighton Prep	1:57.66		
7	Michael Ayars	11	Lincoln Southwest	2:01.08		
8	Grant Johnson	09	Hastings	2:03.33		
9	Andrew Jones	11	Millard West	2:05.57		

EVENT 7 **Girls 50 Yard Freestyle**
Meet Record: 22.77 **2016** **Olivia Calegan, Lincoln Southwest**
Automatic Qualifying: 25.73

Lane	Name	Year	School	Seed Time	Prelim Time	Place
Heat 1 of 4 Prelims						
2	Charlotte Welsh	10	Pius X	26.02		
3	Melani Smith	10	Millard North	26.00		
4	Cate Longo	11	Duchesne	25.96		
5	Logan Hodge	11	Millard West	25.83		
6	Taylor Butalla	12	Lincoln East	25.85		
7	Madison Craig	12	Omaha Central	26.00		
8	Lauren Seelow	09	Grand Island	26.01		
9	Madison Asche	12	Millard South	26.10		
Heat 2 of 4 Prelims						
2	Mackenzie Modde	11	Skutt Catholic	25.78		
3	Allison Becker	11	Pius X	25.56		
4	Morgan Baker	09	Hastings	24.82		
5	Anna Heinrich	10	Lincoln Southwest	24.23		
6	Kami Fox	12	Burke	24.45		
7	Lorin Utsch	09	Millard North	25.35		
8	Reanne Reida	09	Lincoln Southwest	25.67		
9	Chandler Jackman	12	Lincoln East	25.82		
Heat 3 of 4 Prelims						
2	Anna Ryan	11	Ralston-Gross Catholic	25.69		
3	Alex Ketzler	12	Omaha Central	25.56		
4	Ashley Black	12	Ralston-Gross Catholic	24.69		
5	Alana Palmer	11	Lincoln Southwest	23.83		
6	Delaney Kottke	11	Marian	24.41		
7	Lauren Jacobsen	11	Norfolk	25.33		
8	Lexi Christiansen	12	Millard West	25.67		
9	Taylor Larkins	12	Beatrice	25.81		
Heat 4 of 4 Prelims						
2	Ashley Schulze	11	Norfolk	25.68		
3	Shayne Coleman	11	McCook	25.36		
4	Olivia Tate	11	Marian	24.68		
5	Clara Walstad	12	Lincoln Southwest	23.67		
6	Naeleah Hadford	12	Marian	24.25		
7	Abby Ertz	09	Lincoln Southeast	24.98		
8	Emma Ryan	11	Kearney	25.61		
9	Kayla DeBlieck	10	Scottsbluff-Gering	25.80		

EVENT 8 **Boys 50 Yard Freestyle**
Meet Record: 19.84 **2014** **Jacob Molacek, Creighton Prep**
Automatic Qualifying: 22.81

Lane	Name	Year	School	Seed Time	Prelim Time	Place
Heat 1 of 4 Prelims						
2	Hunter Hall	11	Columbus	23.33		
3	Colin O'Connell	12	Millard West	23.32		
4	Caden Feit	09	Lincoln Northeast	23.20		
5	Sean McElmeel	09	PLV-PLVS	23.16		
6	Jonas Sieglaff	11	Lincoln High	23.18		
7	Corbyn Westphal	12	Lincoln Southeast	23.27		
8	Calvin DePriest	12	Omaha Central	23.33		
9	Emmett Black	10	Kearney	23.34		
Heat 2 of 4 Prelims						
2	Garrett Brockman	12	Lincoln High	22.97		
3	Aaron Janike	12	Lincoln East	22.70		
4	William Tjaden	12	Creighton Prep	22.23		
5	Nick Soltys	11	Creighton Prep	21.57		
6	Scott Cain	11	South Sioux City	22.06		
7	Kellen Carney	09	Norfolk	22.60		
8	Chase Andresen	11	Columbus	22.85		
9	Hunter Grieve	12	Millard West	23.11		
Heat 3 of 4 Prelims						
2	Dillon Murman	12	Millard West	22.94		
3	Conor Kearns	12	Pius X	22.66		
4	Ryan Patterson	11	Elkhorn-Elkhorn South	22.17		
5	Cameron Carney	12	Norfolk	21.50		
6	Javier Quinones	11	PLV-PLVS	22.02		
7	Alec Ellis	12	Burke	22.58		
8	Dylan Wonder	12	Ralston-Gross Catholic	22.84		
9	Masen Louviere	11	Lincoln Southwest	23.09		
Heat 4 of 4 Prelims						
2	Charlie Magee	11	Creighton Prep	22.88		
3	Alex Sokolov	12	Lincoln Southeast	22.61		
4	Seth Ruppert	12	Norfolk	22.12		
5	Trent Mischo	12	Millard North	21.32		
6	McKay Lake	11	Scottsbluff-Gering	21.91		
7	Adam Degroodt	12	Millard North	22.36		
8	Matthew Ginger	12	Creighton Prep	22.76		
9	Colin Backhaus	10	Millard West	23.01		

EVENT 9 **Girls Diving**
Meet Record: 526.00 **2015** **Taylor Carter, Marian**
Automatic Qualifying: 300.00

#	Name – Year	School	Seed Score
1	Taylor Ford – 12	McCook	301.60
2	Victoria Norgaard – 11	McCook	301.85
3	Payton Mayfield – 10	Lincoln East	317.60
4	Aleni Stoakes - 10	Lincoln Southwest	318.40
5	Rachel Folts - 10	Millard North	320.05
6	Grace McAllister – 10	Westside	329.25
7	Zoe Sallach – 09	PLV-PLVS	330.60
8	Rayegan Kent – 10	Lincoln East	332.45
9	Emma Budzinski – 10	Ralston-Gross Catholic	332.90
10	Mana Garcia – 11	Scottsbluff-Gering	336.65
11	Grace Holst – 11	Elkhorn-Elkhorn South	337.05
12	Allison Hinrichs – 12	Lincoln High	345.46
13	Madison Benke – 12	Millard South	346.75
14	Maya Shiroyama – 12	Ralston-Gross Catholic	347.10
15	Jessica Gardner – 10	Lincoln North Star	355.70
16	Kyla Balaberda – 11	Bellevue West	363.90
17	Kalea Morgan – 11	Lincoln Southwest	365.95
18	Erin Mapson – 11	Lincoln East	376.70
19	Blake Dreher – 09	PLV-PLVS	379.30
20	Emma Weis – 11	Kearney	383.40
21	Cat Sobus – 12	Elkhorn-Elkhorn South	389.10
22	Payton Prall – 12	Lincoln High	392.70
23	Kelly Straub – 12	Marian	399.90
24	Abbi Rouse – 11	Lincoln East	423.95
25	Taylor Carter –12	Marian	436.25
26	Jessica Warak – 11	Bellevue West	472.65

Warm-ups

8:00 a.m. -8:20 a.m.	8:20 a.m. -8:40 a.m.	8:40 a.m. -9:00 a.m.	9:00 a.m.-9:20 a.m.	9:20 a.m.-9:30 a.m.
Lincoln East (4)	McCook (2)	Lincoln High (2)	Elkhorn-Elkhorn South (2)	Open Warm-up
Westside (1)	Bellevue West (2)	Scottsbluff-Gering (1)	Lincoln Southwest (2)	
PLV-PLVS (2)	Kearney (1)	Marian (2)	Lincoln North Star (1)	
	Millard North (1)	Ralston-Gross (2)	Millard South (1)	

EVENT 10 **Boys Diving**
Meet Record: 595.90 **2016** **Will Gottsch, Elkhorn-Elkhorn South**
Automatic Qualifying: 300.00

#	Name – Year	School	Seed Score
1	Jacobi Walton - 10	Lincoln North Star	309.90
2	Ben Gascon – 12	Beatrice	312.90
3	Blake Turpen – 09	Hastings	313.25
4	Syd Wier – 10	McCook	313.45
5	Miles Sweeney – 11	North Platte	313.80
6	Nate Hopkins – 09	Norfolk	317.05
7	Mitchel Anderson – 11	Millard South	322.00
8	Trey Billesbach – 10	Beatrice	333.40
9	Will Johnston – 11	Millard West	343.40
10	Nolan Bangston – 09	Millard West	344.10
11	Cayd McCarter – 09	Norfolk	350.55
12	Elliot Brummond – 12	Norfolk	359.55
13	Charlie Frisbie – 09	Elkhorn-Elkhorn South	364.20
14	Conor Kearns – 12	Pius X	368.40
15	Reece Holman – 11	Millard North	369.45
16	Robbie McEvoy – 12	Ralston-Gross Catholic	372.15
17	John Andrews – 12	Elkhorn-Elkhorn South	381.70
18	Avery Bailey – 12	Scottsbluff-Gering	383.45
19	Nick Balerud – 12	Columbus	387.80
20	Beau Larsen – 12	Ralston-Gross Catholic	427.00
21	Braden Kowalski – 09	Pius X	434.80
22	Zach Boyd – 10	Millard South	445.75
23	Aaron Haeffner – 11	Lincoln Northeast	457.25
24	Michael Huebner – 10	Kearney	458.50
25	Cole Armagost – 12	Bellevue West	471.95

Warm-ups

1st 20 minutes	2nd 20 minutes	3rd 20 minutes	4th 20 minutes	10 minutes
Beatrice (2)	Millard North (1)	Ralston-Gross (2)	Scottsbluff-Gering (1)	Open Warm-up
Millard West (2)	Millard South (2)	Lincoln North Star (1)	Pius X (2)	
Bellevue West (1)	Elkhorn-Elkhorn South (2)	North Platte (1)	Columbus (1)	
Hastings (1)	McCook (1)	Lincoln Northeast (1)	Norfolk (3)	
		Kearney (1)		

EVENT 11 **Girls 100 Yard Butterfly**
Meet Record: 54.83 **2015** **Dana Posthuma, Burke**
Automatic Qualifying: 1:02.76

Lane	Name	Year	School	Seed Time	Prelim Time	Place
Heat 1 of 4 Prelims						
2	Teresa Renze	12	Millard North	1:03.33		
3	Katelyn Allen	09	Westside	1:02.95		
4	Shay Snow	10	Westside	1:02.59		
5	Kennedy Carlson	09	Lincoln Southeast	1:02.42		
6	Ava Winjum	09	Lincoln East	1:02.45		
7	Catherine Franco	11	Marian	1:02.71		
8	Madison Maddox	10	PLV-PLVS	1:03.00		
9	Samantha Masid	11	Bellevue West	1:03.48		
Heat 2 of 4 Prelims						
2	Sydney Hall	09	Millard West	1:02.18		
3	Alexis Michalski	09	Elkhorn-Elkhorn South	1:01.39		
4	Jessi Ferguson	11	Omaha Central	59.78		
5	Marusha Ather	10	Lincoln East	58.60		
6	Isabella Pantano	09	Marian	59.19		
7	Lauren Mayo	09	Elkhorn-Elkhorn South	1:00.63		
8	Ella Hustad	12	Elkhorn-Elkhorn South	1:01.62		
9	Cassie Roberts	11	Lincoln East	1:02.34		
Heat 3 of 4 Prelims						
2	Holly Sernett	09	Millard North	1:02.03		
3	Gator Lunzmann	11	Lincoln Southwest	1:01.06		
4	Delaney Kottke	11	Marian	59.51		
5	Kaitlyn Witt	11	Lincoln Southwest	57.52		
6	Sydney Schneider	12	Lincoln Southwest	59.13		
7	Madi White	12	Omaha Central	1:00.57		
8	Elisabeth Hailu	10	Marian	1:01.47		
9	Sydney Fuhrman	09	Millard West	1:02.27		
Heat 4 of 4 Prelims						
2	Kailey Decker	11	Pius X	1:01.70		
3	Clare Kramper	09	Duchesne	1:00.80		
4	Holly Olson	10	PLV-PLVS	59.28		
5	Caroline Theil	11	Pius X	56.34		
6	Emily Jacobson	11	Ralston-Gross Catholic	58.75		
7	Autumn-Brook Tucker	09	Millard South	1:00.15		
8	Karin Berg	12	BT-Concordia-Mercy-Roncalli	1:01.42		
9	Shannon Goaley	11	Duchesne	1:02.19		

EVENT 12 **Boys 100 Yard Butterfly**
Meet Record: 48.68 **2013** **Jacob Molacek, Creighton Prep**
Automatic Qualifying: 55.16

Lane	Name	Year	School	Seed Time	Prelim Time	Place
Heat 1 of 4 Prelims						
2	Logan Wood	12	Bellevue East	59.06		
3	Cael Dice	09	Lincoln East	58.80		
4	Nicholas Lalley	10	Westside	58.56		
5	Caleb Noah	12	Ralston-Gross Catholic	57.69		
6	Carson Walker	10	Norfolk	57.86		
7	Gabriel Westfall	10	Burke	58.58		
8	Brett Berg	10	BT-Concordia-Mercy-Roncalli	58.82		
Heat 2 of 4 Prelims						
2	Adam Piro	10	Lincoln East	56.08		
3	Carter Hites	12	Burke	55.22		
4	Alex Sokolov	12	Lincoln Southeast	53.74		
5	Chase Larson	11	Lincoln Northeast	52.01		
6	Jon Gouger	11	Creighton Prep	53.16		
7	Charles Roberts	09	Lincoln Southeast	54.85		
8	Paul Schmidt	10	Westside	55.57		
9	Gabe Paredes-Reyes	10	Millard West	57.09		
Heat 3 of 4 Prelims						
2	Evan Thorell	11	Westside	56.02		
3	Luke Eichmann	09	Millard North	55.15		
4	Mark Cavanaugh	10	PLV-PLVS	53.64		
5	Colin LaFave	11	Creighton Prep	51.67		
6	Pedro Hijano-Fatheddine	12	Burke	53.13		
7	Garrett Brockman	12	Lincoln High	54.69		
8	Quinn Williams	10	Omaha Central	55.52		
9	Jacob Nieveen	09	Kearney	56.32		
Heat 4 of 4 Prelims						
2	Joseph Pynes	11	Pius X	55.84		
3	Matt Wanetka	12	Millard West	55.00		
4	Orion-Bay Tucker	12	Millard South	53.48		
5	Rush Clark	09	Creighton Prep	51.67		
6	Nolan Reid	12	Lincoln Southwest	52.13		
7	Ethan Huss	12	Millard North	53.83		
8	Crispin Corpuz	10	Pius X	55.44		
9	Ray Cronin	11	Creighton Prep	56.24		

Relive all of the exciting action from the 2017 NSAA STATE SWIMMING & DIVING FINALS with your own DVD copy !

HIGH SCHOOL CHAMPIONSHIP SWIMMING & DIVING

net Sports

BACKSTROKE – TWISTING – BUTTERFLY
SOMERSAULTS – FREESTYLE

TO ORDER

call 1-800-868-1868
visit netNebraska.org

$19.95 PLUS TAX, SHIPPING & HANDLING

NFHS NETWORK

WATCH ANYWHERE

The **NFHS Network** is **THE PLACE** to watch high school sports.
By giving students the resources needed to produce their own broadcasts,
we keep you connected with LIVE, online coverage. No matter where you are,

HIGH SCHOOL HAPPENS HERE!

Introducing the Apple TV & Android APP!

Visit **NFHSnetwork.com** to join for **FREE**.

Download on the App Store

GET IT ON Google play

UNLEASH FUN-DAD

Sometimes, the kids need to be reminded **where they get it from.**

Think of this place as your vacation's wake-up call. Everyone can let loose jumping around, exploring the trails, or catching a ball game. Dine out, find a live show, or hit up the museums. Your choice. It's easy and affordable travel for families who want to actually enjoy their time off.

Treat yourself to Lincoln, Nebraska, at lincoln.org/visit.

LINCOLN™ CONVENTION AND VISITORS BUREAU

EVENT 13 **Girls 100 Yard Freestyle**
Meet Record: 49.84 **2016** **Olivia Calegan, Lincoln Southwest**
Automatic Qualifying: 56.21

Lane	Name	Year	School	Seed Time	Prelim Time	Place
Heat 1 of 4 Prelims						
2	Madison Haubold	12	Grand Island	56.75		
3	Erin Smith	10	Marian	56.68		
4	Sandra Rade	12	Omaha Central	56.35		
5	Lauren Jacobsen	11	Norfolk	56.14		
6	Alex Ketzler	12	Omaha Central	56.32		
7	Hannah Oeltjen	11	Millard West	56.62		
8	Logan Hodge	11	Millard West	56.69		
9	Sami Clarkson	10	BT-Concordia-Mercy-Roncalli	56.77		
Heat 2 of 4 Prelims						
2	Molly Lienemann	09	Lincoln East	56.01		
3	Maggie Germonprez	10	Omaha Central	55.37		
4	Ashley Black	12	Ralston-Gross Catholic	54.54		
5	Olivia Tate	11	Marian	53.23		
6	Marti Walstad	09	Lincoln Southwest	54.00		
7	Emma Walz	09	Fremont	54.87		
8	Hayley Addison	12	Millard West	55.87		
9	Ashley Schulze	11	Norfolk	56.04		
Heat 3 of 4 Prelims						
2	Sydney Haubold	11	Grand Island	56.00		
3	Josie Ford	11	Lincoln Southwest	55.35		
4	Morgan Baker	09	Hastings	54.20		
5	Naeleah Hadford	12	Marian	51.38		
6	Kami Fox	12	Burke	53.61		
7	Abby Ertz	09	Lincoln Southeast	54.79		
8	Allison Becker	11	Pius X	55.55		
9	Mackenna Wilkie	12	Elkhorn-Elkhorn South	56.04		
Heat 4 of 4 Prelims						
2	Chandler Jackman	12	Lincoln East	55.97		
3	Abigail Mitchell	10	Pius X	55.22		
4	Madison Beal	12	Lincoln Southeast	54.18		
5	Olivia Calegan	12	Lincoln Southwest	50.36		
6	Shelby Mullendore	11	Lincoln Southwest	53.55		
7	Kayla Gornall	10	Marian	54.68		
8	Shayne Coleman	11	McCook	55.50		
9	Kinley Shallberg	10	Fremont	56.03		

EVENT 14 **Boys 100 Yard Freestyle**
Meet Record: 44.07 **2014** **Jacob Molacek, Creighton Prep**
Automatic Qualifying: 50.48

Lane	Name	Year	School	Seed Time	Prelim Time	Place
Heat 1 of 4 Prelims						
2	Alexander Bayles	12	Westside	51.01		
3	Colin O'Connell	12	Millard West	50.96		
4	Connor Lammel	10	Millard South	50.76		
5	Lucas Eifert	10	Kearney	50.63		
6	Masen Louviere	11	Lincoln Southwest	50.75		
7	Kasten Walker	12	Norfolk	50.77		
8	Spencer Duff	10	Gretna	51.01		
9	Derek Mischo	11	Millard North	51.62		
Heat 2 of 4 Prelims						
2	Ben Wortman	12	Lincoln Southwest	50.47		
3	Hayden Robbins	11	Burke	50.02		
4	Seth Ruppert	12	Norfolk	49.26		
5	Collin McKelvey	11	Kearney	47.74		
6	McKay Lake	11	Scottsbluff-Gering	48.65		
7	Jalen Nichols	11	Creighton Prep	49.91		
8	Andrew Jones	11	Millard West	50.29		
9	Raul Garcia-Ortiz	12	Scottsbluff-Gering	50.59		
Heat 3 of 4 Prelims						
2	Chris Evans	11	Millard West	50.44		
3	Aaron Janike	12	Lincoln East	49.97		
4	Timothy Thies	12	Hastings	48.67		
5	Cameron Carney	12	Norfolk	47.53		
6	Javier Quinones	11	PLV-PLVS	47.90		
7	Kayden McCullough	10	Creighton Prep	49.77		
8	Calvin DePriest	12	Omaha Central	50.27		
9	Chase Andresen	11	Columbus	50.57		
Heat 4 of 4 Prelims						
2	Keegan Schuchart	12	Beatrice	50.33		
3	Scott Cain	11	South Sioux City	49.95		
4	Michael Simmons	12	Creighton Prep	48.65		
5	Trent Mischo	12	Millard North	46.88		
6	Nick Soltys	11	Creighton Prep	47.76		
7	Trevor Holland	12	Lincoln Southeast	49.59		
8	Stephen Amato-Hanner	11	Westside	50.20		
9	Jonas Sieglaff	11	Lincoln High	50.49		

EVENT 15 **Girls 500 Yard Freestyle**
Meet Record: 4:53.36 **2006** **Jenn Kocsis, Marian**
Automatic Qualifying: 5:28.41

Lane	Name	Year	School	Seed Time	Prelim Time	Place
Heat 1 of 4 Prelims						
2	Motz Mora	09	Duchesne	5:49.89	_____	_____
3	Anna DeSordi	11	Westside	5:47.93	_____	_____
4	Kaylin Brown	12	Fremont	5:45.99	_____	_____
5	Meagan Gill	12	Omaha Central	5:45.19	_____	_____
6	Marina Cote	10	Ralston-Gross Catholic	5:45.65	_____	_____
7	Alex Cole	11	Elkhorn-Elkhorn South	5:46.51	_____	_____
8	Abbey Craig	10	Omaha Central	5:48.75	_____	_____
9	Emma Jones	09	PLV-PLVS	5:50.64	_____	_____
Heat 2 of 4 Prelims						
2	Brittany Horbach	11	Bellevue West	5:42.36	_____	_____
3	Elizabeth Dogger	09	Marian	5:36.27	_____	_____
4	Isabella Miceli	10	Millard West	5:28.78	_____	_____
5	Cassie Palmer	11	Marian	5:13.94	_____	_____
6	Elizabeth Luddy	11	Westside	5:24.90	_____	_____
7	Roxy Quigg	09	Bellevue West	5:34.12	_____	_____
8	Elise Kreikemeier	12	Lincoln East	5:38.85	_____	_____
9	Erin Backhaus	12	Millard West	5:45.12	_____	_____
Heat 3 of 4 Prelims						
2	Bethany Bespoyasny	10	Marian	5:41.47	_____	_____
3	Rianna Mueller	10	Lincoln East	5:36.16	_____	_____
4	Maggie Kramer	09	Skutt Catholic	5:27.19	_____	_____
5	Laina Bayles	10	Westside	5:12.77	_____	_____
6	Makenzie Delgado	11	Lincoln East	5:21.01	_____	_____
7	Sarah Gosch	10	Marian	5:30.57	_____	_____
8	Audrey Stelling	10	Norfolk	5:38.72	_____	_____
9	Rachel Weland	09	Skutt Catholic	5:43.19	_____	_____
Heat 4 of 4 Prelims						
2	Sienna Kunze	12	Grand Island	5:39.54	_____	_____
3	Lauren Gifford	10	Fremont	5:34.86	_____	_____
4	Olivia Theil	09	Pius X	5:26.18	_____	_____
5	Berkeley Livingston	10	Lincoln Southwest	5:09.75	_____	_____
6	Sydney Cole	09	Elkhorn-Elkhorn South	5:14.26	_____	_____
7	Sydney Kobs	10	Duchesne	5:29.09	_____	_____
8	Zoe Weland	11	Skutt Catholic	5:38.18	_____	_____
9	Ava Winjum	09	Lincoln East	5:42.90	_____	_____

EVENT 16 **Boys 500 Yard Freestyle**
Meet Record: 4:34.76 **2009** **William Schuermann, Creighton Prep**
Automatic Qualifying: 5:04.22

Lane	Name	Year	School	Seed Time	Prelim Time	Place
Heat 1 of 4 Prelims						
2	Connor Gress	09	Elkhorn-Elkhorn South	5:13.63		
3	William Twehous	12	Pius X	5:13.52		
4	Grant Kowalski	10	Kearney	5:13.06		
5	Caleb Miller	10	Bellevue West	5:10.94		
6	Jackson Appleget	09	Lincoln Southwest	5:11.38		
7	Conner Huss	10	Millard North	5:13.32		
8	Gavin Grabill	11	Burke	5:13.54		
9	Nick Bowles	12	Ralston-Gross Catholic	5:14.26		
Heat 2 of 4 Prelims						
2	Thomas Lundin	09	Westside	5:09.45		
3	John Stark	12	Scottsbluff-Gering	5:02.55		
4	Caleb Harthoorn	10	Norfolk	5:00.68		
5	Grayson Stanton	11	PLV-PLVS	4:51.44		
6	Jackson Hanus	10	Westside	4:54.81		
7	Sam Kelly	09	Westside	5:00.80		
8	Joshua Brester	09	Creighton Prep	5:05.38		
9	Ben Dubay	09	Millard West	5:10.92		
Heat 3 of 4 Prelims						
2	Jackson Pope	11	Lincoln Southwest	5:07.47		
3	John Liliedahl	11	Pius X	5:02.52		
4	Jordan Coffey	10	Pius X	4:58.71		
5	Preston Lau	12	Millard West	4:51.35		
6	Tanner Cardin	11	Bellevue West	4:53.96		
7	Jared Murray	11	Lincoln East	5:00.71		
8	Ethan Schmaderer	09	Creighton Prep	5:05.23		
9	Dylan Lambe	11	Lincoln Southwest	5:10.86		
Heat 4 of 4 Prelims						
2	Caden White	11	Lincoln Southwest	5:05.51		
3	Zachary McCarty	12	Westside	5:01.06		
4	Lukas Hezel	12	Ralston-Gross Catholic	4:55.44		
5	Joshua Roh	12	Lincoln East	4:49.45		
6	Daniel Perry	09	Creighton Prep	4:53.25		
7	Ross Adkins	11	Millard North	5:00.70		
8	Jeremy Butsyak	12	Millard West	5:04.55		
9	James Kolbo	09	Ralston-Gross Catholic	5:10.28		

Event 17 **Girls 200 Yard Freestyle Relay**
Meet Record: 1:35.03 **2003** **Marian**
Automatic Qualifying: 1:45.03 **M. Criss, B. Roach, J. Kocsis, E. Holtmeyer**

Lane	Team	Relay				Seed Time	Prelim Time	Place
Heat 1 of 4 Prelims								
4	Columbus					1:48.95	_____	_____
	1) Mia Janssen 11	2) Macy Blaser 09	3) Emily Miksch 09	4) Julia Salerno 10				
	5) Callan Fuchser 10	6) Stefani Padilla 10						
5	Kearney					1:48.87	_____	_____
	1) Emma Ryan 11	2) Natalya Nelson 11	3) Emma Bragg 12	4) Faith Koralewski 10				
	5) Emma Rohde 12	6) Rhianna Bayley 10						
6	Bellevue West					1:48.94	_____	_____
	1) Amanda Horbach 12	2) Grace Barta 09	3) Samantha Masid 11	4) Brittany Horbach 11				
	5) Roxy Quigg 09	6) Michelle Pham 11	7) Meghan Prusia 11	8) Lauren Hedin 10				
7	BT-Concordia-Mercy-Roncalli					1:49.16	_____	_____
	1) Sami Clarkson 10	2) Emily Coleman 11	3) Karin Berg 12	4) Elise Volk 10				
	5) Maureen Voller 12	6) Tyra Nance 11	7) Emma Garfoot 09					
Heat 2 of 4 Prelims								
2	McCook					1:46.60	_____	_____
	1) Laurel Schmidt 10	2) Rebecca Tietz 10	3) Candace Coleman 09	4) Shayne Coleman 11				
	5) Mollie Tate 10	6) Elizabeth Barenberg 09	7) Elise Stevens 11	8) Kylee Hauxwell 11				
3	Elkhorn-Elkhorn South					1:44.03	_____	_____
	1) Lauren Mayo 09	2) Paige Hunt 09	3) Hannah Miller 11	4) Sydney Cole 09				
	5) Mackenna Wilkie 12	6) Ella Hustad 12	7) Lexi Harbin 12	8) Alexis Michalski 09				
4	Duchesne					1:43.15	_____	_____
	1) Cate Longo 11	2) Shannon Goaley 11	3) Angela Partusch 10	4) Clare Kramper 09				
	5) Samantha Hasebroock 11	6) Sydney Kobs 10	7) Erin Goaley 12	8) Grace Bybee 12				
5	Ralston-Gross Catholic					1:41.41	_____	_____
	1) Ashley Black 12	2) Anna Ryan 11	3) Emily Jacobson 11	4) Marina Cote 10				
	5) Gina Petersen 10	6) Samantha Mora 12						
6	Norfolk					1:42.26	_____	_____
	1) Lauren Jacobsen 11	2) Ashley Schulze 11	3) Courtney Flohr 09	4) Audrey Stelling 10				
	5) Katherine Meuret 09	6) Anna Windedahl 10	7) Jamie Funk 12	8) Morgan Herley 09				
7	Millard North					1:43.32	_____	_____
	1) Lorin Utsch 09	2) Ruth Hailu 12	3) Melani Smith 10	4) Holly Sernett 09				
	5) Teresa Renze 12	6) Claire Hrlevich 09	7) Lexington Mandachi 10	8) Molly McGraw 10				
8	Hastings					1:45.48	_____	_____
	1) Claire Landgren 12	2) Charlotte Deuel 12	3) Shyann Chitty 12	4) Jessica Lindgren 11				
	5) Morgan Baker 09	6) Kate Delaney 09	7) Meghan Thies 11					
9	Millard South					1:48.60	_____	_____
	1) Madison Asche 12	2) Sydney Slosson 12	3) Alex Nordberg-Ellis 11	4) Elizabeth Kastrup 12				
	5) Katelyn Boyes 09	6) Camryn Mortrude 11	7) Olivia Greve 10					
Heat 3 of 4 Prelims								
2	Westside					1:45.66	_____	_____
	1) Peyton Stover 12	2) Laina Bayles 10	3) Autumn Muller 12	4) Elizabeth Luddy 11				
	5) Brennan Zatechka 10	6) Annika Wilmers 09	7) Ashley Lawton 12	8) Cynthia France 09				
3	Scottsbluff-Gering					1:43.59	_____	_____
	1) Alanna Becker 09	2) Kayla DeBlieck 10	3) Samantha Galindo 09	4) Stephanie Woolsey 09				
	5) Hailey Rickey 09	6) Kaitlyn Hayhurst 11	7) Rosa Garcia 11	8) Shianne Shaver 11				
4	Pius X					1:43.13	_____	_____
	1) Katie Stonehocker 09	2) Kara Owens 09	3) Emily Schmit 11	4) Charlotte Welsh 10				
	5) Olivia Theil 09	6) Kailey Decker 11	7) Morgan Heasty 11	8) Annie Burmeister 12				
5	Marian					1:36.38	_____	_____
	1) Delaney Kottke 11	2) Olivia Tate 11	3) Kayla Gornall 10	4) Naeleah Hadford 12				
	5) Grace Apker 11	6) Bethany Bespoyasny 10	7) Erin Smith 10	8) Haley Mercer 10				
6	Lincoln Southeast					1:41.97	_____	_____
	1) Averie Frye 10	2) Ashley Svik 12	3) Baylie Brewer 10	4) Sydney Allison 09				
	5) Madison Beal 12	6) Kennedy Carlson 09	7) Abby Ertz 09	8) Margaret Mantonya 10				
7	Lincoln East					1:43.27	_____	_____
	1) Jillian Altmaier 09	2) Elizabeth Jurich 10	3) Chandler Jackman 12	4) Taylor Butalla 12				
	5) Makenzie Delgado 11	6) Molly Lienemann 09	7) Nicole Munroe 12	8) Allison Harrington 11				
8	Fremont					1:44.40	_____	_____
	1) Kirstyn Leffler 12	2) Jacie Pelikan 09	3) Claudia de Benito 11	4) Kaylin Brown 12				
	5) Justine Blick 12	6) Kinley Shallberg 10	7) Emma Walz 09	8) Lauren Gifford 10				
9	PLV-PLVS					1:46.86	_____	_____
	1) Kat Keller 12	2) Chloe Click 09	3) Madison Maddox 10	4) Emma Jones 09				
	5) Tabitha Dendinger 10	6) Maddie Higby 12	7) Holly Olson 10					
Heat 4 of 4 Prelims								
2	Beatrice					1:45.58	_____	_____
	1) Ainsley Hostetler 12	2) Mikasa Lierman 10	3) Maddy Wagner 11	4) Taylor Larkins 12				
	5) Makalah Scheele 11							
3	Millard West					1:43.45	_____	_____
	1) Lexi Christiansen 12	2) Kate McCoy 10	3) Logan Hodge 11	4) Hayley Addison 12				
	5) Payton Hall 10	6) Elise Fricke 10	7) Sydney Fuhrman 09	8) Hannah Oeltjen 11				
4	Burke					1:42.47	_____	_____
	1) Bell Robbins 12	2) Mariah Laher 12	3) Elizabeth Richardson 10	4) Kami Fox 12				
	5) Megan Keller 09	6) Ashley Taylor 10	7) Ashton Thomsen 10	8) Kelli Posthuma 12				
5	Lincoln Southwest					1:34.58	_____	_____
	1) Olivia Calegan 12	2) Clara Walstad 12	3) Anna Heinrich 10	4) Shelby Mullendore 11				
	5) Alana Palmer 11	6) Kaitlyn Witt 11	7) Marti Walstad 09	8) Gator Lunzmann 11				
6	Omaha Central					1:41.71	_____	_____
	1) Abbey Craig 10	2) Madison Craig 12	3) Madi White 12	4) Alex Ketzler 12				
	5) Sandra Rade 12	6) Jessi Ferguson 11	7) Maggie Germonprez 10					
7	Grand Island					1:43.18	_____	_____
	1) Madison Haubold 12	2) Lauren Seelow 09	3) Sienna Kunze 12	4) Sydney Haubold 11				
	5) Rachel Atkins 12	6) Calyn Haubold 09	7) Isabelle Vlach 10	8) Haley Ketteler 11				
8	Skutt Catholic					1:44.13	_____	_____
	1) Mackenzie Modde 11	2) Zoe Weland 11	3) Sarah Kramer 11	4) Rachel Weland 09				
	5) Amanda Edwards 11	6) Maggie Kramer 09	7) Sofia Ferrer 12	8) Josie Polacek 10				
9	Lincoln High					1:46.63	_____	_____
	1) Emily Smith 10	2) Nella Maynard 09	3) Colleen Arnold 10	4) Jerica Barber 11				

Event 18 Boys 200 Yard Freestyle Relay

Meet Record: 1:22.31 2014 Creighton Prep

Automatic Qualifying: 1:34.48 J. Molacek, R. Tate, S. Tate, M. Bauwens

Lane	Team	Relay				Seed Time	Prelim Time	Place
Heat 1 of 4 Prelims								
3	BT-Concordia-Mercy-Roncalli					1:38.41		
	1) Alex Orlich 10	2) Spencer Bolter 11	3) Jack Bydalek 12	4) Jake Needham 11				
	5) Brett Berg 10	6) Thomas Nelson 11						
4	Fremont					1:36.98		
	1) Dylan Bobbett 11	2) Colton Juhl 10	3) Mack Prince 09	4) James Pelikan 11				
	5) Grant Westerman 09	6) Juan Munoz 10	7) Carter Richmond 09					
5	Omaha North					1:36.41		
	1) Liam Murray 10	2) Nick Hausman 10	3) Tyler Mona 12	4) Lee Yoder 11				
	5) Dominick Bartels 09	6) Martin Simonini 12						
6	Hastings					1:36.80		
	1) Peter Goodin 12	2) Alex Ceperley 11	3) Matthew Welton 10	4) Moses Dunbar 10				
	5) William Parker 12	6) Timothy Thies 12	7) Grant Johnson 09					
7	Gretna					1:38.13		
	1) Spencer Duff 10	2) Johann Ott 11	3) Kellen McLaughlin 09	4) Reese Clarke 10				
	5) Gregory Matya 11	6) Henry Zwart 10	7) Ayden Smith 10					
Heat 2 of 4 Prelims								
2	Lincoln Northeast					1:35.02		
	1) Caden Feit 09	2) Jay Stander 12	3) Jason Eppens 11	4) Josh Kohrell 11				
	5) Jacob Hawkins 11	6) Chase Larson 11	7) Jackson Rinaker 12					
3	Omaha Central					1:32.94		
	1) Austin Gillispie 10	2) Marshall Dawkins 11	3) Casey O'Brien 12	4) Jonah Spencer 11				
	5) Quinn Williams 10	6) Calvin DePriest 12						
4	Burke					1:30.54		
	1) Alec Ellis 12	2) Jacob Frisbie 11	3) Alex Jones 11	4) Hayden Robbins 11				
	5) Nigel Nelson 12	6) Carter Hites 12	7) Carter Wachholtz 10	8) Will Spech 10				
5	Norfolk					1:28.24		
	1) Kasten Walker 12	2) Kellen Carney 09	3) Caleb Harthoorn 10	4) Seth Ruppert 12				
	5) Cameron Carney 12	6) Cameron Waddington 11	7) Adam Gray 12	8) Carson Walker 10				
6	Lincoln East					1:29.46		
	1) Brandon LaPointe 12	2) Aaron Janike 12	3) Jared Murray 11	4) Joshua Roh 12				
	5) Alex Petty 10	6) Grant Baker 11	7) Logan McPhail 11	8) Matthew Hotz 11				
7	Elkhorn-Elkhorn South					1:32.18		
	1) Nicklas Sundstrom 10	2) Connor Gress 09	3) Ethan Kloster 10	4) Ryan Patterson 11				
	5) Grant Holst 11	6) Bryson Cash 09	7) Zach Irwin 10	8) Paul Pechous 09				
8	Columbus					1:34.10		
	1) Chase Andresen 11	2) Trey Dallman 11	3) Said Mendez 11	4) Hunter Hall 11				
	5) Gabe Moseman 10	6) Konner Kudron 10	7) Alec Flyr 11					
9	South Sioux City					1:36.36		
	1) Gage Yandell 10	2) Logan Anderson 10	3) Connor Love 12	4) Scott Cain 11				
	5) Blake Plummer 12							
Heat 3 of 4 Prelims								
2	Beatrice					1:34.83		
	1) Colton Starck 10	2) Austin Barber 12	3) RJ Suey 10	4) Keegan Schuchart 12				
	5) Jacob Mason 10	6) Regan Monhollon 12						
3	Millard South					1:32.72		
	1) Bryan Botkin 10	2) Connor Lammel 10	3) Trevor Edwards 09	4) Samuel Barry 12				
	5) Grant Mitera 10	6) Wolf Lucas 12	7) James Baltes 09					
4	Westside					1:30.51		
	1) Alexander Bayles 12	2) Paul Schmidt 10	3) Evan Thorell 11	4) Jackson Hanus 10				
	5) Stephen Amato-Hanner 11	6) Thomas Lundin 09	7) Trevor Harris 10	8) Nathan Munguia 11				
5	PLV-PLVS					1:27.71		
	1) Sean McElmeel 09	2) Danny George 12	3) Conner Moran 12	4) Aj Dumont 10				
	5) Noah Barr 12	6) Javier Quinones 11	7) Mark Cavanaugh 10	8) Grayson Stanton 11				
6	Millard North					1:28.95		
	1) Trent Mischo 12	2) Derek Mischo 11	3) Ethan Huss 12	4) Adam Degroodt 12				
	5) Luke Baker 10	6) Thomas Lorimer 11	7) Conner Huss 10	8) Arya Pokhrel 10				
7	Lincoln Southeast					1:30.90		
	1) Walter Turner 10	2) Alex Schmidt 12	3) Corbyn Westphal 12	4) Paul Lohnes 11				
	5) Alex Sokolov 12	6) Luke Keester 12	7) Trevor Holland 12	8) Charles Roberts 09				
8	Kearney					1:33.39		
	1) Collin McKelvey 11	2) Emmett Black 10	3) Justin Machard 11	4) Lucas Eifert 10				
	5) Grant Kowalski 10	6) Jacob Nieveen 09						
9	Bellevue West					1:35.94		
	1) Aaron Dickinson 12	2) Daniel Cook 12	3) Chase Jablon 11	4) Caleb Miller 10				
	5) Christian Howell 12	6) Alfred Grenon 11	7) Logan Jones 10					
Heat 4 of 4 Prelims								
2	Grand Island					1:34.15		
	1) Sterling Rauch-Word 09	2) Devin Krauss 12	3) Paul Noble 10	4) Colby Setlik 09				
	5) Doug Lewandowski 09	6) Kyle Whiteley 12	7) Matthew Novinski 12					
3	Pius X					1:32.31		
	1) Joseph Pynes 11	2) Logan Kempf 09	3) Joseph Berrick 12	4) Conor Kearns 12				
	5) Crispin Corpuz 10	6) Marco Batres 11	7) John Liliedahl 11	8) Joseph Brozek 12				
4	Millard West					1:29.84		
	1) Dillon Murman 12	2) Hunter Grieve 12	3) Colin Backhaus 10	4) Preston Lau 12				
	5) Colin O'Connell 12	6) Chris Evans 11	7) Andrew Jones 11	8) Andrew Feller 12				
5	Creighton Prep					1:25.97		
	1) Colin LaFave 11	2) Conner Funke 11	3) Nick Soltys 11	4) William Tjaden 12				
	5) Joe Hennessey 11	6) Ross Pantano 10	7) Jon Gouger 11	8) Kayden McCullough 10				
6	Lincoln Southwest					1:28.71		
	1) Michael Ayars 11	2) Chas Nolte 10	3) Ben Wortman 12	4) Nolan Reid 12				
	5) Masen Louviere 11	6) Sam Morales 12	7) Hayden Brown 11	8) Dylan Lambe 11				
7	Scottsbluff-Gering					1:30.89		
	1) Raul Garcia-Ortiz 12	2) Ian Galindo 12	3) John Stark 12	4) McKay Lake 11				
	5) Ian Papenfus 10	6) Joseph Maag 10	7) Mikhail Thanawalla 12	8) Travis Zeiler 12				
8	Ralston-Gross Catholic					1:32.99		
	1) Dylan Wonder 12	2) Nick Bowles 12	3) James Kolbo 09	4) Thomas Webster 12				
	5) James Haase 12	6) Lukas Hezel 12	7) Caleb Noah 12	8) Mckoy Fink 12				
9	Lincoln High					1:35.36		
	1) Jonas Sieglaff 11	2) Charles Sieglaff 09	3) William Vierra 11	4) Garrett Brockman 12				
	5) Sam Mitchell-Sturgeon 10	6) Mason Mower 11						

EVENT 19 **Girls 100 Yard Backstroke**
Meet Record: 55.33 **2016** **Clara Walstad, Lincoln Southwest**
Automatic Qualifying: 1:02.18

Lane	Name	Year	School	Seed Time	Prelim Time	Place
Heat 1 of 4 Prelims						
2	Annika Wilmers	09	Westside	1:04.13		
3	Sydney Fuhrman	09	Millard West	1:03.93		
4	Angela Partusch	10	Duchesne	1:03.73		
5	Margaret Mantonya	10	Lincoln Southeast	1:03.13		
6	Claire Griffin	09	Lincoln East	1:03.54		
7	Kat Keller	12	PLV-PLVS	1:03.84		
8	Haley Ketteler	11	Grand Island	1:04.03		
9	Lexi Christiansen	12	Millard West	1:04.38		
Heat 2 of 4 Prelims						
2	Cate Longo	11	Duchesne	1:02.25		
3	Ruth Hailu	12	Millard North	1:01.48		
4	Holly Olson	10	PLV-PLVS	1:00.57		
5	Molly Miller	11	Marian	59.42		
6	Isabella Pantano	09	Marian	1:00.24		
7	Jessi Ferguson	11	Omaha Central	1:01.02		
8	Kera Kottmeyer	12	Lincoln Northeast	1:01.85		
9	Kennedy Carlson	09	Lincoln Southeast	1:03.01		
Heat 3 of 4 Prelims						
2	Kara Owens	09	Pius X	1:02.12		
3	Anna Ryan	11	Ralston-Gross Catholic	1:01.42		
4	Ella Hustad	12	Elkhorn-Elkhorn South	1:00.36		
5	Elizabeth Richardson	10	Burke	57.16		
6	Sydney Schneider	12	Lincoln Southwest	59.58		
7	Alanna Becker	09	Scottsbluff-Gering	1:00.65		
8	Hannah Miller	11	Elkhorn-Elkhorn South	1:01.83		
9	Hayley Piippo	09	Lincoln East	1:02.63		
Heat 4 of 4 Prelims						
2	Kelli Posthuma	12	Burke	1:01.91		
3	Haley Mercer	10	Marian	1:01.13		
4	Kayla Gornall	10	Marian	1:00.32		
5	Clara Walstad	12	Lincoln Southwest	55.90		
6	Josie Ford	11	Lincoln Southwest	59.52		
7	Emma Walz	09	Fremont	1:00.58		
8	Esme Sipp	09	Lincoln Southwest	1:01.71		
9	Sami Clarkson	10	BT-Concordia-Mercy-Roncalli	1:02.53		

EVENT 20 **Boys 100 Yard Backstroke**
Meet Record: 49.09 **2016** **Matthew Novinski, Grand Island**
Automatic Qualifying: 56.86

Lane	Name	Year	School	Seed Time	Prelim Time	Place
Heat 1 of 4 Prelims						
2	Logan McPhail	11	Lincoln East	58.73	_____	_____
3	Gavin Grabill	11	Burke	58.42	_____	_____
4	Jordan Stalheim	09	Millard West	57.94	_____	_____
5	Keegan Schuchart	12	Beatrice	57.48	_____	_____
6	Trevor Edwards	09	Millard South	57.61	_____	_____
7	Logan Kempf	09	Pius X	58.20	_____	_____
8	Jeffrey Kilborn	12	Creighton Prep	58.66	_____	_____
9	William Twehous	12	Pius X	58.73	_____	_____
Heat 2 of 4 Prelims						
2	Adam Piro	10	Lincoln East	56.76	_____	_____
3	Evan Thorell	11	Westside	55.35	_____	_____
4	Hunter Smithson	10	Millard South	54.08	_____	_____
5	Colin LaFave	11	Creighton Prep	52.03	_____	_____
6	Caleb Piti	12	Creighton Prep	53.25	_____	_____
7	Michael Ayars	11	Lincoln Southwest	54.58	_____	_____
8	Quinn Williams	10	Omaha Central	56.20	_____	_____
9	Ian Galindo	12	Scottsbluff-Gering	57.38	_____	_____
Heat 3 of 4 Prelims						
2	Jacob Hawkins	11	Lincoln Northeast	56.68	_____	_____
3	Jordan Coffey	10	Pius X	55.03	_____	_____
4	Michael Simmons	12	Creighton Prep	53.56	_____	_____
5	Lukas Hezel	12	Ralston-Gross Catholic	51.78	_____	_____
6	Ryan Patterson	11	Elkhorn-Elkhorn South	52.61	_____	_____
7	Kellen Carney	09	Norfolk	54.49	_____	_____
8	Kyle Whiteley	12	Grand Island	55.69	_____	_____
9	Spencer Duff	10	Gretna	57.00	_____	_____
Heat 4 of 4 Prelims						
2	Tyler Mona	12	Omaha North	56.55	_____	_____
3	Pedro Hijano-Fatheddine	12	Burke	54.90	_____	_____
4	Mark Cavanaugh	10	PLV-PLVS	53.29	_____	_____
5	Matthew Novinski	12	Grand Island	49.09	_____	_____
6	Collin McKelvey	11	Kearney	52.24	_____	_____
7	Nolan Reid	12	Lincoln Southwest	54.29	_____	_____
8	Thomas Nelson	11	BT-Concordia-Mercy-Roncalli	55.67	_____	_____
9	Sean McElmeel	09	PLV-PLVS	56.81	_____	_____

EVENT 21 **Girls 100 Yard Breaststroke**
Meet Record: 1:02.24 **2016** **Dannie Dilsaver, Lincoln Southwest**
Automatic Qualifying: 1:11.93

Lane	Name	Year	School	Seed Time	Prelim Time	Place
Heat 1 of 4 Prelims						
2	Peyton Stover	12	Westside	1:13.29		
3	Allyse Bell	10	Elkhorn-Elkhorn South	1:13.14		
4	Kate McCoy	10	Millard West	1:12.78		
5	Charlotte Welsh	10	Pius X	1:12.56		
6	Samantha Mora	12	Ralston-Gross Catholic	1:12.75		
7	Katherine Meuret	09	Norfolk	1:13.01		
8	Sydney Kobs	10	Duchesne	1:13.25		
9	Alex Cole	11	Elkhorn-Elkhorn South	1:13.59		
Heat 2 of 4 Prelims						
2	Holly Sernett	09	Millard North	1:12.13		
3	Averie Frye	10	Lincoln Southeast	1:09.96		
4	Kaitlyn Witt	11	Lincoln Southwest	1:08.77		
5	Katie Stonehocker	09	Pius X	1:06.43		
6	Natalya Nelson	11	Kearney	1:07.61		
7	Paige Hunt	09	Elkhorn-Elkhorn South	1:09.29		
8	Betsy Foy	11	Burke	1:11.39		
9	Syble Heffernan	12	North Platte	1:12.52		
Heat 3 of 4 Prelims						
2	Emily Artz	11	Lincoln East	1:11.97		
3	Jillian Altmaier	09	Lincoln East	1:09.82		
4	Sydney Slosson	12	Millard South	1:08.43		
5	Anna Heinrich	10	Lincoln Southwest	1:05.62		
6	Madison Beal	12	Lincoln Southeast	1:07.17		
7	Claire Hrlevich	09	Millard North	1:09.11		
8	Payton Hall	10	Millard West	1:10.37		
9	Sarah Sutej	12	Marian	1:12.36		
Heat 4 of 4 Prelims						
2	Morgan Heasty	11	Pius X	1:11.45		
3	Michelle Pham	11	Bellevue West	1:09.44		
4	Marusha Ather	10	Lincoln East	1:07.99		
5	Olivia Calegan	12	Lincoln Southwest	1:02.40		
6	Jenna Popp	12	Marian	1:07.10		
7	Abigail Mitchell	10	Pius X	1:09.07		
8	Lily Nelson	11	Marian	1:10.08		
9	Elise Kreikemeier	12	Lincoln East	1:12.35		

EVENT 22 **Boys 100 Yard Breaststroke**
Meet Record: 52.92 **2014** **Jacob Molacek, Creighton Prep**
Automatic Qualifying: 1:02.69

Lane	Name	Year	School	Seed Time	Prelim Time	Place
Heat 1 of 4 Prelims						
2	Grant Mitera	10	Millard South	1:06.19		
3	Austin Barber	12	Beatrice	1:05.59		
4	Brett Foster	10	Lincoln Southeast	1:05.09		
5	Sterling Rauch-Word	09	Grand Island	1:04.11		
6	Dillon Murman	12	Millard West	1:05.07		
7	Aidan Cho	10	PLV-PLVS	1:05.23		
8	Orestes Cooper	10	Omaha Central	1:06.08		
9	Marco Batres	11	Pius X	1:06.54		
Heat 2 of 4 Prelims						
2	Gabriel Westfall	10	Burke	1:03.46		
3	Joseph Berrick	12	Pius X	1:02.72		
4	Jacob Sutej	12	Creighton Prep	1:01.51		
5	Noah Barr	12	PLV-PLVS	58.46		
6	Samuel Buechler	12	Creighton Prep	1:00.65		
7	Alexander Bayles	12	Westside	1:02.51		
8	James Pelikan	11	Fremont	1:03.12		
9	Connor Love	12	South Sioux City	1:04.08		
Heat 3 of 4 Prelims						
2	Andrew Feller	12	Millard West	1:03.23		
3	Max Edwards	11	Millard South	1:02.68		
4	Paul Schmidt	10	Westside	1:01.41		
5	Christian Howell	12	Bellevue West	58.28		
6	Chas Nolte	10	Lincoln Southwest	1:00.09		
7	Grant Johnson	09	Hastings	1:02.47		
8	Ben Wortman	12	Lincoln Southwest	1:03.09		
9	Jonah Spencer	11	Omaha Central	1:03.53		
Heat 4 of 4 Prelims						
2	Alec Ellis	12	Burke	1:03.20		
3	Irving Delgado	12	Creighton Prep	1:02.60		
4	Brandon LaPointe	12	Lincoln East	1:00.81		
5	Conner Funke	11	Creighton Prep	58.19		
6	Alex Petty	10	Lincoln East	59.74		
7	Ethan Newland	09	Pius X	1:02.16		
8	Nigel Nelson	12	Burke	1:03.07		
9	Grant Holst	11	Elkhorn-Elkhorn South	1:03.51		

Event 23 Girls 400 Yard Freestyle Relay

Meet Record: 3:25.16 2016 Lincoln Southwest

Automatic Qualifying: 3:54.33 O. Calegan, A. Palmer, S. Mullendore, D. Dilsaver

Lane	Team	Relay				Seed Time	Prelim Time	Place
Heat 1 of 4 Prelims								
4	BT-Concordia-Mercy-Roncalli					4:04.55		
	1) Maureen Voller 12	2) Elise Volk 10	3) Tyra Nance 11	4) Emma Garfoot 09				
	5) Sami Clarkson 10	6) Karin Berg 12	7) Emily Coleman 11					
5	McCook					4:02.10		
	1) Candace Coleman 09	2) Elizabeth Barenberg 09	3) Elise Stevens 11	4) Laurel Schmidt 10				
	5) Mollie Tate 10	6) Kylee Hauxwell 11	7) Alexis Carney 10	8) Rebecca Tietz 10				
6	Lincoln High					4:03.29		
	1) Emily Smith 10	2) Jenna Levich 09	3) Colleen Arnold 10	4) Jerica Barber 11				
	5) Nella Maynard 09	6) Alex Mumgaard 10	7) Angie Skarp 11					
Heat 2 of 4 Prelims								
2	Beatrice					3:57.97		
	1) Ainsley Hostetler 12	2) Makalah Scheele 11	3) Taylor Larkins 12	4) Mikasa Lierman 10				
	5) Maddy Wagner 11							
3	Millard South					3:51.99		
	1) Elizabeth Kastrup 12	2) Madison Asche 12	3) Alex Nordberg-Ellis 11	4) Autumn-Brook Tucker 09				
	5) Katelyn Boyes 09	6) Sydney Slosson 12	7) Olivia Greve 10	8) Camryn Mortrude 11				
4	Scottsbluff-Gering					3:48.08		
	1) Alanna Becker 09	2) Kayla DeBlieck 10	3) Samantha Galindo 09	4) Stephanie Woolsey 09				
	5) Hailey Rickey 09	6) Kaitlyn Hayhurst 11	7) Rosa Garcia 11	8) Shianne Shaver 11				
5	Omaha Central					3:41.66		
	1) Sandra Rade 12	2) Madi White 12	3) Maggie Germonprez 10	4) Madison Craig 12				
	5) Alex Ketzler 12	6) Jessi Ferguson 11						
6	Millard West					3:46.77		
	1) Hannah Oeltjen 11	2) Logan Hodge 11	3) Payton Hall 10	4) Hayley Addison 12				
	5) Sydney Hall 09	6) Erin Backhaus 12	7) Lexi Christiansen 12	8) Kate McCoy 10				
7	Ralston-Gross Catholic					3:50.33		
	1) Alissa Wagner 09	2) Marina Cote 10	3) Samantha Mora 12	4) Gina Petersen 10				
8	Fremont					3:52.98		
	1) Lauren Gifford 10	2) Justine Blick 12	3) Kinley Shallberg 10	4) Emma Walz 09				
	5) Kirstyn Leffler 12	6) Kaylin Brown 12	7) Jacie Pelikan 09	8) Claudia de Benito 11				
9	Lincoln Northeast					4:02.01		
	1) Meg Upah 10	2) Mya Bahm 11	3) Taylor Swenson 11	4) Kera Kottmeyer 12				
	5) Annaliese Kohrell 10	6) Kali Burnham 09						
Heat 3 of 4 Prelims								
2	Hastings					3:54.02		
	1) Meghan Thies 11	2) Kate Delaney 09	3) Shyann Chitty 12	4) Morgan Baker 09				
	5) Charlotte Deuel 12	6) Claire Landgren 12	7) Jessica Lindgren 11					
3	Millard North					3:51.80		
	1) Lorin Utsch 09	2) Ruth Hailu 12	3) Holly Sernett 09	4) Melani Smith 10				
	5) Claire Hrlevich 09	6) Samantha Shafer 10	7) Teresa Renze 12	8) Rachel Holt 10				
4	Lincoln East					3:47.60		
	1) Makenzie Delgado 11	2) Taylor Butalla 12	3) Chandler Jackman 12	4) Molly Lienemann 09				
	5) Jillian Altmaier 09	6) Marusha Ather 10	7) Nicole Munroe 12	8) Isabelle Brundieck 11				
5	Marian					3:33.57		
	1) Delaney Kottke 11	2) Olivia Tate 11	3) Cassie Palmer 11	4) Naeleah Hadford 12				
	5) Bethany Bespoyasny 10	6) Molly Miller 11	7) Jenna Popp 12	8) Kayla Gornall 10				
6	Elkhorn-Elkhorn South					3:43.36		
	1) Lauren Mayo 09	2) Mackenna Wilkie 12	3) Ella Hustad 12	4) Sydney Cole 09				
	5) Hannah Miller 11	6) Allyse Bell 10	7) Lexi Harbin 12	8) Alexis Michalski 09				
7	Bellevue West					3:50.12		
	1) Roxy Quigg 09	2) Samantha Masid 11	3) Brittany Horbach 11	4) Michelle Pham 11				
	5) Grace Barta 09	6) Lauren Hedin 10	7) Amanda Horbach 12	8) Meghan Prusia 11				
8	PLV-PLVS					3:52.69		
	1) Kat Keller 12	2) Emma Jones 09	3) Chloe Click 09	4) Holly Olson 10				
	5) Tabitha Dendinger 10	6) Maddie Higby 12	7) Madison Maddox 10					
9	Skutt Catholic					4:01.56		
	1) Maggie Kramer 09	2) Sarah Kramer 11	3) Cecilia Ferrer 10	4) Amanda Edwards 11				
	5) Zoe Weland 11	6) Sofia Ferrer 12	7) Mackenzie Modde 11	8) Rachel Weland 09				
Heat 4 of 4 Prelims								
2	Lincoln Southeast					3:53.96		
	1) Ariana Welter 11	2) Laura Ebers 12	3) Alexa Schroeder 09	4) Grace Doll 12				
	5) Ashley Svik 12	6) Sydney Allison 09	7) Averie Frye 10	8) Baylie Brewer 10				
3	Burke					3:50.72		
	1) Bell Robbins 12	2) Megan Keller 09	3) Ashton Thomsen 10	4) Kelli Posthuma 12				
	5) Elizabeth Richardson 10	6) Kami Fox 12	7) Mariah Laher 12	8) Betsy Foy 11				
4	Duchesne					3:47.57		
	1) Cate Longo 11	2) Angela Partusch 10	3) Shannon Goaley 11	4) Clare Kramper 09				
	5) Samantha Hasebroock 11	6) Sydney Kobs 10	7) Liz Sgroi 11					
5	Lincoln Southwest					3:33.00		
	1) Berkeley Livingston 10	2) Shelby Mullendore 11	3) Marti Walstad 09	4) Alana Palmer 11				
	5) Gator Lunzmann 11	6) Anna Heinrich 10	7) Josie Ford 11	8) Kaitlyn Witt 11				
6	Pius X					3:42.35		
	1) Olivia Theil 09	2) Allison Becker 11	3) Abigail Mitchell 10	4) Caroline Theil 11				
	5) Kara Owens 09	6) Charlotte Welsh 10	7) Kailey Decker 11	8) Katie Stonehocker 09				
7	Westside					3:49.52		
	1) Laina Bayles 10	2) Lindsey Schultz 12	3) Ashley Lawton 12	4) Elizabeth Luddy 11				
	5) Autumn Muller 12	6) Annika Wilmers 09	7) Brennan Zatechka 10	8) Shay Snow 10				
8	Grand Island					3:52.37		
	1) Calyn Haubold 09	2) Madison Haubold 12	3) Sienna Kunze 12	4) Sydney Haubold 11				
	5) Lauren Seelow 09	6) Kristen Setlik 12	7) Isabelle Vlach 10	8) Haley Ketteler 11				
9	Norfolk					3:58.47		
	1) Courtney Flohr 09	2) Katherine Meuret 09	3) Anna Windedahl 10	4) Jamie Funk 12				
	5) Ashley Schulze 11	6) Lauren Jacobsen 11	7) Audrey Stelling 10	8) Morgan Herley 09				

Event 24 Boys 400 Yard Freestyle Relay

Meet Record: 3:02.23 2014 Creighton Prep

Automatic Qualifying: 3:29.77 J. Molacek, R. Tate, S. Tate, M. Bauwens

Lane	Team	Relay				Seed Time	Prelim Time	Place
Heat 1 of 4 Prelims								
4	Gretna					3:39.76		
	1) Spencer Duff 10	2) Johann Ott 11	3) Kellen McLaughlin 09	4) Reese Clarke 10				
	5) Harrison Rowland 10	6) Nolan Epps 12	7) Riley Hekrdle 10					
5	Omaha North					3:36.42		
	1) Liam Murray 10	2) Nick Hausman 10	3) Lee Yoder 11	4) Dominick Bartels 09				
	5) Martin Simonini 12							
6	Fremont					3:36.87		
	1) Colton Juhl 10	2) Dylan Bobbett 11	3) Grant Westerman 09	4) Carter Richmond 09				
	5) James Pelikan 11	6) Juan Munoz 10	7) Mack Prince 09					
Heat 2 of 4 Prelims								
2	Hastings					3:33.59		
	1) Grant Johnson 09	2) Matthew Welton 10	3) William Parker 12	4) Timothy Thies 12				
	5) Peter Goodin 12	6) Alex Ceperley 11	7) Moses Dunbar 10					
3	Pius X					3:23.96		
	1) Crispin Corpuz 10	2) Joseph Pynes 11	3) John Liliedahl 11	4) Jordan Coffey 10				
	5) Logan Kempf 09	6) William Twehous 12	7) Ethan Newland 09	8) Joseph Brozek 12				
4	Millard West					3:21.32		
	1) Chris Evans 11	2) Andrew Jones 11	3) Colin O'Connell 12	4) Preston Lau 12				
	5) Ben Dubay 09	6) Jordan Stalheim 09	7) Dillon Murman 12	8) Hunter Grieve 12				
5	Norfolk					3:16.64		
	1) Caleb Harthoorn 10	2) Seth Ruppert 12	3) Kasten Walker 12	4) Cameron Carney 12				
	5) Kellen Carney 09	6) Carson Walker 10	7) Adam Gray 12	8) Cameron Waddington 11				
6	Lincoln East					3:19.34		
	1) Aaron Janike 12	2) Alex Petty 10	3) Jared Murray 11	4) Joshua Roh 12				
	5) Grant Baker 11	6) Brandon LaPointe 12	7) Logan McPhail 11	8) Adam Piro 10				
7	Westside					3:23.18		
	1) Stephen Amato-Hanner 11	2) Sam Kelly 09	3) Zachary McCarty 12	4) Jackson Hanus 10				
	5) Evan Thorell 11	6) Alexander Bayles 12	7) Thomas Lundin 09	8) Trevor Harris 10				
8	Bellevue West					3:27.86		
	1) Christian Howell 12	2) Aaron Dickinson 12	3) Caleb Miller 10	4) Tanner Cardin 11				
	5) Daniel Cook 12	6) Alfred Grenon 11	7) Chase Jablon 11	8) Logan Jones 10				
9	Columbus					3:35.70		
	1) Trey Dallman 11	2) Alec Flyr 11	3) Konner Kudron 10	4) Said Mendez 11				
	5) Hunter Hall 11	6) Chase Andresen 11	7) Gabe Moseman 10					
Heat 3 of 4 Prelims								
2	Grand Island					3:30.56		
	1) Devin Krauss 12	2) Doug Lewandowski 09	3) Kyle Whiteley 12	4) Matthew Novinski 12				
	5) Colby Setlik 09	6) Paul Noble 10	7) Sterling Rauch-Word 09					
3	Kearney					3:23.45		
	1) Lucas Eifert 10	2) Grant Kowalski 10	3) Jacob Nieveen 09	4) Collin McKelvey 11				
	5) Justin Machard 11	6) Emmett Black 10						
4	Lincoln Southeast					3:21.23		
	1) Charles Roberts 09	2) Corbyn Westphal 12	3) Timur Kounikeev 10	4) Cooper McClure 09				
	5) Trevor Holland 12	6) Alex Sokolov 12	7) Walter Turner 10	8) Alex Schmidt 12				
5	PLV-PLVS					3:15.58		
	1) Javier Quinones 11	2) Mark Cavanaugh 10	3) Grayson Stanton 11	4) Noah Barr 12				
	5) Danny George 12	6) Sean McElmeel 09	7) Aj Dumont 10	8) Patrick Waldron 11				
6	Millard South					3:19.10		
	1) Orion-Bay Tucker 12	2) Connor Lammel 10	3) Hunter Smithson 10	4) Max Edwards 11				
	5) Bryan Botkin 10	6) Trevor Edwards 09	7) Samuel Barry 12					
7	Lincoln Southwest					3:23.08		
	1) Masen Louviere 11	2) Jackson Pope 11	3) Sam Morales 12	4) Dylan Lambe 11				
	5) Jackson Appleget 09	6) Caden White 11	7) Hayden Brown 11	8) Nolan Reid 12				
8	Elkhorn-Elkhorn South					3:26.44		
	1) Connor Gress 09	2) Grant Holst 11	3) Ethan Kloster 10	4) Nicklas Sundstrom 10				
	5) Zach Irwin 10	6) Bryson Cash 09	7) Ryan Patterson 11	8) Dalton Alexander 11				
9	BT-Concordia-Mercy-Roncalli					3:34.74		
	1) Brett Berg 10	2) Jake Needham 11	3) Jack Bydalek 12	4) Thomas Nelson 11				
	5) Alex Orlich 10	6) Spencer Bolter 11						
Heat 4 of 4 Prelims								
2	Omaha Central					3:30.25		
	1) Calvin DePriest 12	2) Parker Dushan 10	3) Leo Diaz 12	4) Jonah Spencer 11				
	5) Quinn Williams 10	6) Austin Gillispie 10						
3	Ralston-Gross Catholic					3:23.45		
	1) James Kolbo 09	2) Lukas Hezel 12	3) Thomas Webster 12	4) Nick Bowles 12				
	5) Dylan Wonder 12	6) James Haase 12	7) Caleb Noah 12	8) Mckoy Fink 12				
4	Scottsbluff-Gering					3:19.96		
	1) Ian Galindo 12	2) Raul Garcia-Ortiz 12	3) John Stark 12	4) McKay Lake 11				
	5) Ian Papenfus 10	6) Joseph Maag 10	7) Mikhail Thanawalla 12	8) Travis Zeiler 12				
5	Creighton Prep					3:10.53		
	1) Nick Soltys 11	2) Conner Funke 11	3) Colin LaFave 11	4) William Tjaden 12				
	5) Jon Gouger 11	6) Kayden McCullough 10	7) Matthew Ginger 12	8) Michael Simmons 12				
6	Millard North					3:18.75		
	1) Ethan Huss 12	2) Luke Eichmann 09	3) Ross Adkins 11	4) Trent Mischo 12				
	5) Thomas Lorimer 11	6) Luke Baker 10	7) Arya Pokhrel 10	8) Nicholas Pusateri 11				
7	Lincoln Northeast					3:22.44		
	1) Caden Feit 09	2) Jay Stander 12	3) Jacob Hawkins 11	4) Chase Larson 11				
	5) Jason Eppens 11	6) Josh Kohrell 11	7) Jackson Rinaker 12					
8	Burke					3:25.02		
	1) Alex Jones 11	2) Gavin Grabill 11	3) Pedro Hijano-Fatheddine 12	4) Hayden Robbins 11				
	5) Jacob Frisbie 11	6) Carter Hites 12	7) Gabriel Westfall 10	8) Carter Wachholtz 10				
9	Lincoln High					3:33.67		
	1) Jonas Sieglaff 11	2) Charles Sieglaff 09	3) William Vierra 11	4) Garrett Brockman 12				
	5) Matthew Schultz 11	6) Mason Mower 11						

2016 STATE TEAM
CHAMPIONS

GIRLS
Lincoln Southwest

BOYS
Creighton Preparatory School

CALLAM
SPORTS PHOTOGRAPHY

Your Source for NSAA Championship Images!

Digital Images for action and awards
Action, Awards Ceremony, and Team prints
Photo Collages, Panels and more!

view your images at:
www.callamsportsphoto.com

2016 STATE INDIVIDUAL CHAMPIONS

Elizabeth Amato-Hanner, Westside
100 Yard Backstroke



Olivia Calegan, Lincoln Southwest
50 Yard Freestyle
100 Yard Freestyle
200 Yard Medley Relay
400 Yard Freestyle Relay

Dannie Dilsaver, Lincoln Southwest
100 Yard Breaststroke
200 Yard Individual Medley
200 Yard Medley Relay
400 Yard Freestyle Relay

Anna Heinrich, Lincoln Southwest
200 Yard Freestyle Relay

Shelby Mullendore, Lincoln Southwest
200 Yard Freestyle Relay
400 Yard Freestyle Relay

Alana Palmer, Lincoln Southwest
200 Yard Freestyle
200 Yard Freestyle Relay
400 Yard Freestyle Relay
500 Yard Freestyle

Caroline Theil, Lincoln Pius X
100 Yard Butterfly



Clara Walstad, Lincoln Southwest
200 Yard Freestyle Relay
200 Yard Medley Relay

Jessica Warak, Bellevue West
Girls Diving

Kaitlyn Witt, Lincoln Southwest
200 Yard Medley Relay

Brandon Abboud, Creighton Prep
200 Yard Freestyle
200 Yard Freestyle Relay
400 Yard Freestyle Relay
500 Yard Freestyle

Cameron Carney, Norfolk
100 Yard Freestyle

Lance Culjat, Brownell-Concordia-Mercy-Roncalli
100 Yard Breaststroke

Will Gottsch, Elkhorn-Elkhorn South
Boys Diving



Colin LaFave, Creighton Prep
50 Yard Freestyle
200 Yard Freestyle Relay
200 Yard Medley Relay

Brian Magee, Creighton Prep
200 Yard Medley Relay

Matthew Novinski, Grand Island
100 Yard Backstroke
100 Yard Butterfly



Caleb Piti, Creighton Prep
200 Yard Medley Relay

Michael Simmons, Creighton Prep
400 Yard Freestyle Relay



Nathaniel Singh, Creighton Prep
400 Yard Freestyle Relay

Nick Soltys, Creighton Prep
400 Yard Freestyle Relay

William Tjaden, Creighton Prep
200 Yard Freestyle Relay
200 Yard Medley Relay



James Warren, Creighton Prep
200 Yard Freestyle Relay

NSAA STATE BOYS

SWIMMING/DIVING

PAST CHAMPIONS

50-YARD FREESTYLE

2016 Colin LaFave, Creighton Preparatory, 21.77
2015 Sean Tate, Creighton Preparatory, 20.58
2014 Sean Tate, Creighton Preparatory, 20.81
2013 Sean Tate, Creighton Preparatory, 20.76
2012 Ryan Miksch, Columbus, 20.64
2011 Ryan Miksch, Columbus, 21.09
2010 Austin Webber, Bellevue East, 21.47
2009 Ryan Bubb, Lincoln East, 20.66
2008 Errond Williams, Omaha Benson, 21.22
2007 Nicholas Genrich, Lincoln East, 21.65
2006 Patrick Kirkland, Ralston/Omaha Gross, 21.36
2005 Thomas Gregory, Papillion-La Vista, 21.42
2004 Tim Scheuber, Papillion-La Vista, 21.02
2003 Chris Scheuber, Papillion-La Vista, 21.10
2002 Chris Scheuber, Papillion-La Vista, 21.11
2001 Chris Scheuber, Papillion-La Vista, 21.44
2000 Joseph Ashby, Lincoln East, 21.11
1999 Ansel Lindner, Papillion-La Vista, 21.24
1998 Ansel Lindner, Papillion-La Vista, 21.50
1997 David Morrow, Norfolk, 20.55
1996 Coley Stickels, Creighton Preparatory, 20.71
1995 Coley Stickels, Creighton Preparatory, 20.80
1994 Coley Stickels, Creighton Preparatory, 21.20
1993 Byron Butts, Bellevue East, 21.03
1992 Bryon Butts, Bellevue East, 20.96
1991 Bryon Butts, Bellevue East, 20.80
1990 Mike Gruber, Lincoln East, 21.59
1989 Jeff Geyer, Norfolk, 21.49
1988 Dave Peters, Lincoln East, 21.36
1987 Kevin Kearns, Millard North, 21.38
1986 J.B. Barr, Lincoln Southeast, 21.76
1985 Derron Fredrick, Omaha Westside, 21.29
1984 David Lammel, Millard South, 21.17
1983 David Lammel, Millard South, 21.24
1982 Brian Brejnik, Omaha Westside, 21.58
1981 Doug Wilwerding, Creighton Preparatory, 21.83
1980 Eric Olson, Omaha Westside, 21.39
1979 Larry Raynor, Creighton Preparatory, 21.22
1978 Larry Raynor, Creighton Preparatory, 21.65
1977 Jay Merritt, Lincoln Southeast, 21.49
1976 Jay Merritt, Lincoln Southeast, 22.29
1975 Dave McCleery, Lincoln High, 22.52
1974 Rich Maack, Omaha Westside, 22.65
1973 Tony Frink, Omaha Westside, 22.59
1972 Roy Smith, Omaha Westside, 22.29
1971 Kim Kovanda, Lincoln East, 22.51
1970 Mark Bryan, Lincoln High, 23.02
1969 Cliff Ridenour, Creighton Preparatory, 23.1
1968 tie Jim Pickerel, Lincoln Northeast, 22.9
1968 tie Dan Dermyer, Lincoln High, 22.9
1967 Roger Hawkins, Omaha Westside, 22.5
1966 King Little, Lincoln High, 23.1
1965 Stan LeMaster, Tekamah, 23.4
1964 Rich Gordon, Lincoln High, 23.4
1963 John Moreland, Lincoln Southeast, 23.3
1962 John Moreland, Lincoln Southeast, 24.4
1961 Howard Shrier, Omaha Central, 23.9
1960 Howard Shrier, Omaha Central, 24.9
1959 Dave Meyers, Lincoln High, 24.8
1958 Jack Briggs, Lincoln High, 24.5
1957 Joe Gacusana, Lincoln High, 24.6
1956 Joe Gacusana, Lincoln High, 25.2
1955 Joe Gacusana, Lincoln High, 25.1
1954 Larry Watt, Boys Town, 25.9
1953 Dick Benedict, Boys Town, 25.2
1952 Timm Anderson, Hastings, 25.2
1951 Dan Villegas, Boys Town, 25.0
1950 Charles Youngblut, Lincoln High, 26.6
1949 Richard Magnuson, Omaha Technical, 25.8
1948 Dick Paynter, Omaha Central, 25.9
1947 Ted Kanamine, Omaha Technical, 25.8
1942 Perry Branch, Lincoln High, 25.0
1941 Dick Marshall, Lincoln High, 26.2
1940 Safford, Lincoln High, 26.7
1938 F. Kingston, Omaha Technical, 26.3
1937 Paine, Lincoln High, 26.3
1936 Hinchey, Omaha Technical, 25.2
1935 Housch, Omaha Technical, 25.6
1933 Housh, Omaha Technical
1932 Frank Rhoades, Omaha Central, 26.9

100-YARD FREESTYLE

2016 Cameron Carney, Norfolk, 46.66
2015 Sean Tate, Creighton Preparatory, 44.89
2014 Sean Tate, Creighton Preparatory, 45.38
2013 Sean Tate, Creighton Preparatory, 46.42
2012 Ryan Miksch, Columbus, 44.51
2011 Ryan Miksch, Columbus, 45.45
2010 Caleb Schuermann, Creighton Preparatory, 46.69
2009 Billy Kunkel, Creighton Preparatory, 45.32
2008 Errond Williams, Omaha Benson, 47.14
2007 Zachary Hensley, Omaha Westside, 47.98
2006 Timmy Gregory, Papillion-La Vista, 46.93
2005 Zac Samland, Omaha Westside/Elkhorn, 46.40
2004 Jon McAtee, Omaha Westside/Elkhorn, 47.80
2003 Chris Scheuber, Papillion-La Vista, 46.21
2002 Chris Scheuber, Papillion-La Vista, 46.50
2001 Adam Mania, Beatrice, 46.87
2000 Joseph Ashby, Lincoln East, 46.66
1999 Trevor Corry, Millard West, 46.94
1998 Jim Hood, Creighton Preparatory, 47.61
1997 Jim Hood, Creighton Preparatory, 47.53
1996 Coley Stickels, Creighton Preparatory, 45.54
1995 Coley Stickels, Creighton Preparatory, 46.00
1994 tie Rob Decker, South Sioux City, 46.94
1994 tie Brian Hein, Lincoln Southeast, 46.94
1993 Aaron Ost, Lincoln East, 47.61
1992 Chris Mailliard, Omaha Westside, 46.22
1991 Bryon Butts, Bellevue East, 46.99
1990 Doug Humphrey, Omaha Westside, 46.64
1989 Doug Humphrey, Omaha Westside, 47.24
1988 Mark Graves, Lincoln East, 47.20
1987 J.B. Barr, Lincoln Southeast, 46.13
1986 John Wilson, Lincoln East, 46.60
1985 John Wilson, Lincoln East, 46.98
1984 Derron Fredrick, Omaha Westside, 47.68
1983 Blaine Rush, Omaha Westside, 48.74
1982 Brian Brejnik, Omaha Westside, 46.90
1981 Doug Wilwerding, Creighton Preparatory, 47.27
1980 Doug Wilwerding, Creighton Preparatory, 47.88
1979 Jim Korff, Omaha Westside, 47.64
1978 Jim Korff, Omaha Westside, 47.84
1977 Chuck Sharpe, Omaha Westside, 45.56
1976 Chuck Sharpe, Omaha Westside, 47.10
1975 Jeff Cohn, Omaha Westside, 49.36
1974 Jim Garlock, Omaha Westside, 50.42
1973 Bill Flory, Fremont, 50.48
1972 Roy Smith, Omaha Westside, 49.38
1971 Roy Smith, Omaha Westside, 49.35
1970 Roy Smith, Omaha Westside, 50.41
1969 Cliff Ridenour, Creighton Preparatory, 51.1
1968 Steve George, Omaha Westside, 49.3
1967 Roger Hawkins, Omaha Westside, 49.8
1966 King Little, Lincoln High, 50.7
1965 Tom Curran, Omaha Westside, 52.6
1964 Steve Coy, Lincoln Southeast, 50.6
1963 John Steele, Creighton Preparatory, 52.2
1962 John Steele, Creighton Preparatory, 54.8
1961 Paul Fangman, Creighton Preparatory, 56.3
1960 Rol Wellman, Omaha Central, 54.5
1959 Rol Wellman, Omaha Central, 53.9
1958 Rol Wellman, Omaha Central, 54.7
1957 Larry Converse, Lincoln High, 54.7
1956 Larry Converse, Lincoln High, 56.6
1955 Larry Watt, Boys Town, 59.1
1954 Larry Watt, Boys Town, 59.9
1953 Don Pawley, Boys Town, 58.0
1952 Timm Anderson, Hastings, 57.9
1951 Dave Villegas, Boys Town, 56.6
1950 Charles Youngblut, Lincoln High, 59.0
1949 Dick Paynter, Omaha Central, 58.0
1948 Dick Paynter, Omaha Central, 58.4
1947 Ted Kanamine, Omaha Technical, 1:00.7
1942 Perry Branch, Lincoln High, 58.3
1941 Perry Branch, Lincoln High, 1:00.7
1940 Bill Snyder, Lincoln High, 56.5
1938 Bill Edwards, Lincoln High, 59.0
1937 Paine, Lincoln High, 58.7
1936 Housh, Omaha Technical, 57.6
1935 Housh, Omaha Technical, 58.2
1933 Housh, Omaha Technical
1932 Maurice Lund, Omaha Technical, 1:00.6

200-YARD FREESTYLE

2016 Brandon Abboud, Creighton Preparatory, 1:41.31
2015 Michael Mollak, Elkhorn/Elkhorn South, 1:39.86
2014 Michael Mollak, Elkhorn/Elkhorn South, 1:41.19
2013 Jacob Molacek, Creighton Preparatory, 1:37.62
2012 Neil Girmus, Millard South, 1:44.09
2011 Caleb Schuermann, Creighton Preparatory, 1:39.70
2010 Pat Militti, Creighton Preparatory, 1:41.46
2009 Billy Kunkel, Creighton Preparatory, 1:39.92
2008 Kyle Wemhoff, Norfolk, 1:42.88
2007 Spenser Lauver, Omaha Westside, 1:40.99
2006 Spenser Lauver, Omaha Westside, 1:43.72
2005 Zac Samland, Omaha Westside/Elkhorn, 1:41.06
2004 Zac Samland, Omaha Westside/Elkhorn, 1:39.83
2003 Daniel Berve, Papillion-La Vista, 1:42.27
2002 Daniel Berve, Papillion-La Vista, 1:42.62
2001 Daniel Berve, Papillion-La Vista, 1:44.70
2000 Joel Travnicek, Columbus, 1:42.37
1999 Charles Scribner, Hastings, 1:42.92
1998 Brandon Crook, Ralston, 1:41.85
1997 Jim Townley, Omaha Benson, 1:44.40
1996 Tsim Schneider, Omaha Westside, 1:43.74
1995 Steve Jackson, Omaha Burke, 1:43.36
1994 Aaron Wills, Omaha Burke, 1:43.25
1993 Matt Maasdam, Lincoln East, 1:43.92
1992 Chris Mailliard, Omaha Westside, 1:40.33
1991 Doug Humphrey, Omaha Westside, 1:40.17
1990 tie Eric Wright, Lincoln Southeast, 1:40.76
1990 tie Doug Humphrey, Omaha Westside, 140.76
1989 Eric Wright, Lincoln Southeast, 1:41.75
1988 Eric Wright, Lincoln Southeast, 1:43.20
1987 Ed Pallesen, Lincoln Southeast, 1:44.30
1986 John Wilson, Lincoln East, 1:41.24
1985 John Wilson, Lincoln East, 1:43.20
1984 Guy Gray, Omaha Westside, 1:44.46
1983 Chris Crook, Papillion, 1:42.55
1982 Clark Cheney, Bellevue West, 1:43.45
1981 Tony Lazzaretti, Creighton Preparatory, 1:42.99
1980 Tim Golliglee, Papillion, 1:46.56
1979 Kevin Weires, Millard, 1:43.63
1978 Larry Summers, Lincoln East, 1:45.02
1977 Chuck Sharpe, Omaha Westside, 1:39.24
1976 Chuck Sharpe, Omaha Westside, 1:41.59
1975 Chuck Sharpe, Omaha Westside, 1:43.00
1974 Greg Rutford, Lincoln East, 1:50.06
1973 Steve Raynor, Creighton Preparatory, 1:51.45
1972 Jeff Evans, Fremont, 1:48.04
1971 Jeff Evans, Fremont, 1:49.61
1970 Tom Heuke, Lincoln High, 1:51.51
1969 Spencer Luedtke, Lincoln High, 1:51.9
1968 Steve George, Omaha Westside, 1:51.3
1967 Steve George, Omaha Westside, 1:53.4
1966 Steve George, Omaha Westside, 1:53.2
1965 Tom Curran, Omaha Westside, 1:55.8
1964 Steve Coy, Lincoln Southeast, 1:54.7
1963 Steve Coy, Lincoln Southeast, 1:58.0
1962 Tom Nickerson, Lincoln Southeast, 1:59.3
1961 Tom Nickerson, Lincoln Southeast, 2:06.0
1960 Al Rhudy, Boys Town, 2:04.8
1959 Jay Groth, Lincoln Southeast, 2:06.7
1958 Wayne Tahara, Boys Town, 2:07.6
1957 Bob Anderson, Boys Town, 2:06.8
1956 Bill Champlin, Hastings, 2:10.7
1955 Jim Swain, Boys Town, 2:15.7
1954 Jim Swain, Boys Town, 2:13.4
1953 Frank Keahey, Lincoln High, 2:15.3
1952 Sam Haupt, Lincoln High, 2:10.3
1951 Dave Nelson, Boys Town, 2:12.3
1950 Dave Nelson, Boys Town, 2:15.1
1949 Dick Paynter, Omaha Central, 2:05.2 (200)
1948 Buele Balderton, Omaha Technical, 2:38.8
1947 Merrill Hodges, Omaha Technical, 2:43.1
1942 Bob Rogers, Omaha Technical, 2:37.9
1941 W. Meyers, Lincoln High, 2:34.2
1940 Bill Snyder, Lincoln High, 2:33.3
1938 Don Hilgert, Lincoln High, 2:33.0
1937 Don Hilgert, Lincoln High, 2:40.6
1932 Hamilton Anderson, Omaha Technical, 2:27.3 (220)

DISTANCE FREESTYLE

2016 Brandon Abboud, Creighton Preparatory, 4:39.77
2015 Brandon Abboud, Creighton Preparatory, 4:38.24

NSAA STATE BOYS

SWIMMING/DIVING

PAST CHAMPIONS

2014 Vladislav Blazhievskiy, Lincoln Southwest, 4:39.21
2013 Vladislav Blazhievskiy, Lincoln Southwest, 4:40.92
2012 Jack Turman, Papillion-La Vista, 4:42.79
2011 Zach Jacobsen, Creighton Preparatory, 4:40.53
2010 Zach Jacobsen, Creighton Preparatory, 4:40.81
2009 Caleb Schuermann, Creighton Preparatory, 4:34.76
2008 Kyle Wemhoff, Norfolk, 4:44.31
2007 Kyle Wemhoff, Norfolk, 4:38.89
2006 Kyle Wemhoff, Norfolk, 4:41.89
2005 Kyle Wemhoff, Norfolk, 4:43.89
2004 Zack Chain, Scottsbluff, 4:47.08
2003 Jordan Lacy, Creighton Preparatory, 4:47.45
2002 Jordan Lacy, Creighton Preparatory, 4:44.71
2001 Daniel Berve, Papillion-La Vista, 4:50.91
2000 Joel Travnicek, Columbus, 4:39.58
1999 Joel Travnicek, Columbus, 4:47.40
1998 Brent Menghini, Omaha Burke, 4:43.26
1997 Pat Steimer, Omaha Burke, 4:43.28
1996 Josh White, Bellevue West, 4:49.93
1995 Mike Jung, Omaha Burke, 4:41.13
1994 Mike Jung, Omaha Burke, 4:42.77
1993 Matt Maasdam, Lincoln East, 4:44.95
1992 P.J. Wiseman, Ralston, 4:37.72
1991 Doug Humphrey, Omaha Westside, 4:36.58
1990 Brent Harvey, Papillion-La Vista, 4:36.82
1989 Steve Keller, Papillion-La Vista, 4:40.17
1988 Dan Lee, Omaha Burke, 4:40.73
1987 Ed Pallesen, Lincoln Southeast, 4:51.54
1986 Mark Dietrich, Omaha Westside, 4:36.70
1985 Mark Dietrich, Omaha Westside, 4:44.66
1984 Guy Gray, Omaha Westside, 4:45.59
1983 Chris Crook, Papillion, 4:40.72
1982 Clark Cheney, Bellevue West, 4:37.97
1981 Tim Golliglee, Papillion, 4:37.47
1980 Tim Golliglee, Papillion, 4:47.73
1979 Kevin Weires, Millard, 4:47.16
1978 David Killen, Lincoln Southeast, 4:43.56
1977 David Killen, Lincoln Southeast, 4:46.23
1976 David Killen, Lincoln Southeast, 4:50.86
1975 Chuck Sharpe, Omaha Westside, 4:52.77 (500)
1974 Jeff Cohn, Omaha Westside, 3:58.46
1973 Jeff Evans, Fremont, 3:50.39
1972 Jeff Evans, Fremont, 3:57.53
1971 Jeff Evans, Fremont, 3:59.79
1970 Jeff Evans, Fremont, 3:59.08
1968 Spencer Luedtke, Lincoln High, 4:03.4
1969 Spencer Luedtke, Lincoln High, 4:06.0
1967 Kelly Cook, Lincoln Southeast, 4:11.3
1966 Steve George, Omaha Westside, 4:13.3
1965 Steve George, Omaha Westside, 4:26.6
1964 Tom Curran, Omaha Westside, 4:12.5
1963 Dave Lindberg, Omaha Central, 4:26.9
1962 Tom Nickerson, Lincoln Southeast, 4:21.7
1961 Keefe Lodwig, Omaha Benson, 4:31.8
1960 Chuck Robertson, Hastings, 4:40.9
1959 Jay Groth, Lincoln Southeast, 4:36.0
1958 Wayne Tahara, Boys Town, 4:44.9 (400)

BACKSTROKE

2016 Matthew Novinski, Grand Island, 50.14
2015 Matthew Novinski, Grand Island, 49.55
2014 Matthew Novinski, Grand Island, 52.09
2013 Robert Glover, Millard South, 49.49
2012 William Raynor, Creighton Preparatory, 49.43
2011 Robert Glover, Millard South, 50.42
2010 Andre Wilt, Creighton Preparatory, 52.03
2009 Nick Caruso, Lincoln East, 52.78
2008 Aaron Henry, Lincoln Southeast, 53.80
2007 Trevor Woods, Omaha Westside, 54.17
2006 Tyler Nielsen, Elkhorn, 53.68
2005 Adam Beckman, Kearney, 52.40
2004 Adam Beckman, Kearney, 52.23
2003 Daniel Berve, Papillion-La Vista, 51.41
2002 Daniel Berve, Papillion-La Vista, 51.93
2001 Adam Mania, Beatrice, 51.78
2000 Adam Mania, Beatrice, 52.03
1999 Trevor Corry, Millard West, 51.47
1998 Steve Wiltgen, South Sioux City, 52.48
1997 Tim Mart, Lincoln East, 53.80
1996 Andrew Whealy, Creighton Preparatory, 52.53
1995 David Foster, Lincoln High, 50.95
1994 David Foster, Lincoln High, 51.85
1993 Robb Pantano, Creighton Preparatory, 51.46
1992 Robb Pantano, Creighton Preparatory, 52.88
1991 P.J. Wiseman, Ralston, 51.07
1990 Chris Mailliard, Omaha Westside, 54.44
1989 Paul Nelsen, Lincoln Southeast, 53.58
1988 Geoff Basler, Lincoln Southeast, 55.27
1987 J.B. Barr, Lincoln Southeast, 52.57
1986 J.B. Barr, Lincoln Southeast, 52.75
1985 Ed Rief, Hastings, 53.94
1984 Bill Day, Omaha Westside, 56.13
1983 Buddy Anderson, Millard South, 56.63
1982 Mark Lewis, Omaha Westside, 54.76
1981 C.P. Meehan, Lincoln Southeast, 56.31
1980 Tony Lazzaretti, Creighton Preparatory, 55.84
1979 Tony Lazzaretti, Creighton Preparatory, 54.99
1978 Jim Korff, Omaha Westside, 55.33
1977 Jay Merritt, Lincoln Southeast, 53.94
1976 Pat McCormick, Creighton Preparatory, 54.74
1975 Jay Arnsperger, Omaha Westside, 55.17
1974 Rich Maack, Omaha Westside, 54.36
1973 Rich Maack, Omaha Westside, 56.81
1972 Rich Maack, Omaha Westside, 58.64
1971 Alan McAlister, Omaha Westside, 57.50
1970 Alan McAlister, Omaha Westside, 58.61
1969 Steve Voss, Omaha Benson, 59.9
1968 Scott Skultety, Omaha Westside, 55.8
1967 Dave Schmidt, Lincoln Southeast, 57.2
1966 Dave Schmidt, Lincoln Southeast, 58.0
1965 Gregg Wright, Lincoln Southeast, 58.5
1964 Gregg Wright, Lincoln Southeast, 1:01.0
1963 Gregg Wright, Lincoln Southeast, 1:01.5
1962 Dave Frank, Lincoln Southeast, 1:01.5
1961 Dave Frank, Lincoln Southeast, 1:02.8
1960 Bill Henry, Omaha Benson, 1:01.7
1959 Jim Anderson, Boys Town, 1:06.5
1958 Larry Ferrell, Lincoln Northeast, 1:05.6
1957 Roger Corn, Lincoln High, 1:09.0
1956 Jack Fair, Omaha Technical, 1:09.3
1955 Harvey Fair, Omaha Technical, 1:07.4
1954 Bill Parks, Hastings, 1:07.8
1953 Bob Guthmann, Lincoln High, 1:07.2
1952 Larry Good, Lincoln High, 1:07.0
1951 Julian Johnson, Boys Town, 1:07.3
1950 Dave Vandewater, Omaha Technical, 1:05.5
1949 Merrill Hodges, Omaha Technical, 1:08.1
1948 Chick Thompson, Lincoln High, 1:07.9
1947 Marcus Hodges, Omaha Technical, 1:09.3
1942 Bill Fenton, Lincoln High, 1:10.5
1941 Dick Marshall, Lincoln High, 1:09.0
1940 Dick Marshall, Lincoln High, 1:06.8
1938 Les Oldfield, Lincoln High, 1:08.9
1937 Les Oldfield, Lincoln High, 1:13.6
1933 Pete Hegelin, Lincoln High, 1:08.6
1932 Hamilton Anderson, Omaha Technical, 1:09.8

BREASTSTROKE

2016 Lance Culjat, Brownell-Concordia-Roncalli, 56.64
2015 Michael Mollak, Elkhorn/Elkhorn South, 56.29
2014 Jacob Molacek, Creighton Preparatory, 54.14
2013 Neil Girmus, Millard South, 57.60
2012 Isaac Springer, Millard West, 57.27
2011 Stephen Hansen, Creighton Preparatory, 57.69
2010 Alex Dayan, Papillion-La Vista, 58.43
2009 Alex Dayan, Papillion-La Vista, 58.60
2008 Billy Kunkel, Creighton Preparatory, 1:00.98
2007 Peter Bailis, Creighton Preparatory, 58.06
2006 Patrick Kirkland, Ralston/Omaha Gross, 58.46
2005 Peter Bailis, Creighton Preparatory, 1:01.42
2004 Josh Fleming, Lincoln East, 59.74
2003 Eric Ohlsson, Millard West, 1:00.91
2002 Sean Kelly, Creighton Preparatory, 56.74
2001 Scott Usher, Grand Island, 57.97
2000 Scott Usher, Grand Island, 59.94
1999 David Anderson, Millard South, 56.86
1998 David Anderson, Millard South, 56.10
1997 David Anderson, Millard South, 57.28
1996 David Anderson, Millard South, 59.29
1995 Ryan Lee, Bellevue West, 58.31
1994 Pat Rowan, Lincoln Southeast, 59.03
1993 Marty Conboy, Creighton Preparatory, 1:01.39
1992 Chris Churchill, Lincoln East, 58.61
1991 Rich Nolte, Lincoln Southeast, 57.93
1990 Rich Nolte, Lincoln Southeast, 58.57
1989 Rich Nolte, Lincoln Southeast, 59.08
1988 Jeff Geyer, Norfolk, 58.83
1987 Doug Mencl, Beatrice, 58.72
1986 Doug Mencl, Beatrice, 59.77
1985 Doug Mencl, Beatrice, 1:00.53
1984 Doug Mencl, Beatrice, 1:02.50
1983 Dave Sipple, Creighton Preparatory, 59.63
1982 Dave Sipple, Creighton Preparatory, 1:00.90
1981 Aaron Drake, Lincoln High, 58.97
1980 Mike Ablard, Columbus, 59.94
1979 Larry Raynor, Creighton Preparatory, 1:00.27
1978 Rick Rhodes, Omaha Westside, 59.27
1977 Rick Rhodes, Omaha Westside, 59.16
1976 Rick Rhodes, Omaha Westside, 1:01.98
1975 Kris Flaska, McCook, 1:04.13
1974 Bryan Moss, Omaha Northwest, 1:01.34
1973 Brian Smith, Omaha Westside, 1:01.78
1972 Brian Smith, Omaha Westside, 1:02.32
1971 Tom Weise, Lincoln Southeast, 1:03.64
1970 Dan Hubbard, Omaha Westside, 1:04.25
1969 Dan Fry, Creighton Preparatory, 1:05.8
1968 Stan Ewing, Lincoln Southeast, 1:01.5
1967 Stan Ewing, Lincoln Southeast, 1:02.0
1966 Stan Ewing, Lincoln Southeast, 1:04.6
1965 Steve Taff, Omaha Central, 1:07.2
1964 J.D. Ayres, Lincoln Southeast, 1:04.7
1963 Ken Glasser, Omaha Central, 1:04.5
1962 Ken Glasser, Omaha Central, 1:05.3
1961 Ken Glasser, Omaha Central, 1:07.6
1960 Mike Jackson, Creighton Preparatory, 1:08.0
1959 Mike Jackson, Creighton Preparatory, 1:09.1
1958 Jim Pardee, Lincoln High, 1:14.1
1956 Roger Holthaus, Hastings, 1:11.3
1955 Bob Hill, Hastings, 1:11.1
1954 Ron Mlarnik, Omaha South, 1:04.0
1953 Tom Houchen, Lincoln High, 1:07.9
1952 Ron Mlarnik, Omaha South, 1:09.9
1951 Ron Mlarnik, Omaha South, 1:11.5
1950 Richard Hlidek, Omaha South, 1:09.6
1949 Richard Magnuson, Omaha Technical, 1:12.6
1948 Bob Bickert, Lincoln High, 1:17.6
1947 Bill Greer, Lincoln High, 1:18.8
1942 Jim Waters, Lincoln High, 1:12.5
1941 Stranglen, Omaha Technical, 1:09.6
1940 George Tilley, Omaha Technical, 1:09.5
1938 George Tilley, Omaha Technical, 1:15.4
1937 Widtfeldt, Omaha Technical, 1:15.6
1935 Alexander, Omaha Technical, 1:14.4
1933 Lima, Omaha Central
1932 Irving Merrian, Omaha Technical, 1:16.7

100 BUTTERFLY-BREASTROKE

1957 Bill Fowles, Hastings, 1:04.8

BUTTERFLY

2016 Matthew Novinski, Grand Island, 50.75
2015 Ryan Tate, Creighton Preparatory, 49.07
2014 Garrett Cadotte, Ralston/Gross Catholic, 49.52
2013 Jacob Molacek, Creighton Preparatory, 48.68
2012 Garrett Cadotte, Ralston/Gross, 50.61
2011 Colin Krysl, Papillion-La Vista, 50.61
2010 Ryan Bubb, Lincoln East, 49.25
2009 Ryan Bubb, Lincoln East, 49.27
2008 Alex Jacobsen, Creighton Preparatory, 52.27
2007 Spenser Lauver, Omaha Westside, 51.48
2006 Spenser Lauver. Omaha Westside, 51.77
2005 Maxwell Kaeter, Millard West, 52.80
2004 Zac Samland, Omaha Westside/Elkhorn, 51.01
2003 Zac Samland, Omaha Westside/Elkhorn, 50.86
2002 Travis Stensby, Bellevue West, 50.72
2001 Travis Stensby, Bellevue West, 51.11
2000 Steve Wiltgen, South Sioux City, 51.01
1999 Ansel Lindner, Papillion-La Vista, 49.82
1998 Ansel Lindner, Papillion-La Vista, 51.34
1997 David Morrow, Norfolk, 51.18
1996 David Morrow, Norfolk, 51.96
1995 David Foster, Lincoln High, 49.82
1994 David Foster, Lincoln High, 50.85
1993 Byron Butts, Bellevue East, 51.82
1992 Derek Ahl, Ralston, 51.58
1991 Brian Jackson, Omaha Burke, 52.20
1990 Eric Wright, Lincoln Southeast, 50.31

NSAA STATE BOYS

SWIMMING/DIVING

PAST CHAMPIONS

1989 Steve Keller, Papillion-La Vista, 50.60
1988 Eric Wright, Lincoln Southeast, 52.10
1987 Dan Lee, Omaha Burke, 52.90
1986 Kevin Kearns, Millard North, 53.59
1985 Dave Harris, Omaha Westside, 51.93
1984 David Lammel, Millard South, 49.34
1983 David Lammel, Millard South, 49.90
1982 David Lammel, Millard South, 51.68
1981 Tony Lazzaretti, Creighton Preparatory, 49.63
1980 Tony Lazzaretti, Creighton Preparatory, 50.66
1979 Tony Lazzaretti, Creighton Preparatory, 50.98
1978 Bill Booth, Lincoln Southeast, 53.07
1977 Bill Crampton, Creighton Preparatory, 51.90
1976 Scott Mactier, Omaha Westside, 51.76
1975 Ed Johnson, Lincoln Southeast, 53.17
1974 Ed Johnson, Lincoln Southeast, 52.70
1973 Ed Johnson, Lincoln Southeast, 55.72
1972 Chan Gibson, Omaha Westside, 54.88
1971 Randy Hartford, Omaha Westside, 55.10
1970 Greg Shaw, Lincoln Southeast, 53.84
1969 Dick Rensch, Creighton Preparatory, 54.6
1968 Dick Rensch, Creighton Preparatory, 55.0
1967 Dick Rensch, Creighton Preparatory, 55.3
1966 Bob Hartigan, Creighton Preparatory, 56.3
1965 Dennis Tibbetts, Omaha Central, 57.7
1964 Dennis Tibbetts, Omaha Central, 55.8
1963 Steve Coy, Lincoln Southeast, 58.1
1962 John Coolidge, Omaha Central, 59.3
1961 John Coolidge, Omaha Central, 1:00.4
1960 Bill Fowles, Lincoln High, 57.9
1959 Bill Fowles, Lincoln High, 1:00.3
1958 Bill Fowles, Lincoln High, 1:02.8

INDIVIDUAL MEDLEY

2016 Lance Culjat, Brownell-Concordia-Roncalli, 1:52.44
2015 Ryan Tate, Creighton Preparatory, 1:51.62
2014 Jacob Molacek, Creighton Preparatory, 1:45.50
2013 Ryan Tate, Creighton Preparatory, 1:53.68
2012 Will Raynor, Creighton Preparatory, 1:50.63
2011 Will Raynor, Creighton Preparatory, 1:52.24
2010 Will Raynor, Creighton Preparatory, 1:53.29
2009 Caleb Schuermann, Creighton Preparatory, 1:52.25
2008 Zachary Hensley, Omaha Westside, 1:55.14
2007 Zachary Hensley, Omaha Westside, 1:55.32
2006 Jerr Merritt, Lincoln East, 1:55.29
2005 Adam Beckman, Kearney, 1:50.51
2004 Adam Beckman, Kearney, 1:53.20
2003 Adam Beckman, Kearney, 1:56.74
2002 Sean Kelly, Creighton Preparatory, 1:55.82
2001 Scott Usher, Grand Island, 1:57.81
2000 Adam Mania, Beatrice, 1:56.64
1999 David Anderson, Millard South, 1:55.94
1998 David Anderson, Millard South, 1:55.80
1997 David Anderson, Millard South, 1:57.14
1996 Pat Rowan, Lincoln Southeast, 1:54.24
1995 Tsim Schneider, Omaha Westside, 1:57.04
1994 Brian Hein, Lincoln Southeast, 1:55.70
1993 Robb Pantano, Creighton Preparatory, 1:54.77
1992 P.J. Wiseman, Ralston, 1:52.41
1991 P.J. Wiseman, Ralston, 1:51.32
1990 P.J. Wiseman, Ralston, 1:54.94
1989 Paul Nelsen, Lincoln Southeast, 1:54.85
1988 Dan Lee, Omaha Burke, 1:55.57
1987 Doug Mencl, Beatrice, 1:58.37
1986 Mark Dietrich, Omaha Westside, 1:54.07
1985 Mark Dietrich, Omaha Westside, 1:55.77
1984 Mark Dietrich, Omaha Westside, 1:59.07
1983 Dave Sipple, Creighton Preparatory, 1:59.51
1982 Dave Timm, Lincoln Southeast, 2:01.64
1981 Aaron Drake, Lincoln High, 1:56.69
1980 Todd Schlegelmilch, Millard, 1:58.98
1979 Bill Booth, Lincoln Southeast, 1:58.40
1978 Bill Booth, Lincoln Southeast, 1:59.26
1977 Scott Mactier, Omaha Westside, 1:58.50
1976 Scott Mactier, Omaha Westside, 1:59.94
1975 Ed Johnson, Lincoln Southeast, 2:02.07
1974 Ed Johnson, Lincoln Southeast, 2:02.94
1973 Jeff Evans, Fremont, 2:01.06
1972 Brian Smith, Omaha Westside, 2:05.53
1971 Randy Hartford, Omaha Westside, 2:02.93
1970 Randy Hartford, Omaha Westside, 2:04.98
1969 Scott Lewis, Creighton Preparatory, 2:07.8
1968 Stan Ewing, Lincoln Southeast, 2:04.5
1967 Stan Ewing, Lincoln Southeast, 2:05.1
1966 Dave Schmidt, Lincoln Southeast, 2:06.6
1965 Gregg Wright, Lincoln Southeast, 2:12.6
1964 Ken Glasser, Omaha Central, 2:11.1
1963 Ken Glasser, Omaha Central, 2:11.7
1962 Dave Frank, Lincoln Southeast, 2:14.2
1961 Ken Glasser, Omaha Central, 2:24.1
1960 Rol Wellman, Omaha Central, 2:21.9 (200)
1959 Rol Wellman, Omaha Central, 1:39.1
1958 Randolph Pittman, Boys Town, 1:42.7
1957 Bill Champlin, Hastings, 1:38.9
1956 Bill Champlin, Hastings, 1:41.9
1955 Jim Swain, Boys Town, 1:45.5
1954 Al Montoya, Boys Town, 1:42.6
1953 Ernest Keahey, Boys Town, 1:43.7
1952 Ernest Keahey, Boys Town, 1:46.3
1951 Dan Villegas, Boys Town, 1:44.7
1950 Dave Vandewater, Omaha Technical, 1:47.6
1949 Dave Vandewater, Omaha Technical, 1:55.4 (150)

200-YARD FREESTYLE RELAY

2016 Creighton Preparatory, 1:25.56
2015 Creighton Preparatory, 1:24.96
2014 Creighton Preparatory, 1:22.31
2013 Creighton Preparatory, 1:23.45
2012 Creighton Preparatory, 1:24.42
2011 Creighton Preparatory, 1:24.46
2010 Creighton Preparatory, 1:24.35
2009 Creighton Preparatory, 1:24.15
2008 Lincoln East, 1:26.34
2007 Lincoln East, 1:28.18
2006 Lincoln East, 1:27.69
2005 Omaha Westside/Elkhorn, 1:27.87
2004 Papillion-La Vista, 1:27.54
2003 Papillion-La Vista, 1:27.39
2002 Creighton Preparatory, 1:26.64
2001 Creighton Preparatory, 1:27.05
2000 Creighton Preparatory, 1:26.12
1999 Lincoln East, 1:28.06
1998 Creighton Preparatory, 1:26.44
1997 Creighton Preparatory, 1:27.51
1996 Creighton Preparatory, 1:27.08
1995 Omaha Burke, 1:27.74
1994 Omaha Burke, 1:27.14
1993 Lincoln East, 1:27.32
1992 Lincoln Southeast, 1:26.94
1991 Lincoln Southeast, 1:26.16
1965 Lincoln High, 1:36.2
1964 Omaha Westside, 1:37.2
1963 Lincoln Southeast, 1:35.4
1962 Lincoln High, 1:39.0
1961 Omaha Central, 1:40.0
1960 Boys Town, 1:40.0
1959 Lincoln Southeast, 1:41.5
1958 Lincoln High, 1:39.2
1957 Lincoln High, 1:41.0
1956 Lincoln High, 1:45.7
1955 Lincoln High, 1:45.8
1954 Boys Town, 1:46.6
1953 Boys Town, 1:44.8
1952 Boys Town, 1:49.0
1951 Lincoln High, 1:47.7
1950 Omaha Technical, 1:51.9
1949 Lincoln High, 1:51.3
1948 Lincoln High, 1:47.7
1947 Omaha Technical, 1:52.0
1942 Lincoln High, 1:46.8
1941 Omaha Technical, 1:47.0
1940 Lincoln High, 1:44.8
1938 Omaha Technical, 1:43.6
1937 Omaha Technical, 1:47.8
1936 Omaha Technical
1935 Omaha Technical, 1:48.7
1933 Lincoln High
1932 Omaha Central, 1:53.9

400-YARD FREESTYLE RELAY

2016 Creighton Preparatory, 3:11.45
2015 Creighton Preparatory, 3:05.82
2014 Creighton Preparatory, 3:02.23
2013 Millard South, 3:10.74
2012 Creighton Preparatory, 3:12.71
2011 Creighton Preparatory, 3:06.67
2010 Creighton Preparatory, 3:05.49
2009 Creighton Preparatory, 3:05.93
2008 Creighton Preparatory, 3:11.23
2007 Omaha Westside, 3:13.78
2006 Lincoln East, 3:14.09
2005 Omaha Westside/Elkhorn, 3:13.63
2004 Omaha Westside/Elkhorn, 3:09.92
2003 Omaha Westside/Elkhorn, 3:11.13
2002 Creighton Preparatory, 3:11.78
2001 Papillion-La Vista, 3:16.08
2000 Creighton Preparatory, 3:12.16
1999 Millard West, 3:14.56
1998 Lincoln East, 3:10.55
1997 Lincoln East, 3:13.00
1996 Creighton Preparatory, 3:11.07
1995 Millard South, 3:16.57
1994 Lincoln Southeast, 3:11.86
1993 Lincoln Southeast, 3:12.01
1992 Ralston, 3:08.55
1991 Omaha Westside, 3:11.90
1990 Lincoln Southeast, 3:09.80
1989 Lincoln Southeast, 3:12.22
1988 Lincoln East, 3:12.53
1987 Lincoln Southeast, 3:12.97
1986 Omaha Westside, 3:12.75
1985 Omaha Westside, 3:12.52
1984 Omaha Westside, 3:11.55
1983 Omaha Westside, 3:17.34
1982 Lincoln Southeast, 3:12.48
1981 Creighton Preparatory, 3:11.51
1980 Creighton Preparatory, 3:14.42
1979 Millard, 3:15.44
1978 Lincoln Southeast, 3:16.20
1977 Omaha Westside, 3:12.36
1976 Omaha Westside, 3:16.69
1975 Omaha Westside, 3:14.51
1974 Omaha Westside, 3:18.60
1973 Omaha Westside, 3:21.19
1972 Omaha Westside, 3:23.59
1971 Omaha Westside, 3:22.38
1970 Omaha Westside, 3:24.38
1969 Creighton Preparatory, 3:32.3
1968 Omaha Westside, 3:29.4
1967 Hastings, 3:34.9
1966 Lincoln Southeast, 3:29.6

MEDLEY RELAY

2016 Creighton Preparatory, 1:33.59
2015 Creighton Preparatory, 1:33.40
2014 Elkhorn/Elkhorn South, 1:35.02
2013 Creighton Preparatory, 1:32.90
2012 Millard South, 1:32.89
2011 Creighton Preparatory, 1:32.37
2010 Creighton Preparatory, 1:33.12
2009 Creighton Preparatory & Lincoln East, 1:35.29
2008 Creighton Preparatory, 1:37.98
2007 Creighton Preparatory & Omaha Westside, 1:37.13
2006 Omaha Westside, 1:38.65
2005 Millard West, 1:38.14
2004 Papillion-La Vista, 1:37.97
2003 Papillion-La Vista, 1:36.83
2002 Creighton Preparatory, 1:35.71
2001 Creighton Preparatory, 1:38.57
2000 Millard West, 1:38.20
1999 Millard South, 1:38.49
1998 Lincoln East, 1:37.77
1997 Millard South, 1:38.88
1996 Creighton Preparatory, 1:38.75
1995 Lincoln High, 1:36.36
1994 Omaha Burke, 1:39.12
1993 Creighton Preparatory, 1:37.25
1992 Ralston, 1:36.26
1991 Lincoln Southeast, 1:36.36
1990 Lincoln Southeast, 1:38.64
1989 Lincoln Southeast, 1:38.65
1988 Lincoln Southeast, 1:38.39
1987 Lincoln Southeast, 1:40.79
1986 Omaha Westside, 1:40.55

NSAA STATE BOYS

SWIMMING/DIVING

PAST CHAMPIONS

1985 Omaha Westside, 1:38.53
1984 Creighton Preparatory, 1:38.42
1983 Columbus, 1:44.26
1982 Creighton Preparatory, 1:38.82
1981 Creighton Preparatory, 1:42.27
1980 Omaha Westside, 1:38.65
1979 Omaha Westside, 1:38.97
1978 Creighton Preparatory, 1:38.40
1977 Creighton Preparatory, 1:38.41
1976 Omaha Westside, 1:38.55
1975 Omaha Westside, 1:40.07
1974 Lincoln Southeast, 1:41.98
1973 Omaha Westside, 1:40.12
1972 Omaha Westside, 1:41.17
1971 Omaha Westside, 1:41.77
1970 Omaha Westside, 1:42.12
1969 Omaha Burke, 1:45.4
1968 Creighton Preparatory, 1:45.3
1967 Creighton Preparatory, 1:46.4
1966 Omaha Westside, 1:45.1
1965 Omaha Westside, 1:46.8
1964 Lincoln Southeast, 1:46.9
1963 Lincoln Southeast, 1:49.9
1962 Omaha Central, 1:53.8
1961 Lincoln Southeast, 1:49.5
1960 Creighton Preparatory, 1:52.7
1959 Lincoln High, 1:57.7
1958 Lincoln High, 1:57.0
1957 Lincoln High, 1:58.4
1956 Lincoln High, 2:03.4 (200)
1955 Omaha Technical, 1:27.7
1954 Lincoln High, 1:29.4
1953 Lincoln High, 1:26.7
1952 Lincoln High, 1:28.5
1951 Lincoln High, 1:29.0
1950 Boys Town, 1:31.2
1949 Omaha Technical, 1:33.6
1948 Lincoln High, 1:32.2
1947 Lincoln High, 1:35.6
1942 Lincoln High, 1:29.8
1941 Omaha Technical, 1:29.3
1940 Omaha Technical, 1:31.7
1938 Lincoln High, 1:30.7
1937 Lincoln High, 1:33.0
1936 Omaha Technical, 1:27.8
1935 Beatrice, 1:33.1
1933 Lincoln High
1932 Omaha Technical, 1:53.9 (150)

DIVING

2016 Will Gottsch, Elkhorn/Elkhorn South, 595.90
2015 Austin Alexander, Lincoln Northeast, 558.45
2014 Austin Alexander, Lincoln Northeast, 541.05
2013 Joey Weber, Ralston/Gross, 458.60
2012 Addison Boschult, Ralston/Gross, 511.05
2011 Erik Gustafson, Lincoln Southeast, 472.35
2010 Addison Boschult, Ralston/Gross, 413.00
2009 Bradley Schoreit, Millard North, 438.65
2008 Bradley Schoreit, Millard North, 398.45
2007 Robert Babcock, Lincoln Southeast, 436.10
2006 Robert Babcock, Lincoln Souteast, 391.75
2005 Drew Delashmutt, Omaha Central, 428.40
2004 Brian Biga, Omaha Burke, 479.95
2003 Brian Biga, Omaha Burke, 437.90
2002 Brian Biga, Omaha Burke, 412.10
2001 Joe Rynes, Creighton Preparatory, 397.80
2000 Phil Minino, Millard North, 429.50
1999 Mike Schluckebier, Lincoln Northeast, 387.20
1998 Lance Holly, Millard West, 435.30
1997 Brett Spilker, Lincoln Southeast, 399.30
1996 Justin Sellhorn, Lincoln Southeast, 424.25
1995 Shawn Schuessler, Millard South, 456.40
1994 Peter Charles, Bellevue West, 427.00
1993 Peter Charles, Bellevue West, 394.40
1992 Joe Niedergeses, Creighton Preparatory, 380.35
1991 Kevin McMahon, Fremont, 498.80
1990 Thad Follett, Fremont, 457.95
1989 Jason Baumann, Lincoln East, 440.85
1988 Chris Luft, South Sioux City, 450.80
1987 Jamie Morrow, Millard North, 490.20
1986 Trip Conroy, Omaha Burke, 478.55
1985 Kevin Barbee, Omaha Burke, 468.75
1984 Lawrence Roddick, Creighton Preparatory, 526.60
1983 Glen Galemmo, Bellevue West, 491.95
1982 Glen Galemmo, Bellevue West, 441.90
1981 Flip Crummer, Omaha Central, 509.85
1980 Flip Crummer, Omaha Central, 475.20
1979 Doug Schiefelbein, Bellevue West, 438.63
1978 David Goodwin, Creighton Preparatory, 510.75
1977 Jim Weyhrauch, Lincoln Southeast, 510.75
1976 Dave Keane, Omaha Westside, 574.74
1975 Dave Keane, Omaha Burke, 502.95
1974 Mark Hill, Omaha Burke, 441.21
1973 Marc Stiner, Lincoln High, 460.80
1972 Vince Gasson, Bellevue, 421.70
1971 Gary Burks, Omaha Burke, 362.64
1970 Steve Robbins, Omaha Benson, NA
1969 Steve Robbins, Omaha Benson, NA
1968 Mike Dunham, Omaha Westside, NA
1967 Jim Hunt, Lincoln High, NA
1966 Todd Smith, Omaha Westside, NA
1965 Todd Smith, Omaha Westside, NA
1964 Steve Sorensen, Omaha Westside, NA
1963 Steve Sorensen, Omaha Westside, NA
1962 Steve Sorensen, Omaha Westside, NA
1961 Ron Marsch, Omaha Technical, NA
1960 Steve Tenney, Boys Town, NA
1959 Steve North, Lincoln Southeast, NA
1958 Jim Frank, Lincoln Southeast, NA
1957 Jim Frank, Lincoln Southeast, 193.0
1956 Charles Wilson, Lincoln High, 156.4
1955 Charles Wilson, Lincoln High, 131.9
1954 Frank Jachimiak, Boys Town, 208.2
1953 Frank Jachimiak, Boys Town, 359.4
1952 Dean Stoneman, Lincoln High, 176.8
1951 Ed Villegas, Boys Town, 194.8
1950 Stan Schneider, Lincoln High, 187.2
1949 Merrill Hodges, Omaha Technical, 231.8
1948 Jerry Anderson, Hastings, 377.4
1947 Merrill Hodges, Omaha Technical, 369.2
1942 Charles West, Omaha Technical, 85.6
1941 Charles West, Omaha Technical, 81.1
1940 George Tilley, Omaha Technical, 78.9
1938 George Tilley, Omaha Technical, 74.8
1937 Blumkin, Omaha Technical, 73.6
1935 Miller, Omaha Technical, 80.1
1932 Harry Kuklin, Lincoln High, 79.5

TEAM CHAMPIONS & RUNNER-UP

2016 Creighton Preparatory, 430; Papillion-LaVista/Papillion-LaVista South
2015 Creighton Preparatory, 475; Lincoln Southwest, 271
2014 Creighton Preparatory, 451; Lincoln Southwest, 169
2013 Creighton Preparatory, 409.5; Millard South, 254
2012 Creighton Preparatory, 306; Lincoln East, 163
2011 Creighton Preparatory, 411; Millard South 110
2010 Creighton Preparatory, 404; Lincoln East, 179
2009 Creighton Preparatory, 369; Lincoln East, 231
2008 Creighton Preparatory, 310; Lincoln East, 209.5
2007 Creighton Preparatory, 247; Omaha Westside, 242
2006 Omaha Westside, 225; Lincoln East, 209
2005 Omaha Westside/Elkhorn, 262; Millard West, 208
2004 Omaha Westside/Elkhorn, 226; Papillion-La Vista, 197
2003 Papillion-La Vista, 261; Omaha Westside/Elkhorn, 213
2002 Creighton Preparatory, 324; Papillion-La Vista, 196
2001 Creighton Preparatory, 280; Papillion-La Vista, 166
2000 Creighton Preparatory, 244; Lincoln East, 139
1999 Creighton Preparatory, 221; Millard West, 171
1998 Creighton Preparatory, 226; Lincoln East, 220
1997 Creighton Preparatory, 233; Lincoln East 145.5
1996 Creighton Preparatory, 246.5; Omaha Westside, 183
1995 Omaha Burke, 185; Millard South, 170
1994 Omaha Burke, 260; Lincoln Southeast, 202.5
1993 Lincoln Southeast, 206; Creighton Preparatory, 177
1992 Omaha Burke, 217; Lincoln Southeast, 170
1991 Omaha Westside, 219; Lincoln Southeast, 200
1990 Lincoln Southeast, 188.5; Omaha Westside, 166
1989 Lincoln Southeast, 203.5; Omaha Burke, 171
1988 Lincoln East, 212; Lincoln Southeast, 199
1987 Lincoln Southeast, 240; Omaha Westside, 166
1986 Omaha Westside, 221; Omaha Burke, 218
1985 Omaha Westside, 255; Lincoln Southeast, 138
1984 Omaha Westside, 273; Creighton Preparatory, 153
1983 Omaha Westside, 173; Creighton Preparatory, 146
1982 Omaha Westside, 252; Lincoln Southeast, 185
1981 Omaha Westside, 229; Creighton Preparatory, 195
1980 Omaha Westside, 264; Creighton Preparatory, 173
1979 Omaha Westside, 193; Creighton Preparatory, 185
1978 Omaha Westside, 209.5, Lincoln Southeast, 202
1977 Lincoln Southeast, 213; Omaha Westside, 187
1976 Omaha Westside, 273; Lincoln Southeast, 206
1975 Omaha Westside, 263; Lincoln Southeast, 173
1974 Omaha Westside, 263; Omaha Burke, 173
1973 Omaha Westside, 241; Lincoln East, 156.5
1972 Omaha Westside, 299; Fremont, 149
1971 Omaha Westside, 325; Omaha Burke, 135
1970 Omaha Westside, 297; Omaha Burke, 152
1969 Creighton Preparatory, 241.5; Omaha Westside, 174.5
1968 Omaha Westside, 291.5; Creighton Preparatory, 185
1967 Omaha Westside, 284.5; Lincoln Southeast, 246
1966 tie Omaha Westside & Lincoln Southeast, 78.5
1965 Lincoln Southeast, 82; Omaha Westside, 81
1964 Lincoln Southeast, 87; Omaha Westside, 58
1963 Lincoln Southeast, 103; Omaha Central, 45
1962 Lincoln Southeast, 92; Omaha Central, 48
1961 Lincoln Southeast, 70.5; Omaha Central, 66.5
1960 Lincoln Southeast, 60; Omaha Central, 47
1959 Lincoln Southeast, 75; Boys Town, 47
1958 Boys Town, 76; Lincoln High, 64
1957 Lincoln High, 64; Boys Town, 51
1956 Lincoln High, 81; Hastings, 45
1955 Lincoln High, 74; Boys Town, 55
1954 Boys Town, 89; Lincoln High, 36
1953 Boys Town, 105; Lincoln High, 60
1952 Boys Town, 79; Lincoln High, 69
1951 Boys Town, 91; Lincoln High, 55
1950 Lincoln High, 52; Omaha Technical, 47
1949 Omaha Technical, 58; Lincoln High, 55
1948 Lincoln High, 61; Omaha Technical, 48
1947 Lincoln High, 68; Omaha Technical, 62
1943-46 No State Championships Held-WWII
1942 tie Lincoln High & Omaha Technical, 65
1941 Lincoln High, 66.5; Omaha Technical, 60.5
1940 Lincoln High, 68; Omaha Technical, 63
1939 No State Championship Held–Lack of Entries
1938 Omaha Technical, 73; Lincoln High, 59
1937 Omaha Technical, 66; Lincoln High, 62
1936 Omaha Technical, 47; Lincoln High, 31
1935 Omaha Technical, 46; Beatrice, 31
1934 Lincoln High 59; Beatrice 24
1933 Lincoln High, 47; Omaha Central 28
1932 Omaha Technical, 44; Lincoln High 32

NSAA STATE GIRLS

SWIMMING/DIVING

PAST CHAMPIONS

50-YARD FREESTYLE
2016 Olivia Calegan, Lincoln Southwest, 22.77
2015 Olivia Calegan, Lincoln Southwest, 23.17
2014 Laura Miksch, Columbus, 23.38
2013 Laura Miksch, Columbus, 23.49
2012 Laura Miksch, Columbus, 23.88
2011 Ellie McGinn, Millard West, 23.56
2010 Alex Bilunas, Omaha Duchesne Academy, 24.16
2009 Alex Bilunas, Omaha Duchesne Academy, 23.54
2008 Emma O'Connell, Millard West, 24.17
2007 Bethanie Griffin, Omaha Duchesne Academy, 24.28
2006 Andrea Naughton, Omaha Burke, 24.34
2005 Erin Holtmeyer, Omaha Marian, 23.50
2004 Erin Holtmeyer, Omaha Marian, 23.77
2003 Erin Holtmeyer, Omaha Marian, 23.39
2002 Erin Holtmeyer, Omaha Marian, 23.73
2001 Katie Eckholt, Omaha Marian, 23.20
2000 Lisa Hansen, Omaha Marian, 24.55
1999 Katherine Churchill, Lincoln East, 23.86
1998 Katherine Churchill, Lincoln East, 24.05
1997 Betsy Hassebroek, Omaha Roncalli, 23.93
1996 Natasha Soby, Omaha Burke, 24.29
1995 Natasha Soby, Omaha Burke, 24.56
1994 Laura Sides, Omaha Burke, 24.62
1993 Mandy Radke, Lincoln East, 24.54
1992 Katie Chapeau, Omaha Burke, 24.49
1991 Katie Chapeau, Omaha Burke, 24.23
1990 Katie Luellen, Norfolk, 24.78
1989 Marnee Dietrich, Omaha Westside, 24.35
1988 Kathy Deibler, Millard South, 24.31
1987 Amy Tidball, Lincoln High, 23.65
1986 Amy Tidball, Lincoln High, 24.04
1985 Valerie Dormady, Omaha Burke, 24.26
1984 Valerie Dormady, Omaha Burke, 24.94
1983 Valerie Dormady, Omaha Burke, 24.72
1982 Juli Butterfield, Omaha Westside, 24.81
1980-81 Sarah Capek, Lincoln Southeast, 25.26
1979 Dea Fredrick, Omaha Westside, 24.72
1978 Barb Slogr, Omaha Northwest, 24.44
1977 Dea Fredrick, Omaha Westside, 24.31
1976 Jana Frymire, Grand Island, 24.89
1975 Barb Harris, Lincoln High, 24.29
1974 Debbie Grafentin, Omaha Northwest, 25.85
1973 Sally Wilson, Lincoln East, 26.25

100-YARD FREESTYLE
2016 Olivia Calegan, Lincoln Southwest, 50.16
2015 Caroline Theil, Lincoln Pius X, 51.00
2014 Laura Miksch, Columbus, 52.36
2013 Bryn Lohrberg, Elkhorn/Elkhorn South, 52.72
2012 Molly Kroeger, Omaha Westside, 52.45
2011 Alex Bilunas, Omaha Duchesne Academy, 52.12
2010 Emma O'Connell, Millard West, 52.04
2009 Emma O'Connell, Millard West, 51.79
2008 Emma O'Connell, Millard West, 52.12
2007 Kelly Kunkel, Omaha Marian, 52.88
2006 Kelly Kunkel, Omaha Marian, 53.30
2005 Erin Holtmeyer, Omaha Marian, 51.44
2004 Erin Holtmeyer, Omaha Marian, 51.91
2003 Beth Roach, Omaha Marian, 51.18
2002 Emily Pufall, Millard West, 52.85
2001 Katie Eckholt, Omaha Marian, 50.49
2000 Katie Eckholt, Omaha Marian, 51.35
1999 Katherine Churchill, Lincoln East, 52.41
1998 Katherine Churchill, Lincoln East, 52.67
1997 Kristina Cain, South Sioux City, 52.84
1996 Robyn Palmer, Millard South, 52.89
1995 Shannon Wright, Norfolk, 52.64
1994 Lisa Olander, Omaha Westside, 53.13
1993 Shannon Wright, Norfolk, 53.06
1992 Shannon Wright, Norfolk, 52.85
1991 Allison Sides, Omaha Burke, 52.53
1990 Allison Sides, Omaha Burke, 53.17
1989 Allison Sides, Omaha Burke, 53.29
1988 Melissa Eberhart, Omaha Westside, 54.12
1987 Amy Tidball, Lincoln High, 51.66
1986 Nealy Vicker, Omaha Westside, 52.59
1985 Valerie Dormady, Omaha Burke, 53.50
1984 Linda Rosenberg, Omaha Westside, 53.46
1983 Valerie Dormady, Omaha Burke, 54.00
1982 Sarah Capek, Lincoln Southeast, 54.39
1980-81 Kathy Dormady, Omaha Burke, 54.95
1979 Dea Fredrick, Omaha Westside, 53.59
1978 Tenley Fisher, Omaha Burke, 52.36
1977 Linda Seman, Omaha Westside, 55.17
1976 Barb Harris, Lincoln High, 51.91
1975 Cory Schia, Millard, 52.26
1974 Cory Schia, Millard, 55.53
1973 Sally Wilson, Lincoln East, 57.49

200-YARD FREESTYLE
2016 Alana Palmer, Lincoln Southwest, 1:50.66
2015 Caroline Theil, Lincoln Pius X, 1:50.40
2014 Elizabeth Amato-Hanner, Westside, 1:51.85
2013 Aimee Fischer, Lincoln Southwest, 1:54.47
2012 Molly Kroeger, Omaha Westside, 1:53.89
2011 Kristy Kunkel, Omaha Marian, 1:52.44
2010 Kristy Kunkel, Omaha Marian, 1:53.68
2009 Kristy Kunkel, Omaha Marian, 1:53.55
2008 Kelly Kunkel, Omaha Marian, 1:53.18
2007 Kelly Kunkel, Omaha Marian, 1:52.98
2006 Jenn Kocsis, Omaha Marian, 1:50.60
2005 Jenn Kocsis, Omaha Marian, 1:51.89
2004 Jenn Kocsis, Omaha Marian, 1:49.87
2003 Beth Roach, Omaha Marian, 1:51.80
2002 Lisa Hansen, Omaha Marian, 1:54.95
2001 Lisa Hansen, Omaha Marian, 1:54.96
2000 Katie Eckholt, Omaha Marian, 1:50.97
1999 Katie Eckholt, Omaha Marian, 1:53.74
1998 Jenny Patton, Omaha Westside, 1:54.27
1997 Jenny Patton, Omaha Westside, 1:54.16
1996 Meredith Smith, Bellevue West, 1:55.52
1995 Shandra Johnson, Omaha North, 1:50.77
1994 Lisa Olander, Omaha Westside, 1:53.55
1993 Lisa Olander, Omaha Westside, 1:53.26
1992 Lisa Olander, Platteview, 1:52.86
1991 Allison Sides, Omaha Burke, 1:53.19
1990 Allison Sides, Omaha Burke, 1:54.80
1989 Jenny Melrose, Papillion-La Vista, 1:58.31
1988 tie Jenny Melrose, PapillionLa Vista, 1:57.20
1988 tie Dianna Melrose, PapillionLa Vista, 1:57.20
1987 Jenny Melrose, Papillion-La Vista, 1:59.36
1986 Linda Rosenberg, Omaha Westside, 1:52.29
1985 Linda Rosenberg, Omaha Westside, 1:54.27
1984 Wendy Dickinson, Lincoln East, 1:58.46
1983 Linda Rosenberg, Omaha Westside, 1:53.49
1982 Marcie Herrold, Columbus, 1:57.47
1980-81 Kellie Keown, Omaha Burke, 1:57.10
1979 Kellie Keown, Omaha Burke, 1:58.77
1978 Kellie Keown, Omaha Burke, 1:58.63
1977 Barb Harris, Lincoln High, 1:53.56
1976 Barb Harris, Lincoln High, 1:55.24
1975 Anne Watland, Omaha Westside, 1:58.14
1974 Anne Watland, Omaha Westside, 1:57.50
1973 Anne Watland, Omaha Westside, 2:01.37

DISTANCE FREESTYLE
2016 Alana Palmer, Lincoln Southwest 5:03.50
2015 Dannie Dilsaver, Lincoln Southwest, 5:02.30
2014 Mary Luddy, Millard North, 5:07.03
2013 Aimee Fischer, Lincoln Southwest, 5:07.15
2012 Aimee Fischer, Lincoln Southwest, 5:07.74
2011 Kristy Kunkel, Omaha Marian, 5:05.45
2010 Mollie McNeel, Lincoln Northeast, 5:02.90
2009 Kristy Kunkel, Omaha Marian, 5:08.12
2008 Grace Raynor, Omaha Duchesne Academy, 5:09.96
2007 Erin Dolan, Lincoln Southeast, 5:06.35
2006 Jenn Kocsis, Omaha Marian, 4:53.36
2005 Jenn Kocsis, Omaha Marian, 4:55.32
2004 Jenn Kocsis, Omaha Marian, 4:58.43
2003 Jenn Kocsis, Omaha Marian, 4:58.12
2002 Erin Holtmeyer, Omaha Marian, 5:11.79
2001 Nichole Real, Millard West, 5:11.79
2000 Danielle Koch, Omaha Marian, 5:11.73
1999 Danielle Koch, Omaha Marian, 5:11.82
1998 Jenn Holm, Omaha Burke, 5:09.62
1997 Shandra Johnson, Omaha North, 4:54.18
1996 Irene Schneider, Omaha Westside, 5:13.19
1995 Shandra Johnson, Omaha North, 5:01.66
1994 Shandra Johnson, Omaha North, 5:02.01
1993 BriAnna Wilkins, Lincoln Southeast, 5:06.48
1992 BriAnna Wilkins, Lincoln Southeast, 5:06.77
1991 BriAnna Wilkins, Lincoln Southeast, 5:15.81
1990 Jenny Melrose, Papillion-La Vista, 5:04.14
1989 Jenny Melrose, Papillion-La Vista, 5:08.70
1988 Dianna Melrose, PapillionLa Vista, 5:05.67
1987 Jenny Melrose, Papillion-La Vista, 5:10.12
1986 Linda Rosenberg, Omaha Westside, 5:05.42
1985 Heather Jones, Bellevue East, 5:09.21
1984 Cami Brungard, Omaha Westside, 5:12.46
1983 Linda Rosenberg, Omaha Westside, 5:10.08
1982 Marcie Herrold, Columbus, 5:08.70
1980-81 Chris Wright, Lincoln Southeast, 5:16.96
1979 Diane Whalen, Ralston, 5:23.43
1978 Julie Day, Papillion, 5:12.30
1977 Terri Sneckenberg, Omaha Westside, 5:15.05
1976 Terri Sneckenberg, Omaha Westside, 5:17.92
1975 Anne Watland, Omaha Westside, 5:10.09
1974 Anne Watland, Omaha Westside, 5:08.36 (500)
1973 Anne Watland, Omaha Westside, 4:11.60 (400)

BACKSTROKE
2016 Elizabeth Amato-Hanner, Westside, 55.86
2015 Elizabeth Amato-Hanner, Westside, 55.71
2014 Elizabeth Amato-Hanner, Westside, 56.84
2013 Erin Oeltjen, Millard West, 57.03
2012 Erin Oeltjen, Millard West, 58.11
2011 Erin Oeltjen, Millard West, 57.91
2010 Kyra Lindholm, Omaha Marian, 59.50
2009 Bianca Christensen, Millard West, 57.81
2008 Mikayla Freese, Lincoln Southwest, 59.67
2007 Katie Davis, Lincoln Northeast, 58.43
2006 Karen Criss, Omaha Marian, 56.27
2005 Karen Criss, Omaha Marian, 57.41
2004 Karen Criss, Omaha Marian, 57.15
2003 Karen Criss, Omaha Marian, 57.40
2002 Katie Shald, Millard North, 59.25
2001 Bailey Ingles, Millard West, 58.47
2000 Miranda Shald, Millard North, 57.33
1999 Betsy Hassebroek, Omaha Roncalli/Brownell-Talbot, 57.64
1998 Ali Petersen, Omaha North, 57.22
1997 Ali Petersen, Omaha North, 56.97
1996 Ali Petersen, Omaha North, 57.33
1995 Ali Petersen, Omaha North, 57.74
1994 Kelly Lorenz, Millard South, 59.30
1993 Steph Torrens, Millard North, 58.91
1992 Katie Chapeau, Omaha Burke, 57.52
1991 Heather Welch, Millard South, 56.94
1990 Heather Welch, Millard South, 57.54
1989 Katie Chapeau, Omaha Burke, 57.95
1988 Heather Welch, Millard South, 57.94
1987 Chris Gmeiner, Omaha Burke, 1:00.43
1986 Linda Peterson, Omaha Westside, 58.36
1985 Nealy Vicker, Omaha Westside, 59.96
1984 Linda Rosenberg, Omaha Westside, 1:01.23
1983 Robyn DeSmet, Omaha Westside, 59.53
1982 Robyn DeSmet, Omaha Westside, 58.95
1980-81 Robyn DeSmet, Omaha Westside, 1:00.05
1979 Darcy Ruane, Millard, 1:00.59
1978 Tenley Fisher, Omaha Burke, 59.54
1977 Tenley Fisher, Omaha Burke, 1:00.96
1976 Tenley Fisher, Omaha Burke, 59.99
1975 Cory Schia, Millard, 1:00.01
1974 Renee Magee, Bellevue, 1:00.17
1973 Marcy McGrath, Grand Island, 29.72 (50)

BREASTSTROKE
2016 Dannie Dilsaver, Lincoln Southwest, 1:02.24
2015 Olivia Calegan, Lincoln Southwest, 1:02.54
2014 Olivia Calegan, Lincoln Southwest, 1:04.02
2013 Laura Miksch, Columbus, 1:05.67
2012 Jordan Linhart, Ralston/Gross, 1:07.24
2011 Taylor Counter, Scottsbluff, 1:07.14
2010 Shannon Guy, Millard West, 1:04.37
2009 Afton Robertson, Omaha Marian, 1:03.69
2008 Shannon Guy, Millard West, 1:06.18
2007 Shannon Guy, Millard West, 1:06.60
2006 Kaitlin Arntz, Millard West, 1:04.96
2005 Kaitlin Arntz, Millard West, 1:05.35
2004 Jessie Bailis, Millard North, 1:03.37
2003 Jessie Bailis, Millard North, 1:02.86
2002 Jessie Bailis, Millard North, 1:03.77
2001 Jessie Bailis, Millard North, 1:03.90
2000 Michelle Criss, Omaha Marian, 1:06.27
1999 Megan Losee, Omaha North, 1:08.88
1998 Heather Schwab, Lincoln East, 1:04.86
1997 Heather Schwab, Lincoln East, 1:07.26
1996 Heather Schwab, Lincoln East, 1:06.96
1995 Leah Abraham, Omaha Burke, 1:07.87
1994 tie Brenda Passmore, Omaha Westside, 1:08.19
1994 tie Shannon Wright, Norfolk, 1:08.19
1993 Brenda Passmore, Omaha Westside, 1:08.42
1992 Shannon Wright, Norfolk, 1:07.96
1991 Susie Geyer, Norfolk, 1:07.06
1990 Susie Geyer, Norfolk, 1:08.37
1989 Marnee Dietrich, Omaha Westside, 1:06.90
1988 Marnee Dietrich, Omaha Westside, 1:05.86
1987 Marnee Dietrich, Omaha Westside, 1:06.96
1986 Marnee Dietrich, Omaha Westside, 1:06.47
1985 Linda Peterson, Omaha Westside, 1:06.73
1984 Martha Timm, Lincoln Southeast, 1:10.92
1983 Karen Ablard, Columbus, 1:10.39
1982 Julie Lammel, Millard South, 1:08.83
1980-81 Julie Lammel, Millard, 1:07.77
1979 Maureen McLeay, Omaha Marian, 1:08.25
1978 Maureen McLeay, Omaha Marian, 1:09.09
1977 Karen Branham, Papillion, 1:10.76
1976 Theresa Hazuka, Omaha Westside, 1:11.07
1975 Melanie Jakob, Grand Island, 1:10.84
1974 Kim Krueger, Bellevue, 1:11.47
1973 Melanie Jakob, Grand Island, 33.81 (50)

BUTTERFLY
2016 Caroline Theil, Lincoln Pius X, 55.66
2015 Dana Posthuma, Omaha Burke, 54.83
2014 Dana Posthuma, Omaha Burke, 55.32
2013 Erin Oeltjen, Millard West, 56.35
2012 Tara Goss, Millard West, 59.45
2011 Erin Oeltjen, Millard West, 56.98
2010 Shannon Guy, Millard West, 55.05
2009 Shannon Guy, Millard West, 55.71
2008 Shannon Guy, Millard West, 56.15
2007 Shannon Guy, Millard West, 56.20
2006 Allison Way, Millard South, 56.70
2005 Allison Way, Millard South, 57.55
2004 Kaitlin Arntz, Millard West, 57.34
2003 Bailey Ingles, Millard West, 57.10
2002 Bailey Ingles, Millard West, 57.42

NSAA STATE GIRLS

SWIMMING/DIVING

PAST CHAMPIONS

2001 Melissa Fry, Millard South, 59.71
2000 Miranda Shald, Millard North, 56.34
1999 Miranda Shald, Millard North, 57.21
1998 Katie Eckholt, Omaha Marian, 58.23
1997 Miranda Shald, Millard North, 57.46
1996 Beth Williams, Omaha Westside, 57.86
1995 Beth Williams, Omaha Westside, 57.57
1994 Laura Sides, Omaha Burke, 58.29
1993 Laura Sides, Omaha Burke, 57.83
1992 Laura Sides, Omaha Burke, 58.05
1991 Katie Chapeau, Omaha Burke, 57.90
1990 Susie Geyer, Norfolk, 58.74
1989 Heather Welch, Millard South, 59.87
1988 Kathy Deibler, Millard South, 58.55
1987 Kathy Deibler, Millard South, 58.76
1986 Linda Peterson, Omaha Westside, 58.04
1985 Linda Peterson, Omaha Westside, 58.63
1984 Jenni Gabrielson, Millard North, 1:00.53
1983 Colleen Gaffney, Omaha Marian, 1:01.40
1982 Barb Molaskey, Lincoln Southeast, 58.01
1980-81 Kellie Keown, Omaha Burke, 58.22
1979 Barb Rutford, Lincoln East, 58.76
1978 Barb Rutford, Lincoln East, 59.67
1977 Barb Harris, Lincoln High, 57.27
1976 Kris Funk, Lincoln East, 1:00.82
1975 Barb Harris, Lincoln High, 58.13
1974 Melanie Jakob, Grand Island, 1:01.10
1973 Jeannie Burns, Omaha Marian, 29.20 (50)

INDIVIDUAL MEDLEY
2016 Dannie Dilsaver, Lincoln Southwest, 2:00.57
2015 Dannie Dilsaver, Lincoln Southwest, 2:03.00
2014 Dannie Dilsaver, Lincoln Southwest, 2:02.81
2013 Elizabeth Amato-Hanner, Omaha Westside, 2:06.69
2012 Alexis Altmaier, Lincoln East, 2:09.19
2011 Kyra Lindholm, Omaha Marian, 2:08.12
2010 Kyra Lindholm, Omaha Marian, 2:09.98
2009 Anna Kokensparger, Omaha Duchesne Academy, 2:05.83
2008 Anna Kokensparger, Omaha Duchesne Academy, 2:08.31
2007 Anna Kokensparger, Omaha Duchesne Academy, 2:09.74
2006 Karen Criss, Omaha Marian, 2:03.56
2005 Karen Criss, Omaha Marian, 2:04.07
2004 Karen Criss, Omaha Marian, 2:04.26
2003 Karen Criss, Omaha Marian, 2:04.82
2002 Bailey Ingles, Millard West, 2:08.47
2001 Bailey Ingles, Millard West, 2:08.10
2000 Sarah Dance, Lincoln Southeast, 2:04.80
1999 Sarah Dance, Lincoln Southeast, 2:07.41
1998 Heather Schwab, Lincoln East, 2:06.96
1997 Shandra Johnson, Omaha North, 2:03.64
1996 Jenny Patton, Omaha Westside, 2:10.05
1995 Irene Schneider, Omaha Westside, 2:08.22
1994 Shandra Johnson, Omaha North, 2:06.98
1993 BriAnna Wilkins, Lincoln Southeast, 2:07.05
1992 BriAnna Wilkins, Lincoln Southeast, 2:09.29
1991 Heather Welch, Millard South, 2:08.96
1990 Heather Welch, Millard South, 2:08.18
1989 Melissa Eberhart, Omaha Westside, 2:11.76
1988 Marnee Dietrich, Omaha Westside, 2:08.02
1987 Kathy Deibler, Millard South, 2:11.26
1986 Nealy Vicker, Omaha Westside, 2:09.49
1985 Nealy Vicker, Omaha Westside, 2:09.90
1984 Beth Corell, Omaha Burke, 2:16.80
1983 Robyn DeSmet, Omaha Westside, 2:10.16
1982 Barb Molaskey, Lincoln Southeast, 2:09.35
1980-81 Barb Molaskey, Lincoln Southeast, 2:10.91
1979 Darcy Ruane, Millard, 2:10.20
1978 Darcy Ruane, Millard, 2:10.98
1977 Julie Day, Papillion, 2:12.15
1976 Theresa Hazuka, Omaha Westside, 2:14.70
1975 Kris Funk, Lincoln East, 2:17:34
1974 Renee Magee, Bellevue 2:12.08 (200)
1973 Cory Schia, Millard, 1:04.77 (100)

200-YARD FREESTYLE RELAY
2016 Lincoln Southwest, 1:35.67
2015 Lincoln Southwest, 1:35.49
2014 Lincoln Southwest, 1:35.73
2013 Lincoln Southeast, 1:38.12
2012 Omaha Westside, 1:38.25
2011 Millard West, 1:36.63
2010 Millard West, 1:36.27
2009 Millard West, 1:35.61
2008 Millard West, 1:38.07
2007 Omaha Marian, 1:38.81
2006 Omaha Marian, 1:36.28
2005 Omaha Marian, 1:36.30
2004 Omaha Marian, 1:35.66
2003 Omaha Marian, 1:35.03
2002 Omaha Marian, 1:37.31
2001 Millard West, 1:38.57
2000 Omaha Marian, 1:37.89
1999 Lincoln East, 1:39.46
1998 Lincoln East, 1:39.00
1997 Omaha North, 1:40.06
1996 Omaha Westside, 1:40.88
1995 Omaha Westside, 1:40.74
1994 Omaha Burke, 1:41.72
1993 Omaha Burke, 1:39.25
1992 Millard North, 1:42.45
1991 Omaha Burke, 1:40.02
1973 Omaha Marian, 1:46.61

400-YARD FREESTYLE RELAY
2016 Lincoln Southwest, 3:25.16
2015 Lincoln Southwest, 3:31.33
2014 Lincoln Southwest, 3:32.84
2013 Millard West, 3:33.85
2012 Millard West, 3:36.58
2011 Millard West, 3:30.95
2010 Millard West, 3:31.82
2009 Millard West, 3:29.49
2008 Millard West, 3:32.74
2007 Omaha Duchesne Academy, 3:34.51
2006 Omaha Marian, 3:33.88
2005 Omaha Marian, 3:29.68
2004 Omaha Marian, 3:28.81
2003 Millard North, 3:38.71
2002 Omaha Marian, 3:33.53
2001 Omaha Marian, 3:32.43
2000 Millard West, 3:40.13
1999 Lincoln Southeast, 3:37.43
1998 Lincoln East, 3:38.24
1997 Omaha Westside, 3:38.82
1996 Omaha North, 3:39.76
1995 Omaha North, 3:40.14
1994 Omaha Burke, 3:39.76
1993 Omaha Burke, 3:36.28
1992 Omaha Burke, 3:39.08
1991 Omaha Burke, 3:41.99
1990 Omaha Burke, 3:43.14
1989 Omaha Burke, 3:41.79
1988 Millard North, 3:41.66
1987 Omaha Westside, 3:42.25
1986 Omaha Westside, 3:34.90
1985 Omaha Westside, 3:38.72
1984 Omaha Westside, 3:44.58
1983 Omaha Westside, 3:43.20
1982 Lincoln Southeast, 3:37.89
1980-81 Lincoln Southeast, 3:40.03
1979 Lincoln Southeast, 3:41.91
1978 Omaha Westside, 3:48.37
1977 Omaha Westside, 3:41.14
1976 Omaha Westside, 3:46.22
1975 Omaha Westside, 3:44.19
1974 Bellevue 3:46.17

MEDLEY RELAY
2016 Lincoln Southwest, 1:41.39
2015 Lincoln Southwest, 1:45.01
2014 Lincoln Southwest, 1:47.55
2013 Lincoln Southwest,1:46.99
2012 Millard North, 1:49.80
2011 Millard West, 1:47.69
2010 Millard West, 1:46.97
2009 Omaha Marian, 1:47.35
2008 Millard West, 1:48.12
2007 Millard West, 1:49.66
2006 Lincoln East, 1:50.06
2005 Omaha Marian, 1:47.76
2004 Millard North, 1:47.68
2003 Millard West, 1:46.35
2002 Millard North, 1:48.44
2001 Omaha Marian, 1:47.89
2000 Omaha Marian, 1:48.14
1999 Lincoln Southeast, 1:51.31
1998 Omaha North, 1:50.77
1997 Omaha North, 1:49.64
1996 Millard South, 1:51.68
1995 Omaha North, 1:49.06
1994 Omaha Burke, 1:51.96
1993 Omaha Westside, 1:51.70
1992 Omaha Burke, 1:51.02
1991 Omaha Burke, 1:51.20
1990 Omaha Burke, 1:50.64
1989 Omaha Burke, 1:51.18
1988 Omaha Westside, 1:50.24
1987 Omaha Burke, 1:52.99
1986 Omaha Westside, 1:50.97
1985 Omaha Westside, 1:52.28
1984 Millard North, 1:54.07
1983 Lincoln Southeast, 1:55.67
1982 Omaha Marian, 1:52.97
1980-81 Omaha Marian, 1:57.66
1979 Millard, 1:53.53
1978 Omaha Burke, 1:54.39
1977 Omaha Westside, 1:53.79
1976 Omaha Westside, 1:54.66
1975 Omaha Westside, 1:54.73
1974 Omaha Westside, 1:57.01
1973 Omaha Marian, 2:01.77

DIVING
2016 Jessica Warak, Bellevue West, 483.75
2015 Taylor Carter, Omaha Marian, 526
2014 Anna Howorth, Elkhorn/Elkhorn, 476
2013 Elizabeth Howorth, Elkhorn/Elkhorn South, 497.50
2012 Nicole Schwery, Lincoln Southwest, 452.60
2011 Lilly Hinrichs, Lincoln Southeast, 469.55
2010 Lilly Hinrichs, Lincoln Southeast, 450.90
2009 Lilly Hinrichs, Lincoln Southeast, 449.80
2008 Ashley Westcott, Omaha Burke, 391.95
2007 Kayla Torske, Lincoln Southeast, 450.00
2006 Kayla Torske, Lincoln Southeast, 429.65
2005 Kayla Torske, Lincoln Southeast, 404.30
2004 Maggie Rezac, Omaha Marian, 435.90
2003 Cassie Hansen, Lincoln Southeast, 409.70
2002 Cassie Hansen, Lincoln Southeast, 406.75
2001 Cassie Hansen, Lincoln Southeast, 405.25
2000 Jill Irwin, Millard North, 409.60
1999 Jill Irwin, Millard North, 409.55
1998 Kim Carder, Omaha Burke, 401.30
1997 Amanda Zins, Lincoln East, 457.45
1996 Amanda Zins, Lincoln East, 456.55
1995 Amanda Zins, Lincoln East, 453.85
1994 Jodi Janssen, Papillion-La Vista, 475.85
1993 Jodi Janssen, Papillion-La Vista, 427.25
1992 Jodi Janssen, Papillion-La Vista, 417.55
1991 Jodi Janssen, Papillion-La Vista, 400.40
1990 Kara Martin, Lincoln East, 369.75
1989 Kris Binder, Bellevue West, 365.95
1988 Lori Detweiler, Omaha Burke, 428.25
1987 Lori Detweiler, Omaha Burke, 446.55
1986 Becki Clark, Omaha Marian, 465.55
1985 Becki Clark, Omaha Marian, 404.70
1984 Kristin Luthans, Lincoln East, 425.15
1983 Kathy Young, Lincoln Southeast, 374.55
1982 Kathy Young, Lincoln Southeast, 408.25
1980-81 Shelly Wurdeman, Millard, 429.25
1979 Ann Stalnecker, Omaha Marian, 424.15
1978 Shelly Wurdeman, Millard, 372.40
1977 Carol Berger, Omaha Westside, 389.19
1976 Carol Berger, Omaha Westside, 408.06
1975 Carol Berger, Omaha Westside, 435.24
1974 Christi Wells, Lincoln East, 386.64
1973 Anne Gilmore, Omaha Westside, 376.70

TEAM CHAMPIONS & RUNNER-UP
2016 Lincoln Southwest, 455; Omaha Marian 367.5
2015 Omaha Marian, 357; Lincoln Southwest, 356.5
2014 Lincoln Southwest, 330; Omaha Marian 207.5
2013 Millard West, 267; Lincoln Southwest, 222
2012 Omaha Westside, 195; Millard West, 178
2011 Millard West, 240; Omaha Marian, 145
2010 Millard West, 286; Omaha Marian, 226
2009 Millard West, 293; Omaha Marian, 239
2008 Millard West, 298; Omaha Marian, 213
2007 Omaha Marian, 220; Omaha Duchesne, 207
2006 Omaha Marian, 274; Omaha Westside, 158
2005 Omaha Marian, 328; Lincoln Southeast, 177
2004 Omaha Marian, 306; Millard North, 202
2003 Omaha Marian, 269; Millard West, 196
2002 Omaha Marian, 263; Millard West, 201
2001 Omaha Marian, 282; Millard West, 200
2000 Omaha Marian, 307.5; Lincoln Southeast, 176
1999 Lincoln Southeast, 271; Omaha Marian, 216
1998 Omaha Marian, 200.5; Lincoln East, 152
1997 Omaha North, 200; Omaha Westside, 152
1996 Omaha Westside, 246; Millard South, 155.5
1995 Omaha Westside, 236; Omaha North, 185
1994 Omaha Burke, 219; Omaha Westside, 182.5
1993 Lincoln East, 184; Omaha Burke, 181
1992 Omaha Burke, 256; Millard North, 201
1991 Omaha Burke, 304; Omaha Westside, 180
1990 Omaha Burke, 234; Omaha Westside, 173.5
1989 Omaha Burke, 262; Omaha Westside, 210
1988 Omaha Westside, 216; Omaha Burke, 211
1987 Omaha Westside, 223; Omaha Burke, 164
1986 Omaha Westside, 284; Millard North, 142
1985 Omaha Westside, 267; Lincoln Southeast, 150
1984 Omaha Westside, 197; Millard North, 188
1983 Lincoln Southeast, 185; Omaha Westside, 164
1982 tie Omaha Marian & Lincoln Southeast, 186
1980-81 Omaha Marian, 212; Lincoln Southeast, 168
1979 Omaha Westside, 198; Lincoln Southeast, 192
1978 Omaha Westside, 192; Millard 148
1977 Omaha Westside, 280; Lincoln East, 140
1976 Omaha Westside, 297; Lincoln East, 149
1975 Omaha Westside, 301; Bellevue, 218
1974 Bellevue, 246; Omaha Westside, 198
1973 Omaha Marian, 186; Omaha Westside, 183

STAY UP-TO-DATE ON ALL OF THE NSAA ACTION!

facebook.com/nsaahome @nsaahome @nsaahome @nsaaevents Nebraska School Activities Association

www.nsaahome.org

Always there
to help brighten Nebraska's playing fields.

Contests of skill, strength and courage don't stop for summer sunsets. Or when we take our games inside to escape winter's cold winds. As lights keep shining in the Husker state, it's our promise to always be there when you need us. Illuminating lives.

Proud to support Nebraska's student-athletes.

nppd.com
877-275-6773 (ASK-NPPD)

Nebraska Public Power District
Always there when you need us

Together with your local public power utility.

TEAM FINALISTS AND/OR SCORING CHART - BOYS AND GIRLS

SCORING	1ST	2ND	3RD	4TH	5TH	6TH	7TH	8TH	9TH	10TH	11TH	12TH	13TH	14TH	15TH	16TH	
RELAYS	40	34	32	30	28	26	24	22	18	14	12	10	8	6	4	2	
INDIVIDUAL	20	17	16	15	14	13	12	11	9	7	6	5	4	3	2	1	TEAM
SCHOOL	MED	200	200	50		100	100	500	200	100	100	400					TOTAL
	RELAY	FREE	IM	FREE	DIVING	FLY	FREE	FREE	RELAY	BACK	BRST	RELAY					
Beatrice																	
Bellevue East																	
Bellevue West																	
Brownell-Concordia-Mercy-Roncalli																	
Burke																	
Columbus																	
Creighton Prep																	
Duchesne																	
Elkhorn-Elkhorn South																	
Fremont																	
Grand Island																	
Gretna																	
Hastings																	
Kearney																	
Lincoln East																	
Lincoln High																	
Lincoln North Star																	
Lincoln Northeast																	
Lincoln Southeast																	
Lincoln Southwest																	
Marian																	
McCook																	
Millard North																	
Millard South																	
Millard West																	
Norfolk																	
North Platte																	
Omaha Central																	
Omaha North																	
Pius X																	
PLV-PLVS																	
Ralston-Gross Catholic																	
Scottsbluff-Gering																	
Skutt Catholic-Mt. Michael																	
South Sioux City																	
Westside																	