"NSAA activities...the other half of education."

# FOOTBALL

## NSAA STATE CHAMPIONSHIPS

**NOV. 22, 2019** / D6 • KEARNEY & **NOV. 25-26, 2019** / A | B | C1 | C2 | D1 | D2 • LINCOLN $4

Dear Friends:

Welcome to another competition of Nebraska's state championship games!

Congratulations to the students who have qualified for this year's championship. You should all be proud of the hard work and determination that have propelled you to this point.

Your achievement as a championship competitor has been made possible by the support you've received along the way. Be sure to thank everyone who has helped you get here. I want to extend my personal gratitude to coaches, parents, and guardians who have invested in our talented young Nebraskans.

Extracurricular activities like these give students the skills and abilities to ensure success long after they finish school. There are few better settings to develop character than in extracurricular contests. These competitions encourage our students to dream big, persevere, and work as a team.

Win or lose, I hope that this competition provides you with friendships and memories that are lifelong. Best wishes for a safe and successful competition!

Sincerely,

Pete Ricketts
Governor

---

"High school activities, the other half of education!"

Congratulations to the student participants, their parents, and the schools they represent on qualifying for the NSAA state championship activities. We welcome you and applaud your hard work and dedication. The time, effort, and commitment you have put into your activity has paid off and you should be very proud of this accomplishment.

The Nebraska School Activities Association is proud of the educational based activities that we provide to our schools for our students. Our mission is to promote the high ideals of citizenship, fair competition, sportsmanship, and teamwork in an effort to complement our member schools' curricular programs.

Perhaps cliché, but definitely true, today's students are tomorrow's leaders. Events like our championships help to form these leaders by instilling values and leadership qualities while rounding out their educational experiences.

None of this would be possible without the incredible dedication and commitment of the many outstanding teachers, coaches, and administrators throughout Nebraska. These educators, together with strong support from parents, patrons, and fans like you, provide our children a solid foundation for their future success.

Once again, congratulations, and good luck!

Jay Bellar
NSAA Executive Director

*"**NSAA** activities...the other half of education."*

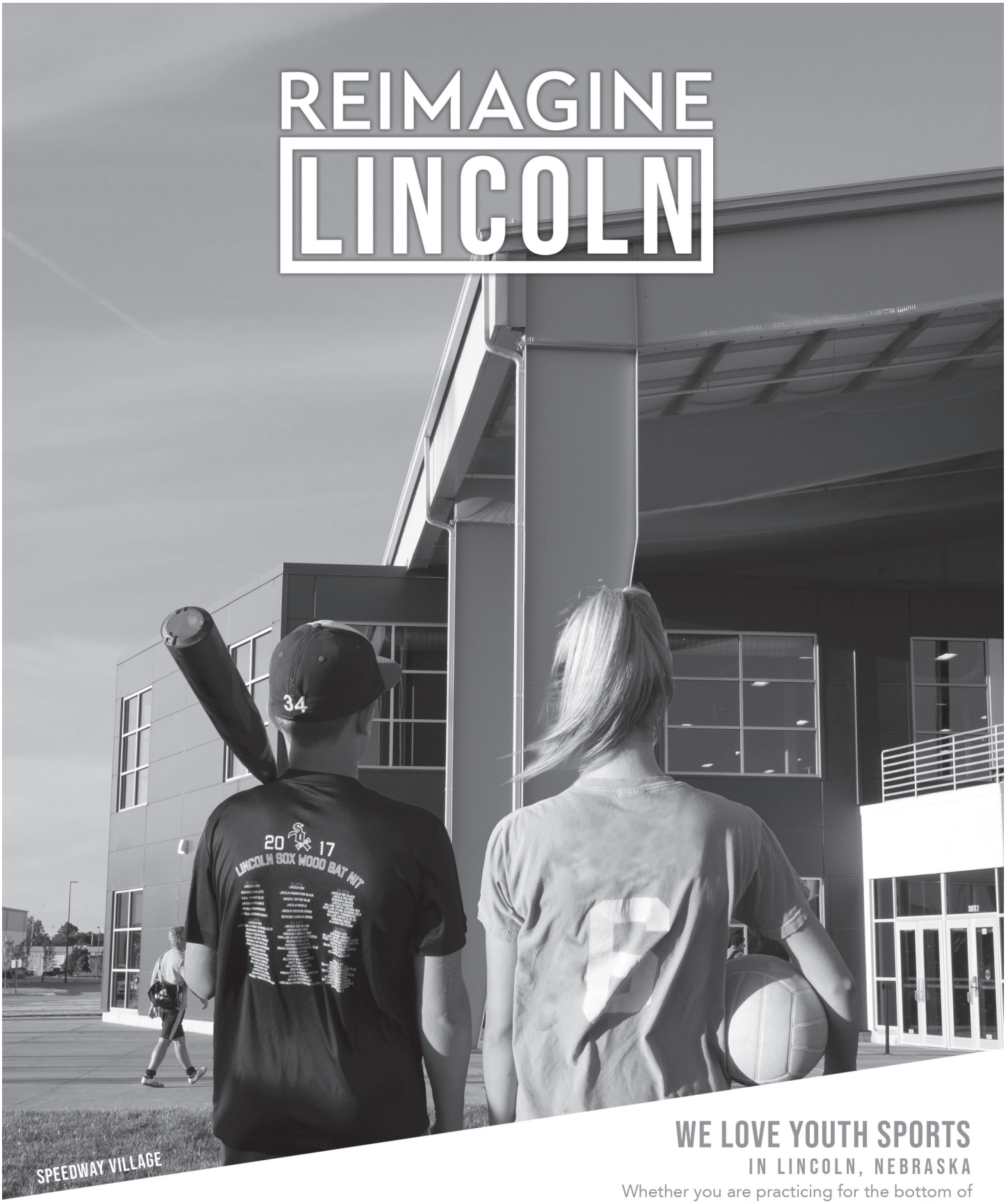


WE LOVE YOUTH SPORTS
IN LINCOLN, NEBRASKA

Whether you are practicing for the bottom of the ninth bases loaded or digging one for set point. We have the perfect venues for sports of all kinds. Our new premier multi-sports facility, Speedway Village, is a game changer for your league or special event.

LINCOLN CONVENTION AND VISITORS BUREAU

LINCOLN.ORG/NSAA

# FOOTBALL

## NSAA STATE CHAMPIONSHIPS
## NOVEMBER 22, 25-26, 2019
D6 • KEARNEY
A | B | C1 | C2 | D1 | D2 • LINCOLN

### Friday, November 22
Cope Stadium – Kearney
7:00 p.m. – Class D6

### Monday, November 25
Memorial Stadium – Lincoln
10:15 a.m. – Class D1
2:45 p.m. – Class D2
7:15 p.m. – Class B

### Tuesday, November 26
Memorial Stadium – Lincoln
10:15 a.m. – Class C1
2:45 p.m. – Class C2
7:15 p.m. – Class A

**Admittance**
No one may leave and return on the same ticket. Tickets are $7 for adults and $5 for students - age 5 through high school.

**Championship Director**
Nate Neuhaus, NSAA Assistant Director

**NSAA Executive Director**
Jay Bellar

**Media Coordinator**
Jeff Stauss, NSAA Assistant Director

**Cope Stadium Director**
Mannie Reinsch

**Memorial Stadium Directors**
Matt Davidson
Derek Bond
Tim Henrichs

**Field Managers**
Nate Lewis
T. J. Rexilius
John Farrand
Jack Guggenmos
Clayton Heath
Mike Rasmussen
Mark Armstrong
Jack Tarr
Pat Gatzemeyer
Dave Cunningham
Reed Stephenson
Stan Erks

**Athletic Trainers**
Andrew Sheridan
Mike Sloup
Rob Marshall
Melisa Bulin
Aaron Madsen
Jayson Bruggemann
Jordan Stithem
John Carda
Jordan Bart
Drew Erks
Kurt Behrhorst
Justin Rethorst

**Announcers**
Brandon Benitz
Heath Kramer
Steve Lemon
Rich Brodersen

**Physicians**
Dennis Connolly, MD
Nolan May, MD

**National Anthem Singers**
The Oakland-Craig High School Octet
The Omaha Central High School Octet
The Holdrege High School Sextet
The Sidney High School Octet
The Orchard High School Trio
The Crofton High School Octet
The Adams Central High School Octet

**Cover photos**
Callam Sports Photography

**Officials**
Joston Wassom
Ron Winslow
Greg Jarchow
Carl Einspahr
Justin Goranson
Mark Willats
Craig Erdman
Tyler Marshall
Spencer Blomenkamp
Cody Barge
Bryan Daum
Jeff Keagle
Chris Barry
Brian Chapman
Nate Hahne
Steve Nelson
Kevin Caverzagie
Brian Duhacek
Justin Denning
Cam Smith
Jeff Moore
Justin Leisy
Arlan Paxton
Bob Lantis
Spencer Shifflet
Arld Johnson
Mike Bartek
Tim Arndt
Robert Brown
Mike McCann
Matt Powell
Bill McGuire
Mike Edwards
John Dostal
Gary Freeman

**Replay Officials**
Kevin Mar
Mark Wieting
Randy Schnackenberg
John Jankowski

Relive all of the exciting action from the

# 2019 NSAA STATE FOOTBALL FINALS

with your own DVD copy !

$19.95 PLUS TAX, SHIPPING & HANDLING

call 1-800-868-1868
visit netNebraska.org

# Class A

NSAA Football Bracket

**Quarterfinals • Nov. 8**

**Millard West** (10-0) 35
vs.
**Elkhorn South** (7-3) 14

**Bellevue West** (10-0) 48
vs.
**Omaha Burke** (9-1) 0

**Millard South** (9-1) 34
vs.
**Grand Island** (9-1) 24

**Omaha Westside** (8-2) 35
vs.
**Lincoln Southeast** (9-1) 0

**Semifinals Nov. 15**

**Millard West** (11-0) 30
vs.
**Bellevue West** (11-0) 37

**Semifinals Nov. 15**

**Millard South** (10-1) 14
vs.
**Omaha Westside** (9-2) 31

**CHAMPIONSHIP GAME**
Memorial Stadium
Tuesday • Nov. 26 • 7:15 p.m.

**Bellevue West** (12-0)
vs.
**Omaha Westside** (10-2)

**First Round, November 1**
Millard West 34, Lincoln Pius X 0
Elkhorn South 23, Kearney 7
Omaha Burke 31, Millard North 5
Bellevue West 42, Lincoln East 0
Millard South 42, Papillion-La Vista South 21
Grand Island 35, Lincoln Southwest 14
Omaha Westside 49, Creighton Preparatory School 13
Lincoln Southeast 35, Omaha North 10

# Class B

NSAA Football Bracket

**Quarterfinals • Nov. 8**

**Scottsbluff** (10-0) 49
vs.
**Norris** (7-3) 28

**Omaha Roncalli Catholic** (8-2) 41
vs.
**Northwest** (9-1) 17

**Waverly** (9-1) 48
vs.
**Hastings** (8-2) 14

**Omaha Skutt Catholic** (10-0) 41
vs.
**Bennington** (7-3) 14

**Semifinals Nov. 15**

**Scottsbluff** (11-0) 63
vs.
**Omaha Roncalli Catholic** (9-2) 56

**Semifinals Nov. 15**

**Waverly** (10-1) 10
vs.
**Omaha Skutt Catholic** (11-0) 27

**CHAMPIONSHIP GAME**
Memorial Stadium
Monday • Nov. 25 • 7:15 p.m.

**Scottsbluff** (12-0)
vs.
**Omaha Skutt Catholic** (12-0)

**First Round, November 1**
Scottsbluff 48, Alliance 6
Norris 38, Mount Michael Benedictine 10
Omaha Roncalli Catholic 56, Plattsmouth 28
Northwest 34, Lexington 3
Waverly 49, Gross Catholic 20
Hastings 42, McCook 7
Bennington 47, Seward 35
Omaha Skutt Catholic 28, Blair 3

# BELLEVUE WEST Thunderbirds | Purple/Gold/White | 12-0



## TEAM INFORMATION

**Superintendent:** Jeff Rippe
**Principal:** Kevin Rohlfs
**Athletic Director:** Jon Mauro
**NSAA Team Enrollment:**636
**Conference:** Metro
**Head Coach:** Michael Huffman
**Assistant Coaches:** Mike Pokorski, Trae Bradburn, Adam Heuertz, Ron Pavlik, Brent Litz, Wade McVey, Bundy Anderson, Chase Reis, Joe Garry, Jack Oholendt, Jack Kalina, Luke Procoppio, Rob Klug, Jerry Schumacher, Kenny Staskiewicz, Jake Perez, Mike Keller, Kyle Hanson
**Playoff Appearances:** 21
**Most Recent Playoff Appearance:** 2018
**State Champion:** A/2016

## 2019 SCHEDULE

| Opponent | W/L | Score |
|---|---|---|
| Lincoln High | W | 63-6 |
| Bellevue East | W | 63-0 |
| Papillion-La Vista South | W | 51-3 |
| Elkhorn South | W | 36-13 |
| Lincoln Pius X | W | 42-0 |
| Norfolk | W | 56-7 |
| Omaha South | W | 63-0 |
| Omaha North | W | 57-6 |
| Omaha Central | W | 69-0 |
| Lincoln East | W | 42-0 |
| Omaha Burke | W | 48-0 |
| Millard West | W | 37-30 |

## 2019 ROSTER

| No. | Name | GR | POS Off/Def | HT | WT |
|---|---|---|---|---|---|
| 2 | William Kieser | 10 | WR/DB | 5'11" | 155 |
| 3 | Kaden Helms | 10 | WR/~ | 6'4" | 185 |
| 5 | Nate Sullivan | 12 | WR/~ | 6'2" | 180 |
| 6 | Keagan Johnson | 11 | WR/DB | 6''' | 180 |
| 7 | Trey Hepburn | 12 | ~/DB | 5'11" | 175 |
| 8 | Jevyon Ducker | 12 | RB/~ | 5'10" | 190 |
| 9 | Giovonni Contreras | 9 | RB/~ | 5'9" | 165 |
| 10 | Hunter Brown | 10 | QB/~ | 6'2" | 205 |
| 11 | Nick Chanez | 10 | QB/~ | 6''' | 175 |
| 12 | Riley Sine | 9 | QB/~ | 5'11" | 160 |
| 13 | Evan Cleveland | 12 | QB/~ | 6'2" | 200 |
| 14 | Jacob Witkop | 10 | ~/DB | 5'11" | 160 |
| 15 | Zavier Betts | 12 | WR/~ | 6'3" | 195 |
| 16 | Devin Mills | 12 | ~/DB | 6'2" | 175 |
| 17 | Tye Stuck | 10 | ~/LB | 5'9" | 185 |
| 18 | Nate Glantz | 12 | QB/~ | 6'1" | 185 |
| 19 | Jack McDonnell | 11 | ~/LB | 5'10" | 175 |
| 20 | Preston Ames | 10 | ~/DB | 6''' | 170 |
| 21 | Cruz Jurado | 12 | ~/DB | 5'8" | 155 |
| 22 | Jerome Houston | 12 | ~/DB | 5'11" | 150 |
| 23 | Jayshaun Smith | 9 | WR/~ | 5'8" | 145 |
| 24 | Zack Busse | 12 | ~/DB | 5'10" | 150 |
| 26 | Ryan Rogers | 11 | ~/LB | 6''' | 205 |
| 27 | Seth Gage | 11 | WR/~ | 5'11" | 160 |
| 28 | Jaelin Avant | 10 | ~/DB | 5'9" | 150 |
| 29 | Jackson Frill | 9 | ~/DB | 5'8" | 145 |
| 30 | Jayden Roberts | 10 | ~/LB | 5'9" | 215 |
| 31 | Kier Kier | 11 | ~/LB | 6'3" | 195 |
| 32 | Maro Smith | 10 | ~/LB | 6''' | 170 |
| 33 | Wyatt Cooper | 12 | RB/~ | 5'8" | 185 |
| 34 | Kameron House | 12 | ~/LB | 5'10" | 180 |
| 35 | Austin Woodard | 10 | ~/LB | 5'10" | 190 |
| 36 | Anthony Garcia | 12 | ~/LB | 5'8" | 175 |
| 37 | Lesley Richardson | 10 | RB/~ | 6''' | 210 |
| 38 | Keenan Torres | 12 | ~/DE | 6''' | 185 |
| 39 | Jarrett McQueen | 10 | ~/LB | 5'9" | 175 |
| 41 | CJ Lilienkamp | 11 | ~/DB | 6''' | 175 |
| 42 | Anthony Gianelli | 10 | ~/LB | 5'8" | 175 |
| 43 | Ethan Remmen | 10 | ~/DB | 5'8" | 140 |
| 44 | Dylan Foutch | 12 | ~/LB | 5'9" | 180 |
| 48 | Gabriel Champion | 10 | ~/DB | 6'1" | 160 |
| 50 | Cole Arnold | 11 | ~/DE | 5'10" | 225 |
| 51 | Benjamin Hazel | 10 | OG/~ | 5'8" | 240 |
| 52 | Brett Ginter | 10 | ~/DE | 6''' | 200 |
| 53 | Kaiden Blobaum | 11 | C/~ | 5'8" | 210 |
| 55 | Henry Rickels | 10 | OT/~ | 6'3" | 235 |
| 56 | Kaiden Metz | 11 | OG/~ | 5'10" | 215 |
| 58 | Caden Camese | 10 | ~/DE | 6'1" | 275 |
| 59 | Kellen Steuben Allen | 9 | OT/~ | 6'1" | 230 |
| 60 | Jacob Stephenson | 10 | ~/DE | 5'10" | 180 |
| 61 | Jayden Kunzman | 11 | ~/DT | 6'1" | 220 |
| 62 | Kekoa Chai | 11 | OG/~ | 5'11" | 280 |
| 64 | Dominick Mertz | 11 | OG/~ | 5'10" | 225 |
| 67 | Logan Glasgo | 10 | OT/~ | 6'1" | 180 |
| 68 | Adam Johnson | 11 | ~/DE | 6'1" | 200 |
| 69 | Gary Cullen | 10 | ~/DE | 5'9" | 150 |
| 70 | Thomas Ault | 12 | OT/~ | 6'5" | 280 |
| 72 | Caden Lind | 12 | OG/~ | 6'2" | 240 |
| 73 | Kameron Kodat | 12 | C/~ | 5'10" | 285 |
| 74 | TJ Griffin | 12 | ~/DT | 6'2" | 320 |
| 76 | Jakob Wedel | 11 | ~/DT | 6'1" | 270 |
| 77 | David Waller | 9 | OG/~ | 6''' | 280 |
| 78 | Tyler Chaney | 12 | ~/NT | 6''' | 350 |
| 80 | Richard Carper | 10 | WR/~ | 5'9" | 155 |
| 85 | Jeremiah Warren | 10 | TE/~ | 5'8" | 200 |
| 88 | Micah Riley | 10 | WR/~ | 6'4" | 200 |
| 89 | Chase Anderson | 12 | K/~ | 6'1" | 150 |
| 98 | Matthew Thompson | 12 | ~/DE | 6''' | 210 |
| 99 | David Shannon | 12 | ~/DT | 6''' | 295 |

# OMAHA WESTSIDE Warriors | Red/Black | 10-2



## TEAM INFORMATION

**Superintendent:** Mike Lucas
**Principal:** Jay Opperman
**Athletic Director:** Tom Kerkman
**NSAA Team Enrollment:**751
**Conference:** Metro
**Head Coach:** Brett Froendt
**Assistant Coaches:** Justin Haberman, Craig Secora, Brad Metzler, Andy Miller, Mike Jernigan, Brett Williams, Jack Sortino, Tyler Zahn, Garet Moravec, Tyler Wrice, Otis Seals, Beau Schwenka, Andrew Mantzaris, Brody Schmaderer, Dan Ripa
**Playoff Appearances:** 35
**Most Recent Playoff Appearance:** 2018
**State Champion:** A/1981, A/1982
**Runner-up:** A/1975, A/1979, A/2006, A/2013

## 2019 SCHEDULE

| Opponent | W/L | Score |
|---|---|---|
| Bellevue East | W | 35-0 |
| Papillion-La Vista | W | 48-14 |
| Lincoln Southeast | L | 17-22 |
| Gretna | W | 41-0 |
| Creighton Preparatory School | W | 49-21 |
| Omaha Northwest | W | 77-6 |
| Elkhorn South | W | 38-7 |
| Columbus | W | 50-0 |
| Millard South | L | 26-41 |
| Creighton Preparatory School | W | 49-13 |
| Lincoln Southeast | W | 35-0 |
| Millard South | W | 31-14 |

## 2019 ROSTER

| No. | Name | GR | POS Off/Def | HT | WT |
|---|---|---|---|---|---|
| 1 | Caleb Carter | 12 | WR/LB | 5'7" | 170 |
| 2 | Jackson Rall | 12 | WR/DB | 5'9" | 145 |
| 3 | Grant Guyett | 10 | WR/DB | 6'1" | 175 |
| 5 | Cedrian Haywood | 11 | WR/DB | 5'10" | 150 |
| 6 | Sean Sindt | 12 | WR/LB | 5'10" | 165 |
| 8 | Travis Ingram | 11 | QB/DE | 6'2" | 190 |
| 9 | Cole Payton | 11 | QB/~ | 6'2" | 205 |
| 10 | Ben Radicia | 11 | FB/LB | 5'10" | 200 |
| 11 | Jake Holmstrom | 12 | WR/LB | 6'0" | 190 |
| 12 | Payson Gillespie | 10 | QB/DB | 6'0" | 160 |
| 13 | Raoul Kolani | 11 | RB/LB | 5'10" | 180 |
| 14 | Kolby Brown | 10 | QB/~ | 6'0" | 150 |
| 15 | Grant Tagge | 12 | WR/DB | 6'2" | 195 |
| 16 | Aidan Jackson | 11 | P/K | 5'10" | 170 |
| 17 | Trevor Barajas | 12 | TE/LB | 6'0" | 200 |
| 18 | Anthony White | 11 | WR/DB | 5'11" | 160 |
| 19 | Carter Hogan | 10 | WR/LB | 5'10" | 175 |
| 20 | Jacob Vincentini | 12 | RB/LB | 5'9" | 170 |
| 22 | Cole Haberman | 10 | FB/LB | 5'11" | 185 |
| 23 | Dominic Rezac | 10 | RB/DB | 6'0" | 165 |
| 24 | Jack Wimmer | 10 | WR/DB | 6'0" | 175 |
| 25 | Koby Bretz | 11 | WR/DB | 6'2" | 185 |
| 28 | Avante Dickerson | 11 | RB/DB | 5'11" | 165 |
| 30 | Jordan Mayberry | 11 | WR/DB | 5'7" | 140 |
| 32 | Darian Sokpa | 12 | RB/DB | 5'7" | 135 |
| 33 | Jackson Bush | 12 | P/K | 5'9" | 170 |
| 34 | Bodie Harrell | 12 | RB/DB | 6'1" | 165 |
| 36 | Will Hurtado | 11 | FB/LB | 6'0" | 210 |
| 41 | Cade Reeser | 10 | TE/LB | 6'1" | 180 |
| 42 | Spencer Schneiderman | 12 | FB/LB | 5'9" | 170 |
| 45 | Simon Stover | 11 | TE/LB | 6'1" | 215 |
| 48 | Brett Thorell | 11 | FB/LB | 6'0" | 175 |
| 49 | Thomas Connelly | 10 | RB/LB | 5'11" | 160 |
| 51 | Cade Haberman | 11 | OL/DG | 6'3" | 260 |
| 52 | Jackson McMillen | 12 | OT/NT | 6'3" | 260 |
| 53 | Miles O'Brien | 10 | OG/DT | 6'0" | 210 |
| 55 | Kyle Hatcher | 11 | OG/DG | 5'10" | 210 |
| 56 | Bo Lucas | 11 | C/DT | 6'1" | 225 |
| 58 | Ryan Zatechka | 10 | OG/NT | 5'11" | 232 |
| 59 | Nathaniel Nowel | 12 | OG/DG | 6'5" | 260 |
| 60 | Thomas Mann | 11 | OT/DG | 5'11" | 188 |
| 62 | Matthew Trimble | 11 | OT/DG | 6'2" | 250 |
| 63 | Jack Swanson | 12 | OT/DT | 5'10" | 220 |
| 65 | Jackson James | 10 | OG/DG | 6'0" | 220 |
| 66 | Mason Thomas | 11 | OG/DG | 6'1" | 225 |
| 69 | Quincy Hogan | 11 | OT/DG | 6'0" | 222 |
| 71 | Jackson Yeager | 10 | OG/DG | 6'0" | 230 |
| 72 | Adam Miller | 11 | OG/DG | 6'2" | 315 |
| 75 | Jeremiah Kim | 12 | OT/DT | 5'11" | 223 |
| 76 | Cade Preister | 10 | C/DG | 5'10" | 215 |
| 78 | Ashton Travis | 12 | OG/NT | 6'6" | 290 |
| 80 | Kyle Vincentini | 10 | RB/LB | 5'7" | 140 |
| 81 | Kadyn Van Hill | 11 | TE/DB | 6'2" | 180 |
| 84 | Cal Weidemann | 12 | WR/DB | 6'1" | 185 |
| 86 | Taylor Bruber | 11 | TE/DE | 5'11" | 190 |
| 87 | Joseph Estee | 11 | WR/DB | 5'10" | 145 |
| 88 | Parker Kotas | 11 | WR/DB | 6'0" | 170 |

# SCOTTSBLUFF Bearcats | Red/White | 12-0



## TEAM INFORMATION

**Superintendent:** Rick Myles
**Principal:** Mike Halley
**Athletic Director:** Dave Hoxworth
**NSAA Team Enrollment:**384
**Conferences:** Greater Nebraska/Western
**Head Coach:** Judson Hall
**Assistant Coaches:** Derek Deaver, Jacob McLain, Ben Treffer, Jeremiah Luber, Trey Allison, Nick Goranson, Chris Urwiller, Joe Benson
**Playoff Appearances:** 20
**Most Recent Playoff Appearance:** 2018
**Runner-up:** B/1999, B/2000, B/2018

## 2019 SCHEDULE

| Opponent | W/L | Score |
|---|---|---|
| North Platte | W | 42-21 |
| Hastings | W | 47-12 |
| Northwest | W | 18-13 |
| Sterling, CO | W | 36-13 |
| Gering | W | 42-7 |
| Sidney | W | 59-0 |
| Lexington | W | 64-14 |
| Alliance | W | 51-10 |
| McCook | W | 21-14 |
| Alliance | W | 48-6 |
| Norris | W | 49-28 |
| Omaha Roncalli Catholic | W | 63-56 |

## 2019 ROSTER

| No. | Name | GR | POS Off/Def | HT | WT |
|---|---|---|---|---|---|
| 1 | Spencer Schaff | 12 | TE/DB | 6'3" | 190 |
| 2 | Caleb Walker | 12 | RB/DG | 5'10" | 190 |
| 3 | Jasiya DeOllos | 12 | RB/LB | 6'0" | 205 |
| 4 | Sabastian Harsh | 12 | QB/LB | 6'3" | 225 |
| 5 | Jackson Ostdiek | 10 | QB/DB | 5'10" | 150 |
| 6 | Alexander Galindo Longoria | 11 | RB/DB | 5'7" | 145 |
| 8 | Brandon Bowles | 10 | RB/DB | 6'0" | 165 |
| 10 | Brett Hill | 11 | QB/DB | 5'11" | 160 |
| 11 | Jerod Balthazor | 11 | RB/DB | 5'8" | 185 |
| 12 | Jacob Krul | 12 | RB/DB | 5'9" | 190 |
| 14 | James Bruner | 11 | TE/DB | 6'3" | 155 |
| 16 | Kadin Shoemaker | 11 | TE/DB | 5'11" | 160 |
| 17 | Ransen Wilkins | 10 | RB/DB | 5'8" | 140 |
| 18 | Andy Pham | 12 | TE/DB | 6'0" | 180 |
| 20 | Preston Anderson | 10 | RB/DB | 5'10" | 170 |
| 21 | Ethan Holley | 12 | FB/LB | 5'9" | 185 |
| 22 | Tyler Harre | 10 | QB/LB | 6'1" | 175 |
| 23 | Tyrone Shanks | 10 | RB/LB | 5'9" | 150 |
| 26 | Calvin Fleming | 12 | RB/DB | 6'0" | 140 |
| 28 | Jakob Houchin | 10 | TE/LB | 5'10" | 150 |
| 29 | Jose Varela Sanchez | 10 | FB/LB | 5'10" | 175 |
| 30 | Jack Darnell | 12 | TE/LB | 6'0" | 185 |
| 32 | Evan Heggem | 11 | FB/LB | 6'2" | 215 |
| 33 | Luke Rohrer | 12 | RB/LB | 6'0" | 170 |
| 35 | Gavin Dunkel | 10 | FB/LB | 5'9" | 195 |
| 36 | Isaiha Kearney | 10 | RB/DB | 5'6" | 155 |
| 38 | Kobey Carrizales | 11 | TE/DB | 5'11" | 150 |
| 39 | Trevor Schwartz | 10 | TE/DE | 6'3" | 190 |
| 48 | Jayden Gardner | 10 | TE/LB | 6'1" | 175 |
| 50 | Terrance Mokeac | 12 | OG/DE | 5'11" | 235 |
| 51 | Saul Medina | 10 | OG/NT | 5'6" | 210 |
| 53 | Ian Gribble | 10 | OT/LB | 6'0" | 195 |
| 55 | Samuel Clarkson | 12 | OT/DE | 6'6" | 270 |
| 56 | Chance Symons | 10 | OG/DE | 6'1" | 215 |
| 58 | Creighton Dike | 12 | OG/LB | 5'11" | 205 |
| 60 | Raymond Palmer | 12 | OT/NT | 5'11" | 275 |
| 64 | Deiondre Lopez | 10 | C/NT | 5'6" | 200 |
| 65 | Kyler Kautz | 12 | OG/LB | 6'0" | 230 |
| 66 | Izaiah Torrez | 10 | C/NT | 5'10" | 235 |
| 68 | Trayton Travnicek | 12 | OT/NT | 6'0" | 275 |
| 70 | Andon Pittman | 10 | OT/DE | 6'0" | 195 |
| 71 | Tyler Smith | 11 | C/DE | 5'11" | 205 |
| 72 | Joseph McCloud | 12 | OT/NT | 5'11" | 270 |
| 73 | Nicholas Maag | 11 | OT/DE | 6'5" | 225 |
| 74 | Ethan Smith | 11 | OT/NT | 5'10" | 275 |
| 75 | Jaxson Eskam | 11 | OG/DE | 5'9" | 170 |
| 76 | Kellen Hayes | 10 | OT/DE | 6'1" | 250 |
| 77 | Tony Mokeac | 11 | OT/NT | 6'4" | 265 |
| 78 | Nicandro Sierra Torres | 11 | OT/LB | 6'1" | 170 |
| 79 | Dominique Snover | 10 | OG/NT | 5'10" | 215 |
| 80 | Karsen Leonard | 10 | TE/DB | 5'10" | 145 |
| 81 | Kristian Arnold | 10 | TE/LB | 5'10" | 160 |
| 83 | Jonathan Torres Cardiel | 10 | RB/LB | 5'8" | 160 |
| 88 | Aaron Price | 10 | RB/DB | 5'7" | 120 |
| 89 | Maison Kinsey | 10 | TE/DG | 6'0" | 155 |

# OMAHA SKUTT CATHOLIC SkyHawks | Kelly Green/Black/Silver | 12-0



## TEAM INFORMATION

**Superintendent:** Jeremy Moore
**Principal:** Rob Meyers
**Athletic Director:** Donn Kasner
**NSAA Team Enrollment:**293
**Conference:** River Cities
**Head Coach:** Matt Turman
**Assistant Coaches:** John Dooley, Nick Danze, Tim Lackovic, Seth Turman, Brant Loewe, Paul Stuart, Matt Vrzal, Shane Miller, Kirayle Jones, Dan Kracl, Kevin Schumacher, Pat Haney, Will Pope, Joe Devlin
**Playoff Appearances:** 19
**Most Recent Playoff Appearance:** 2018
**State Champion:** B/2005, B/2013, B/2014, B/2018
**Runner-up:** B/2009, B/2016, B/2017

## 2019 SCHEDULE

| Opponent | W/L | Score |
|---|---|---|
| Bennington | W | 49-28 |
| Omaha Roncalli Catholic | W | 42-34 |
| Blair | W | 35-13 |
| York | W | 28-7 |
| Plattsmouth | W | 34-0 |
| Ralston | W | 42-7 |
| Waverly | W | 28-21 |
| Gross Catholic | W | 47-6 |
| Norris | W | 34-0 |
| Blair | W | 28-3 |
| Bennington | W | 41-14 |
| Waverly | W | 27-10 |

## 2019 ROSTER

| No. | Name | GR | POS Off/Def | HT | WT |
|---|---|---|---|---|---|
| 0 | Wyatt Archer | 9 | QB/S | 5'9" | 160 |
| 0 | Ben Teal | 9 | QB/CB | 5'10" | 140 |
| 0 | Cooper Weidenbach | 9 | FB/LB | 5'9" | 160 |
| 0 | Brady Stodola | 9 | WR/CB | 5'7" | 135 |
| 0 | Vincent Girard | 9 | FB/LB | 5'9" | 155 |
| 0 | Nick Leu | 9 | FB/LB | 5'6" | 150 |
| 0 | Logan Abels | 9 | WR/LB | 5'8" | 140 |
| 0 | Luke Haney | 9 | TE/LB | 5'7" | 135 |
| 0 | Charlie Wear | 9 | OL/DE | 5'9" | 160 |
| 0 | Bo Ott | 9 | OL/LB | 5'8" | 150 |
| 0 | Kale Wiepen | 9 | OL/DT | 5'10" | 210 |
| 0 | Abram Hirschfeld | 9 | OL/DE | 6'0" | 155 |
| 0 | Zach Shely | 9 | OL/DT | 5'9" | 170 |
| 0 | Adam McCaw | 9 | OL/DT | 5'9" | 235 |
| 0 | Josh Buck | 9 | OL/DE | 6'3" | 185 |
| 0 | Ryan Bussom | 9 | WR/CB | 5'6" | 120 |
| 0 | Zach Schumacher | 9 | TE/LB | 5'10" | 145 |
| 1 | Josh White | 12 | WR/CB | 5'10" | 165 |
| 2 | Nick Chambers | 12 | WR/CB | 5'10" | 175 |
| 3 | Andrew Merfeld | 12 | WR/LB | 5'11" | 180 |
| 4 | Burke Keane | 11 | WR/CB | 5'9" | 150 |
| 5 | Jack Connealy | 11 | WR/DE | 6'0" | 160 |
| 6 | Grant ODoherty | 11 | WR/CB | 5'10" | 145 |
| 7 | Gage Bertucci | 11 | WR/CB | 5'8" | 145 |
| 8 | Owen Archer | 12 | WR/CB | 5'9" | 155 |
| 9 | Jaden Arkfeld | 11 | WR/CB | 5'10" | 155 |
| 10 | Mason Kass | 10 | WR/S | 5'9" | 150 |
| 11 | Will Harr | 11 | QB/LB | 6'1" | 185 |
| 12 | Kylan Bowyer | 10 | RB/LB | 5'10" | 165 |
| 13 | Seth Johnson | 12 | RB/LB | 5'9" | 160 |
| 14 | Zach Hodge | 11 | WR/CB | 5'10" | 175 |
| 15 | Eric Goracke | 12 | RB/CB | 5'9" | 140 |
| 16 | Michael Polcyn | 12 | WR/CB | 5'10" | 165 |
| 17 | Grant Reeves | 12 | WR/CB | 6'1" | 185 |
| 18 | Tyson Gordon | 12 | QB/S | 6'2" | 180 |
| 19 | George Zedillo | 12 | WR/CB | 5'8" | 150 |
| 20 | Grant Diesing | 12 | RB/LB | 5'9" | 170 |
| 21 | Drew Rase | 12 | WR/S | 6'1" | 175 |
| 22 | Nick Lilleskov | 11 | WR/CB | 5'8" | 140 |
| 23 | Matthew DesCoteaux | 12 | WR/CB | 6'1" | 175 |
| 24 | Robbie Trout | 12 | WR/CB | 5'10" | 160 |
| 25 | Jacob Leu | 11 | RB/LB | 5'10" | 195 |
| 26 | Liam Werner | 10 | FB/LB | 6'0" | 185 |
| 27 | Gunner Ott | 12 | FB/LB | 5'11" | 205 |
| 28 | Dominic Melrose | 11 | RB/LB | 5'10" | 155 |
| 29 | Barret Liebentritt | 11 | RB/LB | 5'10" | 200 |
| 30 | Joey Huliska | 12 | WR/CB | 5'10" | 150 |
| 31 | Max Brinker | 12 | TE/LB | 6'1" | 215 |
| 32 | Christian Thomas | 10 | WR/CB | 5'8" | 130 |
| 33 | Jake Dennis | 11 | TE/DE | 6'0" | 185 |
| 34 | Jackson Chandler | 10 | FB/LB | 5'11" | 165 |
| 35 | Alex Stodden | 11 | TE/DE | 6'1" | 190 |
| 36 | Kade Crouse | 10 | FB/LB | 6'0" | 190 |
| 37 | Nolan Connor | 11 | FB/LB | 5'11" | 185 |
| 38 | Ryan Troub | 10 | WR/CB | 5'5" | 105 |
| 39 | Emmett Hassenstab | 10 | QB/S | 6'2" | 170 |
| 40 | Simon Story | 10 | TE/LB | 6'0" | 170 |
| 42 | Stryker Schenkelberg | 11 | WR/CB | 5'10" | 155 |
| 43 | Nolan Schwartz | 10 | WR/CB | 5'7" | 110 |
| 44 | Jake Hegge | 10 | FB/DE | 5'10" | 180 |
| 48 | Thomas Schneiderwind | 10 | WR/DB | 5'9" | 120 |
| 50 | Ryan Bollish | 11 | OL/DE | 5'11" | 190 |
| 54 | Nolan Bertch | 12 | OL/DT | 5'10" | 195 |
| 55 | Dan Osborn | 11 | OL/DE | 5'10" | 190 |
| 58 | Adam Lierz | 11 | OL/DT | 5'10" | 210 |
| 60 | Ryan Guetterman | 10 | OL/DT | 5'10" | 180 |
| 61 | Ryne Emanuel | 12 | OL/DE | 6'2" | 235 |
| 63 | Brandon Roth | 11 | OL/DT | 5'11" | 225 |
| 64 | Jacob Spidle | 12 | OL/DT | 5'11" | 190 |
| 65 | Ty Skutnik | 10 | OL/DE | 5'10" | 185 |
| 66 | Tyler Lewis | 10 | OL/DT | 6'0" | 200 |
| 67 | Zach McCaw | 12 | OL/DT | 6'0" | 270 |
| 68 | Joe Brinker | 10 | OL/DT | 5'10" | 190 |
| 70 | Blake Brummer | 12 | OL/DT | 6'1" | 260 |
| 71 | Beau Leuck | 10 | OL/DT | 6'2" | 205 |
| 72 | Jaden Schmaderer | 11 | OL/DT | 6'0" | 210 |
| 74 | Blake Anderson | 12 | OL/DT | 6'4" | 285 |
| 75 | Nathan Eich | 10 | OL/DT | 5'9" | 210 |
| 77 | Grant Saucier | 11 | OL/DT | 5'10" | 230 |
| 78 | Alex Schumacher | 11 | OL/DE | 6'1" | 180 |
| 80 | Will Kubat | 11 | WR/DB | 6'2" | 160 |
| 81 | Andrew Fenner | 12 | TE/LB | 5'10" | 160 |
| 82 | Carter McCarthy | 10 | WR/CB | 5'10" | 120 |
| 86 | Cade Pieper | 10 | WR/DB | 5'9" | 155 |
| 87 | Charlie Burt | 10 | WR/DE | 6'3" | 180 |

# CHADRON STATE COLLEGE

## Earn a Master's Degree online with an emphasis in Sports Management

Chadron State College offers a Master of Science in Organizational Management degree in Sports Management. With CSC's history as an education leader in the classroom and online, you'll have a solid foundation as you take your career to the next level. All courses are available online.

**Sports Management**
Designed for students who want a multidisciplinary approach into a career in sports management and coaching. Students will benefit from learning relevant skills, knowledge and experience within the athletic and physical activity disciplines.

**The CSC Advantages**

- All courses are fully online
- Classes are affordable and accredited
- Real world projects and studies
- Internship opportunities

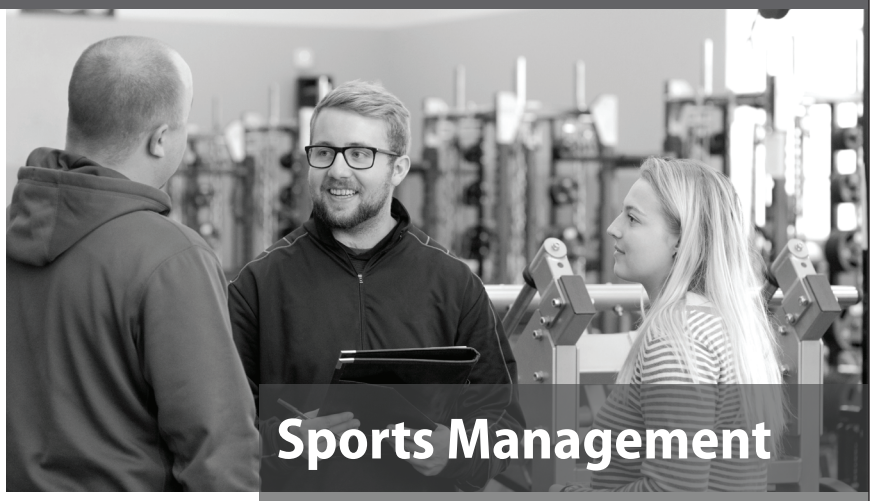


CHADRON STATE COLLEGE

**Apply Now!**

**csc.edu/graduate**

inquire@csc.edu or 308-432-6263

# CALLAM SPORTS PHOTOGRAPHY

**WWW.CALLAMSPORTSPHOTO.COM**
**EMAIL: CALLAMSPORTS@GMAIL.COM**
**PHONE: 402-499-5630**

**SCHOOL TEAM AND INDIVIDUAL PHOTOS**

**EVENT PHOTOGRAPHY**

# Class C1

NSAA Football Bracket

**Quarterfinals • Nov. 8**

**Adams Central** (10-0) 17
vs.
**Aurora** (7-3) 0

**Ord** (7-3) 21
vs.
**Pierce** (10-0) 49

**Ashland-Greenwood** (10-0) 13
vs.
**Wayne** (8-2) 28

**Columbus Scotus** (8-2) 7
vs.
**Wahoo** (10-0) 49

**Semifinals Nov. 15**

**Adams Central** (11-0) 14
vs.
**Pierce** (11-0) 54

**Semifinals Nov. 15**

**Wayne** (9-2) 7
vs.
**Wahoo** (11-0) 21

**CHAMPIONSHIP GAME**
Memorial Stadium
Tuesday • Nov. 26 • 10:15 a.m.

**Pierce** (12-0)
vs.
**Wahoo** (12-0)

**First Round, November 1**
Adams Central 64, Valentine 0
Aurora 32, Ogallala 13
Ord 26, Gothenburg 20
Pierce 55, Chase County 28
Ashland-Greenwood 53, Cozad 14
Wayne 28, Kearney Catholic 21
Columbus Scotus 48, Bishop Neumann 28
Wahoo 56, Boys Town 0

# Class C2

NSAA Football Bracket

**Quarterfinals • Nov. 8**

**Sutton** (9-1) 44
vs.
**Battle Creek** (9-1) 28

**BRLD** (9-1) 60
vs.
**North Bend Central** (9-1) 53

**St. Paul** (10-0) 25
vs.
**Aquinas Catholic** (8-2) 10

**Doniphan-Trumbull** (9-1) 16
vs.
**Oakland-Craig** (10-0) 50

**Semifinals Nov. 15**

**Sutton** (10-1) 38
vs.
**BRLD** (10-1) 28

**Semifinals Nov. 15**

**St. Paul** (11-0) 13
vs.
**Oakland-Craig** (11-0) 54

**CHAMPIONSHIP GAME**
Memorial Stadium
Tuesday • Nov. 26 • 2:45 p.m.

**Sutton** (11-1)
vs.
**Oakland-Craig** (12-0)

**First Round, November 1**
Sutton 46, Yutan 7
Battle Creek 34, Archbishop Bergan 14
BRLD 39, Wilber-Clatonia 21
North Bend Central 34, North Platte St. Patrick's 19
St. Paul 36, Centura 0
Aquinas Catholic 27, Shelby-Rising City 0
Doniphan-Trumbull 22, Centennial 14
Oakland-Craig 28, Hartington Cedar Catholic 26

# PIERCE Bluejays | Royal Blue/White | 12-0



## TEAM INFORMATION

**Superintendent:** Kendall Steffensen
**Principal:** Mark Brahmer
**Athletic Director:** Darren Sindelar
**NSAA Team Enrollment:**89
**Conference:** Mid-State
**Head Coach:** Mark Brahmer
**Assistant Coaches:** Tyler Legate, Kyle Simmons, Grant Doerr, Les Painter, Rod Brummels, Carl Scholting, Matt Nemec
**Playoff Appearances:** 31
**Most Recent Playoff Appearance:** 2018
**State Champion:** C1/1978, C1/2007, C1/2008
**Runner-up:** B/1977, B/1989, C1/1999, C1/2001, C1/2010

## 2019 SCHEDULE

| Opponent | W/L | Score |
|---|---|---|
| Norfolk Catholic | W | 35-14 |
| Arlington | W | 64-0 |
| Ord | W | 28-14 |
| Columbus Scotus | W | 50-21 |
| Wayne | W | 42-0 |
| Columbus Lakeview | W | 56-0 |
| Logan View/Scribner-Snyder (LVSS) | W | 45-13 |
| West Point-Beemer | W | 60-6 |
| Boone Central/Newman Grove | W | 55-20 |
| Chase County | W | 55-28 |
| Ord | W | 49-21 |
| Adams Central | W | 54-14 |

## 2019 ROSTER

| No. | Name | GR | POS Off/Def | WT |
|---|---|---|---|---|
| 1 | Ritter Oestreich | 10 | WR/DB | 150 |
| 2 | Gavin Larson | 12 | WR/DB | 185 |
| 3 | Chaden Roth | 11 | QB/DB | 135 |
| 4 | Dalton Freeman | 12 | QB/DB | 180 |
| 5 | Jayden Sporleder | 12 | WR/DB | 140 |
| 6 | Colbey Jensen | 9 | RB/LB | 140 |
| 7 | Carson Oestreich | 12 | RB/LB | 185 |
| 8 | David Dale | 11 | RB/LB | 185 |
| 9 | Isaiah Adams | 10 | RB/DB | 120 |
| 10 | Dalton Delka | 11 | WR/DB | 165 |
| 11 | Coleton Cooper | 10 | WR/DB | 125 |
| 12 | Jakob Edins | 12 | WR/DB | 175 |
| 13 | Karter Wolfe | 9 | WR/DB | 140 |
| 14 | Kaden Johnson | 10 | QB/DB | 135 |
| 15 | Benjamin Brahmer | 9 | TE/LB | 165 |
| 16 | Jackson Wachholtz | 9 | WR/DB | 120 |
| 17 | Abram Scholting | 9 | QB/DB | 145 |
| 18 | Colby Anderson | 9 | WR/DB | 125 |
| 19 | Jayden Coulter | 9 | RB/DB | 120 |
| 21 | Logan Moeller | 11 | WR/DB | 140 |
| 22 | Tyler Race | 11 | RB/DB | 150 |
| 23 | Addison Croghan | 9 | WR/DB | 125 |
| 24 | Jeremiah Kruntorad | 12 | RB/LB | 150 |
| 25 | Seth Premer | 10 | RB/LB | 150 |
| 26 | Ethan Dohmen | 11 | RB/LB | 135 |
| 28 | Trevin Larson | 9 | WR/DB | 130 |
| 30 | Keaton Weeder | 9 | RB/LB | 150 |
| 34 | Zach Collison | 11 | RB/LB | 140 |
| 35 | Ashton Schweitzer | 10 | RB/LB | 155 |
| 38 | Nikolas Harvey | 9 | TE/LB | 155 |
| 40 | Tristan Kuehler | 9 | RB/LB | 140 |
| 42 | Luke Collison | 11 | TE/LB | 170 |
| 43 | Dean Orwig | 12 | RB/LB | 185 |
| 44 | Michael Kruntorad | 10 | RB/LB | 155 |
| 48 | Brett Tinker | 12 | RB/LB | 185 |
| 51 | Hunter Raabe | 11 | C/DE | 220 |
| 52 | Seth Valverde | 12 | OG/LB | 220 |
| 54 | Shawn Rinkel | 11 | OT/DT | 215 |
| 55 | Grant Snodgrass | 9 | OG/DE | 145 |
| 56 | Trevor Pettitt | 11 | OG/DT | 220 |
| 57 | Dylan Riedel | 10 | OT/DT | 240 |
| 58 | Colby Richart | 12 | OT/DT | 260 |
| 59 | Bode Hoffmann | 9 | OT/DE | 190 |
| 60 | Dylan Svoboda | 12 | OG/DE | 205 |
| 61 | Carter Rohrich | 12 | OG/DE | 205 |
| 62 | Alexander Meier | 9 | OT/DE | 145 |
| 63 | Tristan Miller | 11 | OG/DT | 225 |
| 64 | Cruz Gleason | 11 | OT/DE | 210 |
| 65 | Carter Meier | 9 | OT/DT | 200 |
| 66 | Nicholas Erickson | 10 | OG/DE | 200 |
| 67 | Dawson Raabe | 9 | C/DT | 215 |
| 68 | Lucas Gnat | 11 | OG/DE | 175 |
| 69 | Christian Miller | 10 | OT/DT | 240 |
| 70 | Derrick Kolterman | 11 | OT/DE | 205 |
| 71 | Taylor Zamora | 10 | OT/DT | 230 |
| 72 | Dakota Marks | 9 | OG/DT | 200 |
| 73 | Dylan Kuehler | 12 | OG/DT | 220 |
| 74 | Schuyler Simpson | 9 | OT/DT | 200 |
| 75 | Tavin Koehler | 9 | OG/DT | 170 |
| 76 | Tanner Kuper | 11 | OG/DE | 190 |
| 77 | Jaden Jones | 11 | OG/LB | 155 |
| 78 | Kage Heisinger | 12 | OT/DT | 270 |
| 79 | Ayden Thelen | 10 | OT/DT | 285 |
| 81 | Garret Meier | 11 | TE/LB | 175 |
| 82 | Colton Fritz | 10 | TE/LB | 180 |
| 84 | Luke Endorf | 9 | TE/LB | 150 |
| 88 | Kyler Peters | 12 | WR/DB | 155 |
| 89 | Max Cooper | 10 | TE/DE | 180 |

# WAHOO Warriors | Blue/Gold | 12-0

## TEAM INFORMATION

**Superintendent:** Brandon Lavaley
**Principal:** Jarred Royal
**Athletic Director:** Robert Barry
**NSAA Team Enrollment:**144
**Conference:** Nebraska Capitol
**Head Coach:** Chad Fox
**Assistant Coaches:** Jayson Iversen, Jon Herrera, Kyle Weyers, Clete Vrbka, Erik Emerson, Jayme Iversen, Alex Shada, Tyler Kroenke
**Playoff Appearances:** 24
**Most Recent Playoff Appearance:** 2018

## 2019 SCHEDULE

| Opponent | W/L | Score |
|---|---|---|
| Wayne | W | 47-0 |
| Nebraska City | W | 70-7 |
| Aurora | W | 28-6 |
| Platteview | W | 61-0 |
| West Point-Beemer | W | 54-7 |
| Raymond Central | W | 47-0 |
| Bishop Neumann | W | 23-6 |
| Columbus Lakeview | W | 69-14 |
| Columbus Scotus | W | 49-0 |
| Boys Town | W | 56-0 |
| Columbus Scotus | W | 49-7 |
| Wayne | W | 21-7 |

## 2019 ROSTER

| No. | Name | GR | POS Off/Def | HT | WT |
|---|---|---|---|---|---|
| 2 | Sebastian Lausterer | 11 | WR/DB | 5'8" | 135 |
| 3 | Connor Grandgenett | 12 | WR/DB | 5'11" | 160 |
| 4 | Colin Ludvik | 10 | RB/LB | 5'6" | 160 |
| 5 | Andrew Waido | 10 | WR/DB | 5'10" | 140 |
| 6 | Rolando Sotelo | 12 | WR/DB | 5'7" | 155 |
| 7 | Justin McEvoy | 10 | QB/LB | 5'8" | 140 |
| 8 | Cooper Hancock | 11 | WR/DB | 5'9" | 165 |
| 9 | Tate Nelson | 11 | QB/DB | 5'8" | 145 |
| 10 | Jordan Broome | 11 | WR/DB | 6'0" | 145 |
| 11 | Trevin Luben | 12 | RB/DB | 5'11" | 190 |
| 12 | Owen Hancock | 9 | QB/LB | 6'2" | 170 |
| 13 | Trent Hallowell | 10 | WR/LB | 6'0" | 150 |
| 14 | Brett Whitaker | 11 | WR/DB | 5'9" | 130 |
| 15 | Thomas Waido | 12 | QB/DB | 6'4" | 175 |
| 16 | Ben Thrasher | 10 | WR/DB | 5'10" | 150 |
| 17 | Griffin Lausterer | 9 | WR/DB | 5'8" | 125 |
| 18 | Wade Whitaker | 9 | QB/DB | 6'0" | 135 |
| 19 | Jesus Zaragoza | 12 | K/~ | 5'11" | 215 |
| 20 | Peyten Walling | 12 | RB/LB | 5'10" | 170 |
| 21 | Zachary Fox | 9 | WR/DB | 5'9" | 120 |
| 22 | Malachi Bordovsky | 10 | RB/DB | 5'5" | 125 |
| 23 | Joseph Herrera | 10 | WR/DB | 5'8" | 125 |
| 24 | Kyan Lausterer | 10 | TE/DE | 6'1" | 180 |
| 25 | William Nielson | 9 | RB/LB | 6'0" | 155 |
| 26 | Luke Partridge | 12 | WR/DB | 6'1" | 195 |
| 27 | Mason Kreitzer | 10 | WR/DB | 5'8" | 125 |
| 28 | Gavin Pokorny | 10 | RB/DB | 5'7" | 165 |
| 29 | Trevor Ehrlich | 9 | RB/DB | 5'8" | 140 |
| 30 | Kael Eddie | 9 | RB/LB | 5'9" | 145 |
| 31 | Branden Koranda | 9 | TE/DE | 5'10" | 130 |
| 32 | Grant Kolterman | 11 | RB/LB | 5'10" | 210 |
| 33 | Damien Bragg | 9 | RB/DB | 5'6" | 140 |
| 41 | Nathan Mather | 12 | RB/DE | 5'7" | 180 |
| 42 | Noah Eivins | 11 | TE/LB | 5'8" | 140 |
| 43 | Curtis Swahn | 10 | RB/LB | 5'8" | 145 |
| 44 | Nate Fox | 12 | TE/DE | 6'3" | 215 |
| 45 | Brandon Hasenkamp | 10 | RB/LB | 5'6" | 155 |
| 46 | Keegan Lowther | 10 | TE/DB | 5'9" | 135 |
| 50 | Logan Brabec | 12 | OL/LB | 6'1" | 190 |
| 51 | Jacob Andresen | 9 | OL/DE | 5'11" | 155 |
| 52 | Kole Bordovsky | 12 | OL/LB | 6'0" | 200 |
| 53 | Kalon Cooper | 12 | OL/DT | 6'1" | 225 |
| 54 | Gage Sherman | 11 | OL/DE | 6'0" | 215 |
| 55 | Trevor Bohaty | 9 | OL/DE | 5'10" | 155 |
| 56 | Evan Divis | 12 | OL/DT | 5'10" | 205 |
| 57 | David Divis | 9 | OL/DT | 5'9" | 180 |
| 58 | Brody Specht | 11 | OL/DT | 6'1" | 225 |
| 60 | Brandon Swahn | 12 | OL/DE | 6'0" | 215 |
| 61 | Matthew Holdsworth | 11 | OL/DT | 5'11" | 225 |
| 62 | Justin Nuckolls | 11 | OL/DT | 6'3" | 200 |
| 63 | Jake Bordovsky | 10 | OL/DT | 5'10" | 230 |
| 66 | Callan Phillips | 12 | OL/DT | 6'1" | 240 |
| 67 | Zachary Hamling | 11 | OL/DT | 5'10" | 300 |
| 68 | Samuel DuBois | 11 | OL/LB | 5'10" | 160 |
| 71 | Ethan Pehrson | 10 | OL/DE | 5'6" | 145 |
| 73 | Seth Williams | 9 | OL/DT | 6'1" | 175 |
| 74 | Dawson Rafteseth | 9 | OL/DT | 6'2" | 185 |
| 75 | Carson Lavaley | 10 | OL/DE | 6'1" | 190 |
| 76 | Harrison Siebenaler | 11 | OL/DT | 6'2" | 255 |
| 77 | Matthew Phillips | 10 | OL/DT | 5'9" | 260 |
| 78 | Waylon Sherman | 10 | OL/DE | 5'11" | 165 |
| 79 | Gunnar Vanek | 12 | OL/DE | 6'2" | 235 |

# SUTTON Mustangs | Red/Black/White | 11-1

## TEAM INFORMATION

**Superintendent:** Dana Wiseman
**Principal:** Brandy Thompson
**Athletic Director:** Steve Ramer
**NSAA Team Enrollment:**50
**Conference:** Southern Nebraska
**Head Coach:** Steve Ramer
**Assistant Coach:** Craig Rafert
**Playoff Appearances:** 21
**Most Recent Playoff Appearance:** 2018
**State Champion:** C1/1988
**Runner-up:** C1/1989, C2/2012

## 2019 SCHEDULE

| Opponent | W/L | Score |
|---|---|---|
| North Platte St. Patrick's | W | 17-7 |
| Wilber-Clatonia | W | 16-0 |
| Freeman | W | 64-0 |
| Centennial | W | 43-35 |
| Doniphan-Trumbull | W | 22-16 |
| Kearney Catholic | L | 14-27 |
| Sandy Creek | W | 52-7 |
| Superior | W | 54-0 |
| Hastings St. Cecilia | W | 54-0 |
| Yutan | W | 46-7 |
| Battle Creek | W | 44-28 |
| BRLD | W | 38-28 |

## 2019 ROSTER

| No. | Name | GR | POS Off/Def | HT | WT |
|---|---|---|---|---|---|
| 1 | Jackson Perrien | 12 | RB/DB | 6'0" | 205 |
| 2 | Dawson Nunnenkamp | 12 | WB/DB | 5'11" | 175 |
| 3 | Cade Wiseman | 11 | QB/DB | 5'10" | 155 |
| 5 | Quenton Jones | 11 | WR/DB | 5'10" | 155 |
| 6 | Myles Jones | 9 | QB/DB | 5'4" | 125 |
| 8 | Garrison Perrien | 9 | RB/DB | 5'6" | 130 |
| 9 | Jackson Anderson | 11 | WR/DB | 5'10" | 155 |
| 10 | Tyson Scheidmann | 9 | WR/DB | 5'4" | 105 |
| 11 | Paxton Olson | 10 | RB/LB | 5'9" | 165 |
| 13 | Colton Haight | 10 | TE/DB | 6'4" | 165 |
| 14 | Jose Lopez | 12 | TE/DT | 5'10" | 175 |
| 16 | Maury Baustista | 12 | WR/LB | 6'0" | 170 |
| 17 | Jesse Bergen | 9 | WR/DB | 5'6" | 130 |
| 18 | Mathew Davis | 10 | FB/LB | 6'1" | 215 |
| 21 | Greyson Stengel | 9 | FB/LB | 5'9" | 150 |
| 22 | Wyatt Bergen | 11 | RB/DB | 5'11" | 175 |
| 23 | Cory Carlson | 12 | FB/LB | 5'8" | 180 |
| 28 | William Burns | 12 | TE/LB | 5'9" | 170 |
| 33 | Scotty Marshall | 9 | WB/DB | 5'4" | 130 |
| 45 | Adam Griess | 10 | TE/DE | 5'11" | 170 |
| 49 | Jesse Herndon | 10 | FB/LB | 6'1" | 210 |
| 54 | Vance Smith | 9 | OG/DT | 6'0" | 250 |
| 55 | Claydon Claus | 9 | OT/DT | 6'0" | 165 |
| 58 | Joseph Hinrichs | 11 | C/DT | 5'9" | 180 |
| 61 | Tynan Skalka | 10 | C/DT | 5'10" | 220 |
| 65 | Eli Skalka | 12 | OT/DE | 6'5" | 195 |
| 67 | Nathan Ladehoff | 11 | OG/DT | 5'5" | 205 |
| 68 | Cason Peterson | 9 | OT/DT | 6'1" | 195 |
| 70 | Jarvis Smith | 12 | OT/DT | 6'0" | 260 |
| 71 | Hunter Wiseman | 12 | OG/DT | 5'11" | 240 |
| 72 | Alvino Sanchez | 9 | OG/DT | 5'10" | 225 |
| 74 | Braden Peterworth | 12 | OG/DT | 6'4" | 310 |
| 75 | Adrian Avila | 11 | OG/DT | 5'11" | 195 |
| 76 | Caleb Ladehoff | 9 | OG/DT | 5'7" | 185 |
| 78 | Hayden Switzer | 11 | OT/DT | 6'5" | 325 |
| 80 | Tyler Baldwin | 11 | TE/DE | 6'5" | 205 |
| 84 | Jacob Haight | 12 | TE/DE | 6'4" | 185 |
| 86 | Noah Gwennap | 9 | C/DE | 5'8" | 155 |

# OAKLAND-CRAIG Knights | Orange/White | 12-0

## TEAM INFORMATION

**Superintendent:** Jeff Smith
**Principal:** Rusty Droescher
**Athletic Director:** Dallas Sweet
**NSAA Team Enrollment:**60
**Conference:** East Husker
**Head Coach:** Joe Anderson
**Assistant Coaches:** Scott Guzinski, Rusty Droescher, Dallas Sweet, Merritt Nelson, Andy Rennerfeldt
**Playoff Appearances:** 28
**Most Recent Playoff Appearance:** 2018
**State Champion:** C2/1995
**Runner-up:** C2/1997, C2/2015

## 2019 SCHEDULE

| Opponent | W/L | Score |
|---|---|---|
| Crofton | W | 28-0 |
| Hartington Cedar Catholic | W | 50-13 |
| Ponca | W | 71-20 |
| Syracuse | W | 60-0 |
| Tekamah-Herman | W | 58-6 |
| Louisville | W | 54-0 |
| Archbishop Bergan | W | 52-0 |
| Yutan | W | 66-7 |
| BRLD | W | 40-30 |
| Hartington Cedar Catholic | W | 28-26 |
| Doniphan-Trumbull | W | 50-16 |
| St. Paul | W | 54-13 |

## 2019 ROSTER

| No. | Name | GR | POS Off/Def | HT | WT |
|---|---|---|---|---|---|
| 1 | Dawson Rhoades | 10 | WR/LB | 5'9" | 145 |
| 3 | Colton Thomsen | 12 | QB/S | 6'4" | 175 |
| 4 | Carson Thomsen | 10 | WR/CB | 6'2" | 150 |
| 5 | Luke Richards | 9 | QB/S | 5'10" | 130 |
| 6 | Trenton Arlt | 11 | WR/CB | 5'9" | 130 |
| 7 | Gunnar Ray | 11 | WR/CB | 6'0" | 165 |
| 8 | Owen Anderson | 9 | WR/S | 5'3" | 115 |
| 10 | Blake Johnson | 12 | WB/LB | 6'1" | 200 |
| 12 | Gavin Enstrom | 11 | WB/CB | 5'9" | 150 |
| 13 | Coulter Thiele | 11 | WB/CB | 6'0" | 170 |
| 14 | Carter Bousquet | 9 | WB/CB | 5'8" | 125 |
| 15 | Jaron Meyer | 11 | RB/CB | 5'11" | 180 |
| 16 | Grady Gatewood | 10 | QB/S | 5'10" | 155 |
| 18 | Aiden Jorgensen | 10 | WR/LB | 5'11" | 165 |
| 20 | Caden Nelson | 11 | RB/LB | 6'0" | 200 |
| 22 | Jack Pille | 11 | WR/CB | 6'0" | 165 |
| 23 | Ian Lundquist | 12 | RB/S | 5'10" | 175 |
| 24 | LJ McNeill | 9 | RB/LB | 5'7" | 145 |
| 34 | Connor Guill | 10 | WB/S | 5'7" | 145 |
| 41 | Tavis Uhing | 10 | RB/LB | 5'9" | 165 |
| 42 | Payton Novak | 9 | WB/LB | 6'0" | 155 |
| 50 | Landon Hilliard | 9 | OL/DT | 5'9" | 190 |
| 51 | Thomas Maline | 12 | C/DE | 5'11" | 200 |
| 53 | Michael Brands | 11 | OT/LB | 6'0" | 210 |
| 54 | Elliot Johnson | 10 | C/DE | 6'0" | 185 |
| 55 | Miles Pearson | 9 | OL/DT | 6'3" | 200 |
| 57 | Jaden Harney | 11 | OT/DE | 6'1" | 180 |
| 58 | Jack Selken | 12 | OG/DT | 5'8" | 220 |
| 60 | Keenan Brown | 10 | OT/DT | 5'9" | 170 |
| 62 | Caleb Sechler | 9 | OT/DE | 5'10" | 150 |
| 63 | Ryan Smith | 10 | OL/DT | 5'10" | 220 |
| 66 | Trevor Weitzenkamp | 9 | OL/LB | 5'11" | 190 |
| 68 | Jarron Metzler | 12 | OG/DT | 5'9" | 205 |
| 70 | Jonathan Dixon | 10 | OL/DT | 5'9" | 200 |
| 71 | Alec Mockenhaupt | 11 | OL/DT | 5'8" | 185 |
| 72 | Brayden Selk | 9 | OL/DE | 6'6" | 145 |
| 75 | Michael Maline | 11 | OG/DT | 6'1" | 235 |
| 77 | Laurence Brands | 12 | OT/DT | 6'3" | 235 |
| 80 | Trey Deemer | 11 | WR/S | 6'2" | 170 |
| 81 | Wyatt Seagren | 12 | TE/DE | 6'8" | 265 |
| 84 | Grant Seagren | 9 | TE/DE | 6'2" | 200 |

# 2018 Team Champions

**CLASS A**
Omaha Burke

**CLASS B**
Omaha Skutt Catholic

# 2018 Team Champions




**CLASS C1**
Aurora

**CLASS C2**
Centennial

Children's
HOSPITAL & MEDICAL CENTER

THE BEST PLACE FOR YOUNG ATHLETES WITH SPORTS-RELATED INJURIES

SPORTS MEDICINE

To schedule an appointment:
402.955.PLAY (7529)

WHAT WE DO
» Concussion Management
» Sports-Related Injuries
» Sports Physical Therapy

ChildrensOmaha.org/SportsMedicine
Omaha | Lincoln

MIDLAND UNIVERSITY

Schedule your visit at ***midlandu.edu***

# FIND YOUR PURPOSE

**When students choose Midland University, they become a part of something bigger than themselves. They enter into a 135-year history of purpose, achievement, and leadership. Midland is a place where students are known by name — and by their dreams.**

**Midland meets students at the intersection of their talents and passions, and the needs of the world, where their life purpose is not only identified but refined and fulfilled.**

## Why Midland?

- ***15:1 Student-Faculty Ratio***
- ***Nebraska's Largest Athletic Department***
- ***4-Year Graduation Guarantee***
- ***Midland 1:1 Digital Experience, Providing iPads for Every Undergraduate Student***

# 2018 Team Champions



**CLASS D1**
Creighton



**CLASS D2**
Johnson-Brock

# Class D1

NSAA Football Bracket

**First Round, October 31**

Howells-Dodge 52, Homer 12
Lutheran High Northeast 56, Lourdes Central Catholic 52
Creighton 56, Wisner-Pilger 32
Osceola-High Plains 73, Elkhorn Valley 12
Elmwood-Murdock 74, East Butler 16
Tri County 40, Southern 12
Cross County 60, Laurel-Concord-Coleridge 26
BDS 42, Guardian Angels Central Catholic 20
Cambridge 72, Nebraska Christian 36
Neligh-Oakdale 44, West Holt 35
Burwell 48, Hitchcock County 16
Elm Creek 45, Palmer 6
Arcadia-Loup City 68, Alma 32
Sutherland 32, North Central 16
Dundy County Stratton 50, Hemingford 12
Fullerton 48, Morrill 14

**Second Round, November 6**

Howells-Dodge 56, Lutheran High Northeast 22
Osceola-High Plains 46, Creighton 32
Tri County 68, Elmwood-Murdock 8
Cross County 20, BDS 6
Cambridge 62, Neligh-Oakdale 14
Burwell 50, Elm Creek 13
Arcadia-Loup City 72, Sutherland 14
Dundy County Stratton 20, Fullerton 18

**Quarterfinals • Nov. 12**

**Howells-Dodge** (10-0) 14
vs.
**Osceola-High Plains** (8-2) 28

**Tri County** (7-3) 12
vs.
**Cross County** (6-4) 36

**Cambridge** (10-0) 48
vs.
**Burwell** (8-2) 71

**Arcadia-Loup City** (9-1) 30
vs.
**Dundy County Stratton** (9-1) 42

**Semifinals Nov. 18**

**Osceola-High Plains** (9-2) 34
vs.
**Cross County** (7-4) 30

**Semifinals Nov. 18**

**Burwell** (9-2) 28
vs.
**Dundy County Stratton** (10-1) 10

**CHAMPIONSHIP GAME**
Memorial Stadium
Monday • Nov. 25 • 10:15 a.m.

**Osceola-High Plains** (10-2)
vs.
**Burwell** (10-2)

# Class D2

NSAA Football Bracket

**First Round, October 31**

Garden County 52, Blue Hill 6
Overton 16, CWCE 14
Central Valley 36, Medicine Valley 12
Elwood 86, Maxwell 25
Mullen 18, Sandhills/Thedford 12
Twin Loup 34, Axtell 0
Pleasanton 56, Brady 34
Kenesaw 52, Anselmo-Mema 14
Humphrey St. Francis 68, Elgin Public/Pope John 6
Lawrence-Nelson 48, Allen 24
Plainview 56, Randolph 6
Johnson-Brock 62, Wynot 14
Falls City Sacred Heart 60, Diller-Odell 6
Clarkson/Leigh 58, Riverside 6
Hartington-Newcastle 75, Mead 28
Bloomfield 54, Pender 16

**Second Round, November 6**

Overton 36, Garden County 12
Central Valley 50, Elwood 24
Twin Loup 36, Mullen 14
Pleasanton 27, Kenesaw 14
Humphrey St. Francis 60, Lawrence-Nelson 14
Plainview 36, Johnson-Brock 28
Falls City Sacred Heart 56, Clarkson/Leigh 6
Bloomfield 50, Hartington-Newcastle 20

**Quarterfinals • Nov. 12**

**Overton** (7-3) 22
vs.
**Central Valley** (10-0) 14

**Twin Loup** (6-4) 24
vs.
**Pleasanton** (8-2) 34

**Humphrey St. Francis** (10-0) 64
vs.
**Plainview** (9-1) 20

**Falls City Sacred Heart** (10-0) 36
vs.
**Bloomfield** (10-0) 0

**Semifinals Nov. 18**

**Overton** (8-3) 6
vs.
**Pleasanton** (9-2) 12

**Semifinals Nov. 18**

**Humphrey St. Francis** (11-0) 24
vs.
**Falls City Sacred Heart** (11-0) 16

**CHAMPIONSHIP GAME**
Memorial Stadium
Monday • Nov. 25 • 2:45 p.m.

**Pleasanton** (10-2)
vs.
**Humphrey St. Francis** (12-0)

# OSCEOLA-HIGH PLAINS Stormdogs | Blue and Orange | 10-2

## TEAM INFORMATION

**Superintendents:** Brian Tonniges, Steve Rinehart
**Principals:** Cameron Hudson, Dale Maynard
**Athletic Directors:** Greg Wood, Bob Fuller
**NSAA Team Enrollment:**49
**Conference:** Crossroads
**Head Coach:** Greg Wood
**Assistant Coaches:** Dan Thies, Andy Roberts, Jon Bos, Tanner Kuhn, Luke Erickson
**Playoff Appearances:** 2
**Most Recent Playoff Appearance:** 2018

## 2019 SCHEDULE

| Opponent | W/L | Score |
|---|---|---|
| Palmer | W | 50-48 |
| Fullerton | L | 16-34 |
| Ravenna | L | 45-52 |
| Elkhorn Valley | W | 55-46 |
| Cross County | W | 52-18 |
| EMF (Exeter-Milligan/Friend) | W | 69-28 |
| East Butler | W | 57-22 |
| Nebraska Lutheran | W | 84-36 |
| Elkhorn Valley | W | 73-12 |
| Creighton | W | 46-32 |
| Howells-Dodge | W | 28-14 |
| Cross County | W | 31-30 |

## 2019 ROSTER

| No. | Name | GR | POS Off/Def | HT | WT |
|---|---|---|---|---|---|
| 2 | Bryce Reed | 11 | RB/CB | 5'11" | 155 |
| 3 | Tanner Wood | 11 | WR/CB | 5'7" | 125 |
| 5 | Keaton VanHousen | 12 | RB/CB | 5'11" | 180 |
| 6 | Javier Marino | 10 | K/CB | 5'6" | 140 |
| 7 | Dylan Soule | 12 | QB/LB | 5'11" | 185 |
| 8 | Kyle Sterup | 11 | OG/DE | 6'2" | 190 |
| 10 | Mario Lesiak | 9 | WR/CB | 5'9" | 155 |
| 12 | Carter Boden | 12 | WR/LB | 5'9" | 155 |
| 15 | Colton Kirby | 9 | WR/CB | 5'3" | 145 |
| 18 | Jacob Simons | 9 | OG/NT | 6'0" | 190 |
| 20 | Xavier Blackburn | 10 | RB/LB | 5'9" | 150 |
| 21 | Isaiah Zelasney | 9 | QB/LB | 5'10" | 160 |
| 22 | Caleb Peterson | 9 | TE/NT | 5'10" | 145 |
| 24 | Thad Rathjen | 11 | TE/LB | 5'11" | 150 |
| 28 | Ian Novak | 9 | OG/DE | 5'6" | 135 |
| 29 | Jarrett Parsons | 12 | P/CB | 5'10" | 170 |
| 30 | Gehrig Urkoski | 10 | FB/LB | 5'8" | 140 |
| 35 | Lane Urkoski | 10 | TE/LB | 5'8" | 150 |
| 38 | Trevor Carlstrom | 10 | FB/LB | 5'8" | 150 |
| 40 | Corby Cannon | 11 | C/NT | 5'10" | 215 |
| 44 | Carson Watts | 11 | FB/DE | 5'9" | 185 |
| 45 | Jakob Hogan | 11 | OG/DE | 6'2" | 175 |
| 47 | Tanner Kropatsch | 12 | OG/LB | 5'10" | 180 |
| 52 | Kane Benson | 11 | OG/NT | 5'8" | 225 |
| 55 | Carter Girard | 10 | OG/DE | 6'0" | 210 |
| 59 | Alexx Winkelman | 9 | OL/DE | 5'11" | 145 |
| 65 | T.J. Hiett Hiett | 9 | OG/NT | 5'11" | 180 |
| 77 | Caleb Swedenburg | 10 | OG/NT | 5'9" | 160 |
| 81 | Colvin Reed | 11 | OG/NT | 5'10" | 215 |
| 90 | Joaquin Ramirez | 9 | C/NT | 5'7" | 215 |
| 93 | Cole Swanson | 10 | TE/DE | 6'2" | 180 |

# BURWELL Longhorns | Purple/White | 10-2

## TEAM INFORMATION

**Superintendent:** Darrin Max
**Principal:** Dave Owen
**Athletic Director:** Kevin Carson
**NSAA Team Enrollment:**34
**Conference:** Goldenrod
**Head Coach:** Luke Gideon
**Assistant Coaches:** Mike Max, Will Gideon, Nate Nelson, Evan Gideon, Coy Gideon, Jess Helgoth
**Playoff Appearances:** 19
**Most Recent Playoff Appearance:** 2018
**State Champion:** D1/2016
**Runner-up:** D1/2015, D1/2018

## 2019 SCHEDULE

| Opponent | W/L | Score |
|---|---|---|
| North Central | W | 42-0 |
| West Holt | W | 48-21 |
| Hemingford | W | 46-24 |
| Elm Creek | L | 28-36 |
| Amherst | W | 36-22 |
| Arcadia-Loup City | L | 6-36 |
| South Loup (Callaway/Arnold) | W | 20-15 |
| Ansley-Litchfield | W | 41-14 |
| Hitchcock County | W | 48-16 |
| Elm Creek | W | 50-13 |
| Cambridge | W | 71-48 |
| Dundy County Stratton | W | 28-10 |

## 2019 ROSTER

| No. | Name | GR | POS Off/Def | HT | WT |
|---|---|---|---|---|---|
| 1 | Levi Bode | 11 | TE/DE | 6'3" | 185 |
| 2 | Cooper Stout | 11 | WR/DB | 5'9" | 150 |
| 3 | Cash Gurney | 10 | QB/DB | 6'1" | 170 |
| 4 | Alex Gideon | 10 | TE/DE | 6'3" | 195 |
| 5 | Mason Plock | 11 | WR/DB | 6'0" | 175 |
| 6 | Barak Birch | 11 | QB/DB | 6'1" | 175 |
| 8 | Cody Mayfield | 10 | OL/DB | 6'0" | 150 |
| 9 | Dillon Critel | 10 | OL/DB | 5'10" | 170 |
| 10 | Corey Dawe | 12 | RB/DB | 6'0" | 195 |
| 11 | Tyler Dawe | 10 | FB/LB | 6'0" | 189 |
| 12 | Hans Gideon | 10 | TE/DE | 6'2" | 170 |
| 14 | Colton Thornburg | 9 | RB/DB | 5'8" | 145 |
| 15 | Gus Elliott | 9 | TE/DE | 6'0" | 180 |
| 16 | Caleb Busch | 10 | RB/LB | 6'0" | 182 |
| 18 | Cooper Phillipps | 9 | WR/DB | 5'8" | 130 |
| 20 | Jase Williams | 12 | RB/LB | 6'0" | 215 |
| 21 | Titus Gideon | 9 | QB/DB | 5'9" | 147 |
| 22 | Quade Hunt | 11 | WR/DB | 6'1" | 153 |
| 24 | Hayes Jensen | 9 | FB/LB | 5'8" | 142 |
| 30 | Colton Dawe | 11 | RB/DB | 5'11" | 140 |
| 33 | Bryant Kelley | 11 | WR/DT | 5'10" | 175 |
| 40 | Jace Ostrom | 11 | RB/LB | 5'10" | 180 |
| 50 | Devin Konicek | 9 | OL/DT | 6'4" | 150 |
| 66 | Colby Dale | 12 | OL/DT | 5'9" | 200 |
| 68 | Carter Mann | 10 | C/DT | 6'4" | 225 |
| 75 | Hunter Mayfield | 11 | OL/DT | 6'4" | 208 |
| 77 | Ethan Joy | 9 | OL/DT | 5'9" | 195 |
| 82 | Jacob Busch | 12 | OL/DT | 6'0" | 220 |

# PLEASANTON Bulldogs | Red/White | 10-2

## TEAM INFORMATION

**Superintendent:** Jeff Vetter
**Principal:** Ricci Westland
**Athletic Director:** Casey Loomis
**NSAA Team Enrollment:**34
**Conference:** Fort Kearny
**Head Coach:** Ricci Westland
**Assistant Coaches:** Casey Loomis, Jordan Arensdorf, Kyle Giffin, Luke Kucera, Brent Davis, Zach Schmidt
**Playoff Appearances:** 16
**Most Recent Playoff Appearance:** 2017

## 2019 SCHEDULE

| Opponent | W/L | Score |
|---|---|---|
| Ansley-Litchfield | W | 45-28 |
| Axtell | W | 33-8 |
| Kenesaw | W | 54-42 |
| Overton | L | 32-44 |
| Elwood | L | 13-14 |
| Loomis | W | 48-12 |
| Anselmo-Merna | W | 41-20 |
| Bertrand | W | 67-44 |
| Brady | W | 56-34 |
| Kenesaw | W | 27-14 |
| Twin Loup | W | 34-24 |
| Overton | W | 12-6 |

## 2019 ROSTER

| No. | Name | GR | POS Off/Def | HT | WT |
|---|---|---|---|---|---|
| 2 | Kray Kingston | 10 | QB/S | 5'11" | 151 |
| 4 | Seth Eckel | 12 | SE/CB | 5'8" | 150 |
| 8 | Tyce Westland | 11 | OE/LB | 6'4" | 212 |
| 9 | Brady Klein | 12 | OE/S | 6'3" | 194 |
| 10 | Treven Wendt | 9 | SE/LB | 5'10" | 166 |
| 11 | Chase Pawloski | 10 | C/DE | 5'6" | 164 |
| 13 | Tanner Dixon | 10 | OE/DE | 5'6" | 151 |
| 15 | Wyatt Reese | 11 | OG/NT | 5'11" | 194 |
| 16 | Grady Chandler | 12 | K/S | 5'11" | 146 |
| 20 | Cinch Heikel | 11 | FB/LB | 5'10" | 156 |
| 21 | Kessler Dixon | 12 | RB/DE | 6'2" | 180 |
| 25 | Riley Hadwiger | 12 | SE/DE | 5'8" | 148 |
| 26 | Tyler Baillie | 12 | OE/DE | 6'4" | 178 |
| 31 | Brodrick Paitz | 11 | FB/LB | 5'10" | 162 |
| 32 | Conner Hand | 12 | OG/NT | 5'10" | 212 |
| 35 | Jakson Keaschall | 12 | QB/LB | 5'11" | 196 |
| 54 | Carter Klein | 10 | C/NT | 6'3" | 224 |
| 55 | Mason Lammers | 10 | OG/NT | 5'3" | 141 |
| 56 | Kobe Martenson | 10 | QB/LB | 5'6" | 172 |
| 77 | River Kennedy | 10 | OG/NT | 5'11" | 219 |
| 94 | Jyseann Pugh | 10 | OG/NT | 6'3" | 264 |
| 98 | Blake Wilson | 9 | C/NT | 6'1" | 223 |

# HUMPHREY ST. FRANCIS Flyers | Royal Blue/White | 12-0

## TEAM INFORMATION

**Superintendent:** Fr. Eric Olsen
**Principal:** Jennifer Dunn
**Athletic Director:** Eric Kessler
**NSAA Team Enrollment:**22
**Conference:** Goldenrod
**Head Coach:** Eric Kessler
**Assistant Coaches:** Dave Stricklin, Luke Wieseler
**Playoff Appearances:** 37
**Most Recent Playoff Appearance:** 2018
**State Champion:** D2/1995, D2/1996, D2/2009, D2/2015
**Runner-up:** D2/1988, D1/1998, D2/2008, D2/2012

## 2019 SCHEDULE

| Opponent | W/L | Score |
|---|---|---|
| Wynot | W | 50-6 |
| Clarkson/Leigh | W | 52-0 |
| Giltner | W | 86-20 |
| Osmond | W | 68-0 |
| Winside | W | 68-0 |
| Elgin Public/Pope John | W | 66-0 |
| Riverside | W | 50-0 |
| Plainview | W | 54-26 |
| Elgin Public/Pope John | W | 68-6 |
| Lawrence-Nelson | W | 60-14 |
| Plainview | W | 64-20 |
| Falls City Sacred Heart | W | 24-16 |

## 2019 ROSTER

| No. | Name | GR | POS Off/Def | HT | WT |
|---|---|---|---|---|---|
| 1 | Haustyn Forney | 11 | RB/S | 5'10" | 150 |
| 2 | Taylor Wemhoff | 12 | RB/DB | 5'10" | 165 |
| 3 | Spencer Engel | 10 | RB/DB | 5'9" | 145 |
| 4 | Landon Kush | 12 | TE/DB | 6'0" | 175 |
| 5 | Trevor Pfeifer | 12 | QB/S | 6'2" | 205 |
| 6 | Tanner Pfeifer | 10 | TE/DB | 6'1" | 170 |
| 7 | Justin Leifeld | 11 | FB/LB | 5'11" | 175 |
| 11 | Tyrel Wegener | 9 | FB/LB | 5'9" | 145 |
| 12 | Isaac Classen | 9 | FB/LB | 5'9" | 145 |
| 14 | Jaden Kosch | 9 | TE/DB | 5'11" | 160 |
| 24 | Kaden Hackerott | 12 | TE/DE | 5'11" | 180 |
| 25 | Evan Foltz | 12 | TE/LB | 6'2" | 240 |
| 28 | Kegan Hackerott | 9 | TE/DE | 6'2" | 155 |
| 31 | Austin Leifeld | 11 | FB/LB | 5'10" | 180 |
| 42 | Cael Classen | 9 | OG/DE | 5'9" | 150 |
| 44 | Dustin Olmer | 11 | TE/LB | 5'11" | 165 |
| 50 | Karter Welch | 11 | OG/DE | 5'11" | 230 |
| 55 | Dylan Wemhoff | 12 | OG/NT | 6'0" | 255 |
| 80 | Kolbe Classen | 12 | OG/DE | 6'1" | 210 |
| 86 | Sam McPhillips | 12 | C/DE | 6'0" | 225 |
| 88 | Tristen Classen | 10 | C/DE | 5'10" | 160 |
| 94 | Colten Wietfeld | 10 | OG/NT | 6'3" | 205 |

# Every year two teams suit up one last time for an epic battle in Kearney.

Welcome to the NSAA
6-Man Football Championship.

Check out **visitkearney.org** for more events, area attractions, restaurants, shopping and more!

KEARNEY
visitors bureau
NEBRASKA

308-237-3178

Kearney, where the Heartland gathers.

# Class D6

NSAA Football Bracket

**Quarterfinals • Nov. 8**

**Cody-Kilgore** (9-0) 57
vs.
**Arthur County** (7-2) 8

**Eustis-Farnam** (7-2) 16
vs.
**McCool Junction** (9-0) 63

**Creek Valley** (9-0) 58
vs.
**McPherson County/Stapleton** (5-4) 36

**Sioux County** (8-1) 72
vs.
**Harvard** (9-0) 78

**Semifinals**
**Nov. 15**

**Cody-Kilgore** (10-0) 28
vs.
**McCool Junction** (10-0) 40

**Semifinals**
**Nov. 15**

**Creek Valley** (10-0) 20
vs.
**Harvard** (10-0) 50

**CHAMPIONSHIP GAME**
Cope Stadium - UNK
Friday • Nov. 22 • 7:00 p.m.

**McCool Junction** (11-0)
vs.
**Harvard** (11-0)

**First Round, November 1**
Cody-Kilgore 100, Sumner-Eddyville-Miller 0
Arthur County 59, Heartland Lutheran 38
Eustis-Farnam 34, Red Cloud 33
McCool Junction 55, Crawford 40
Creek Valley 58, Wilcox-Hildreth 28
McPherson County/Stapleton 43, Maywood-Hayes Center 20
Sioux County 48, Sterling 8
Harvard 64, Spalding Academy 28

# 2018 Team Champions

**CLASS D6**
Wilcox-Hildreth

# MCCOOL JUNCTION Mustangs | Black/Gold | 11-0



## TEAM INFORMATION

**Superintendent:** Dr. Curtis Cogswell
**Principal:** Dade McDonald
**Athletic Director:** Guy Stark
**NSAA Team Enrollment:**31
**Conference:** Crossroads
**Head Coach:** Jarrod Weiss
**Assistant Coaches:** Scott Yates, Bill Hobbs, Jabe Wurtz, Dustin Arduser
**Playoff Appearances:** 12
**Most Recent Playoff Appearance:** 2018

## 2019 SCHEDULE

| Opponent | W/L | Score |
|---|---|---|
| Hampton | W | 1-0 |
| Humphrey/Lindsay Holy Family | W | 52-41 |
| Santee | W | 67-14 |
| Silver Lake | W | 63-15 |
| Sterling | W | 55-0 |
| Deshler | W | 85-8 |
| Lewiston | W | 73-19 |
| Dorchester | W | 66-12 |
| Crawford | W | 55-40 |
| Eustis-Farnam | W | 63-16 |
| Cody-Kilgore | W | 40-28 |

## 2019 ROSTER

| No. | Name | GR | POS Off/Def | HT | WT |
|---|---|---|---|---|---|
| 1 | Doniphan Tritt | 9 | RB/LB | 5'8" | 150 |
| 2 | Owen McDonald | 11 | RB/DB | 5'9" | 170 |
| 4 | John Harig | 9 | QB/DB | 5'7" | 103 |
| 7 | Dana Hobbs | 12 | QB/LB | 5'8" | 150 |
| 11 | Matthew Chan | 10 | RB/DB | 5'9" | 120 |
| 15 | Chase Wilkinson | 10 | RB/DB | 5'7" | 160 |
| 21 | Dylan Rieken | 10 | RB/LB | 5'10" | 145 |
| 30 | Kaeden Bristol | 11 | RB/LB | 6'0" | 180 |
| 44 | Jonah Barrow | 11 | RB/DE | 5'10" | 195 |
| 53 | Trenton Naber | 9 | OL/DT | 5'10" | 190 |
| 61 | Corbin Brown | 11 | OL/DT | 6'2" | 280 |
| 77 | Bradley Lewis | 11 | OL/DE | 5'10" | 195 |
| 83 | Gage Rhodes | 10 | OL/DE | 5'9" | 191 |
| 89 | Matthew Barrett | 12 | OL/DT | 6'0" | 340 |
| 93 | Kaden Kirkpatrick | 11 | OL/DT | 6'4" | 255 |
| 98 | Patrick Dietz | 11 | OL/DT | 6'3" | 250 |

# HARVARD Cardinals | Red/White | 11-0

## TEAM INFORMATION

**Superintendent:** Michael Derr
**Principal:** Neil Riley
**Athletic Director:** Blake Thompson
**NSAA Team Enrollment:**40
**Conference:** Twin Valley
**Head Coach:** Scott Trimble
**Assistant Coaches:** Terry Owens, Blake Bunner, Marcus Moe
**Playoff Appearances:** 10
**Most Recent Playoff Appearance:** 2018
**Runner-up:** C2/1986

## 2019 SCHEDULE

| Opponent | W/L | Score |
|---|---|---|
| Spalding Academy | W | 62-26 |
| Sumner-Eddyville-Miller | W | 67-13 |
| Silver Lake | W | 59-22 |
| Sterling | W | 57-34 |
| Lewiston | W | 72-21 |
| Heartland Lutheran | W | 60-14 |
| Red Cloud | W | 53-6 |
| Hampton | W | 1-0 |
| Spalding Academy | W | 64-28 |
| Sioux County | W | 78-72 |
| Creek Valley | W | 50-20 |

## 2019 ROSTER

| No. | Name | GR | POS Off/Def | HT | WT |
|---|---|---|---|---|---|
| 3 | Noah Okraska | 12 | QB/LB | 6'0" | 180 |
| 4 | Benjamin Okraska | 11 | TE/LB | 6'1" | 165 |
| 5 | Rodrigo Gonzalez Fernandez | 12 | WR/LB | 5'8" | 135 |
| 7 | Phoenix Sadd | 12 | C/LB | 5'9" | 150 |
| 10 | Ryan Harms | 12 | TE/LB | 6'1" | 150 |
| 11 | Colton Roberts | 12 | TE/LB | 6'0" | 155 |
| 15 | Ethan Piper | 11 | RB/DE | 6'0" | 160 |
| 16 | Ethan Lewellyn | 10 | TE/LB | 5'10" | 160 |
| 18 | Jose Gonzalez Jr. | 11 | RB/LB | 5'7" | 165 |
| 20 | David Reazola Martinez | 12 | RB/LB | 5'9" | 185 |
| 21 | Oscar Medina Guevara | 12 | RB/LB | 5'9" | 120 |
| 23 | Brett Dillman | 9 | TE/DE | 5'8" | 140 |
| 25 | Noah Roberts | 9 | QB/LB | 5'9" | 130 |
| 30 | Fernando Gonzalez Serrato | 11 | TE/DE | 5'9" | 190 |
| 33 | Jace Pelotte | 11 | TE/DT | 6'2" | 195 |
| 51 | Drayden Whetstine-Jones | 9 | C/LB | 5'9" | 155 |
| 53 | Eduardo Garcia | 12 | TE/LB | 6'0" | 150 |
| 56 | Cesar Ramirez-Guevara | 11 | OT/DT | 6'2" | 220 |
| 84 | Blaine Tessman | 9 | TE/DE | 5'10" | 165 |


cune.edu/ag
NEBRASKA'S COMPREHENSIVE AG PROGRAM.
In Concordia University, Nebraska's agricultural science program, you'll pitch in to solve actual problems not found in textbooks. You'll learn the main concepts of ag while working closely with local employers. Your experiences, coupled with a curriculum built on Concordia's Promises of a Lutheran Education, will equip you to be a responsible steward of God's resources.
CONCORDIA UNIVERSITY NEBRASKA

NSAA Football

# *Championship History*

**CLASS A**

2018-Omaha Burke (13-0) 24, Grand Island (10-3) 20
2017-Omaha North (12-1) 27 , Kearney (12-1) 20
2016-Bellevue West (13-0) 43, Omaha North (12-1) 6
2015-Millard North (11-2) 21, Millard West (12-1) 14
2014-Omaha North (13-0) 41,
Creighton Preparatory School (11-2) 0
2013-Omaha North (12-1) 23, Omaha Westside (11-2) 21
2012-Millard North (13-0) 17, Omaha North (10-3) 14
2011-Lincoln Southeast (12-1) 21, Omaha Burke (12-1) 9
2010-Millard North (11-2) 28, Millard South (11-2) 20
2009-Millard South (13-0) 45, Millard West (10-3) 17
2008-Millard West (13-0) 21, Millard South (9-4) 8
2007-Omaha Central (11-2) 26, Millard North (10-3) 21
2006-Kearney (12-1) 41, Omaha Westside (12-1) 21
2005-Millard North (12-1) 35, Lincoln Southwest (12-1) 14
2004-Creighton Preparatory School (12-1) 21,
Millard North (6-7) 7
2003-Millard North (13-0) 38,
Creighton Preparatory School (12-1) 7
2002-Lincoln Southeast (12-1) 7, Millard North (12-1) 6
2001-Millard West (12-1) 28, North Platte (11-2) 14
2000-Lincoln Southeast (13-0) 14,
Creighton Preparatory School (12-1) 7 OT
1999-Creighton Preparatory School (12-1) 27,
Millard West (10-3) 17
1998-Lincoln Southeast (12-1) 23, Millard West (11-2) 7
1997-Lincoln Southeast (13-0) 33,
Papillion-La Vista (10-3) 14
1996-Papillion-La Vista (13-0) 35, Millard South (10-3) 6
1995-Millard South (11-2) 28, Papillion-La Vista (11-2) 24
1994-Norfolk (12-0) 27, Omaha Benson (9-3) 19
1993-Hastings (12-0) 14, Lincoln Southeast (10-2) 7
1992-Lincoln Southeast (10-2) 17, Lincoln High (10-2) 0
1991-Lincoln Southeast (9-3) 21,
Creighton Preparatory School (11-1) 7
1990-Papillion-La Vista (12-0) 42, Grand Island (11-1) 21
1989-Creighton Preparatory School (11-1) 17,
Lincoln Southeast (11-1) 8
1988-Creighton Preparatory School (10-2) 24,
Lincoln Southeast (9-3) 21
1987-Creighton Preparatory School (11-1) 17,
Grand Island (9-3) 3
1986-Creighton Preparatory School (11-1) 14,
Fremont (10-2) 0
1985-Creighton Preparatory School (12-0) 45,
Papillion-La Vista (9-3) 7
1984-Omaha Central (11-1) 34, Omaha Burke (8-4) 14
1983-Creighton Preparatory School (10-2) 25,
Omaha Gross Catholic (9-3) 21
1982-Omaha Westside (12-0) 34,
Lincoln Northeast (9-3) 0
1981-Omaha Westside (12-0) 26,
Omaha Northwest (10-2) 14
1980-Creighton Preparatory School (12-0) 24,
Omaha Burke (11-1) 7
1979-Lincoln East (11-1) 7, Omaha Westside (10-2) 0
1978-Grand Island 31 (9-2-1),
Creighton Preparatory School (10-2) 7
1977-Lincoln Southeast (10-1) 23,
Creighton Preparatory School (10-2) 6
1976-Lincoln Southeast (8-1-2) 20,
Creighton Preparatory School (8-3) 10
1975-Lincoln East (10-0-2) 20, Omaha Westside (9-2) 9

**CLASS B**

2018-Omaha Skutt Catholic (13-0) 48, Scottsbluff (12-1) 27
2017-York (13-1) 31, Omaha Skutt Catholic (11-3) 0
2016-Elkhorn South (13-0) 34,
Omaha Skutt Catholic (10-3) 32
2015-Elkhorn South (13-0) 32, Aurora (12-1) 21
2014-Omaha Skutt Catholic (11-2) 40, Elkhorn (10-3) 10
2013-Omaha Skutt Catholic (12-1) 30, York (11-2) 0
2012-Omaha Gross Catholic (12-1) 14, Norris (10-3) 7
2011-Elkhorn (12-1) 26, Crete (12-1) 17
2010-Crete (13-0) 34, Elkhorn (10-3) 0
2009-Aurora (13-0) 34, Omaha Skutt Catholic (12-1) 21
2008-Aurora (12-1) 20, Beatrice (11-2) 14
2007-Crete (13-0) 14, McCook (12-1) 7 OT
2006-Crete (12-1) 28, Elkhorn (12-1) 14
2005-Omaha Skutt Catholic (13-0) 6, McCook (12-1) 0
2004-Lincoln Pius X (13-0) 14, McCook (12-1) 9
2003-McCook (13-0) 21, Omaha Roncalli Catholic (12-1) 0
2002-McCook (13-0) 39, Ralston (9-4) 14
2001-Seward (12-1) 35, Crete (11-2) 20
2000-Crete (10-3) 13, Scottsbluff (12-1) 3
1999-Elkhorn (13-0) 23, Scottsbluff (11-2) 8
1998-Lincoln Pius X (10-2) 39, Chadron (12-1) 14
1997-Lincoln Pius X (11-1) 47, Lexington (11-2) 8
1996-Elkhorn (13-0) 19, Crete (11-2) 14
1995-Lincoln Pius X (13-0) 24, Aurora (11-2) 7
1994-Hastings (10-2) 56, McCook (11-1) 16
1993-Columbus Scotus (13-0) 42, Adams Central (10-2) 24
1992-Elkhorn (13-0) 36, Lexington (11-1) 12
1991-Cozad (12-1) 17, Elkhorn (11-1) 6
1990-Mt. Michael Benedictine (11-1) 14,
Columbus Lakeview (12-1) 7
1989-Elkhorn (13-0) 33, Pierce (11-2) 17
1988-Blair (12-0) 26, Lexington (10-3) 14
1987-Broken Bow (11-2) 24, Elkhorn (12-1) 14
1986-Schuyler (13-0) 28, Aurora (10-3) 12
1985-Northwest (13-0) 35, Blair (11-1) 0
1984-Columbus Scotus (13-0) 10, Gothenburg (11-2) 6
1983-Platteview (11-2) 6,
Grand Island Central Catholic (11-1) 0
1982-Mt. Michael Benedictine (11-0) 38, O'Neill (9-2) 0
1981-Northwest (11-1) 55, Aurora (10-2) 0
1980-Waverly (11-1) 14, McCook (9-2) 7
1979-Norris (11-1) 20, Plattsmouth (10-2) 19
1978-Lincoln Pius X (10-0) 33, O'Neill (11-1) 14
1977-Minden (10-2) 21, Pierce (11-1) 7
1976-Schuyler (10-1) 16,
Grand Island Central Catholic (7-2-2) 15
1975-Lincoln Pius X (10-0) 27, Waverly (10-1) 0

**CLASS C1**

2018-Aurora (13-0) 49, Ord (11-2) 7
2017-Norfolk Catholic (13-0) 35,
Boone Central/Newman Grove (10-3) 0
2016-O'Neill (13-0) 39, Bishop Neumann (11-2) 22
2015-Columbus Scotus (12-1) 32,
Norfolk Catholic (12-1) 27
2014-Boone Central/Newman Grove (13-0) 54,
Ashland-Greenwood (12-1) 14
2013-Cozad (13-0) 47, Ashland-Greenwood (11-2) 21
2012-Norfolk Catholic (12-1) 24,
Boone Central/Newman Grove (11-2) 13
2011-Norfolk Catholic (13-0) 20, Platteview (11-2) 6
2010-Norfolk Catholic (13-0) 28, Pierce (11-2) 13
2009-Hastings St. Cecilia (13-0) 26,
Norfolk Catholic (12-1) 18
2008-Pierce (12-1) 20, Boys Town (12-1) 10
2007-Pierce (13-0) 34, Bishop Neumann (12-1) 28 OT
2006-Auburn (13-0) 28, Valentine (12-1) 27 2OT
2005-Norfolk Catholic (13-0) 20, Chase County (10-3) 13
2004-Norfolk Catholic (12-1) 26, Boone Central (12-1) 13
2003-Bishop Neumann (13-0) 8, Chase County (12-1) 7
2002-Bishop Neumann (13-0) 28, Gothenburg (10-3) 13
2001-Boone Central (12-1) 9, Pierce (12-1) 7
2000-Hastings St. Cecilia (13-0) 14,
Bishop Neumann (11-2) 0
1999-Norfolk Catholic (13-0) 35, Pierce (11-2) 7
1998-Norfolk Catholic (13-0) 27, Chase County (11-2) 6
1997-Aquinas Catholic (11-1) 26, Chase County (11-1) 14
1996-Milford (13-0) 14, Battle Creek (12-1) 12
1995-Milford (13-0) 21, Battle Creek (10-3) 10
1994-Aquinas Catholic (13-0) 29,
Battle Creek (10-2) 28 2OT
1993-Aquinas Catholic (12-1) 12,
Norfolk Catholic (11-2) 0
1992-Battle Creek (13-0) 50, Aquinas Catholic (8-4) 16
1991-Norfolk Catholic (12-1) 28, Battle Creek (11-1) 6
1990-Geneva (13-0) 57, Archbishop Bergan (11-2) 0
1989-Bennington (13-0) 29, Sutton (11-2) 20
1988-Sutton (13-0) 22, Battle Creek (9-2) 14
1987-Battle Creek (12-0) 12,
North Platte St. Patrick's (11-2) 0
1986-Battle Creek (12-0) 41, David City (11-2) 0
1985-North Platte St. Patrick's (13-0) 30,
Bishop Neumann (10-3) 12
1984-North Platte St. Patrick's (11-2) 26,
Norfolk Catholic (10-3) 0
1983-Norfolk Catholic (10-3) 7, Gibbon (11-2) 3
1982-Republican Valley (12-0) 25, Gibbon (11-1) 14
1981-Battle Creek (12-0) 17, Aquinas Catholic (10-2) 14
1980-Aquinas Catholic (11-1) 19,
Bishop Neumann (10-2) 9
1979-Archbishop Bergan (11-0-1) 20,
Grand Island Central Catholic (10-2) 12
1978-Pierce (10-2) 28, Bayard (11-1) 7
1977-Bishop Neumann (11-1) 29, Gibbon (11-1) 0
1976-Tekamah-Herman (11-0) 19, Centennial (10-1) 0
1975-Plainview (11-0) 6, Bishop Neumann (9-2) 3

**CLASS C2**

2018-Centennial (13-0) 29,
Norfolk Catholic (11-2) 28 (OT)
2017-Yutan (10-3) 27, Centennial (12-1) 6
2016-Wilber-Clatonia (13-0) 20, Crofton (10-3) 0
2015-Aquinas Catholic (12-1) 36, Oakland-Craig (11-2) 7
2014-Aquinas Catholic (12-1) 40,
Hartington Cedar Catholic (10-3) 6
2013-Doniphan-Trumbull (13-0) 32,
Aquinas Catholic (10-3) 13
2012-Aquinas Catholic (13-0) 35, Sutton (12-1) 20
2011-Aquinas Catholic (13-0) 27, Kearney Catholic (11-2) 13
2010-Hastings St. Cecilia (13-0) 17,
Archbishop Bergan (12-1) 14
2009-Ponca (13-0) 14,
Hartington Cedar Catholic (10-3) 13 OT
2008-Blue Hill (12-1) 14, Archbishop Bergan (10-3) 0
2007-Wakefield (13-0) 19, Blue Hill (12-1) 0
2006-Wakefield (13-0) 34, Blue Hill (12-1) 7
2005-Plainview (11-2) 21, Cambridge (10-3) 6
2004-North Platte St. Patrick's (12-1) 21, Stanton (12-1) 6
2003-Cambridge (13-0) 22, Crofton (12-1) 14
2002-Lawrence-Nelson (12-1) 14, Creighton (11-2) 7
2001-Lawrence-Nelson (13-0) 33,
Hartington Cedar Catholic (10-3) 21
2000-Laurel-Concord (13-0) 34, Amherst (10-3) 0
1999-Stromsburg (13-0) 33, Randolph (9-4) 0
1998-Cambridge (13-0) 50, Bloomfield (11-2) 14
1997-Cambridge (13-0) 50, Oakland-Craig (12-1) 14
1996-Cambridge (13-0) 35, Norfolk Catholic (11-2) 16
1995-Oakland-Craig (13-0) 27, Hastings St. Cecilia (12-1) 13
1994-Cambridge (13-0) 73, Laurel-Concord (12-1) 28
1993-Cambridge (13-0) 35, Hebron (10-2) 0
1992-Bloomfield (13-0) 21, Cambridge (12-1) 20
1991-Bertrand (13-0) 16, Bloomfield (9-3) 15
1990-Grant (12-0) 35, Bloomfield (10-3) 7
1989-Grant (13-0) 36, Osceola (9-3) 0
1988-Grant (10-2) 29, Yutan (12-1) 26
1987-Cambridge (13-0) 30, Norfolk Catholic (11-2) 0
1986-Clay Center (11-2) 13, Harvard (10-3) 7
1985-Grant (10-3) 37, Yutan (11-2) 36
1984-St. Mary's (13-0) 39, Grant (10-2) 15
1983-Henderson (13-0) 28, Hastings St. Cecilia (10-3) 0
1982-Coleridge (11-1) 20, Nelson (11-1) 12
1981-Henderson (13-0) 42, Coleridge (10-2) 20
1980-Grant (11-1) 24, Ewing (10-2) 14
1979-Grant (12-0) 34, Ansley (10-1) 6
1978-Grant (12-0) 35, Ansley (11-1) 14
1977-Ansley (11-0) 28, Republican Valley (10-2) 6
1976-St. Edward (10-0-1) 24, Alma (10-1) 6
1975-Grant (10-1) 30, Scribner (9-2) 7

**CLASS D, 11-MAN**

***Discontinued***

1978-Walthill (10-2) 36, Cambridge (10-1) 12
1977-Coleridge (11-1) 6, Bancroft (11-1) 0
1976-Wolbach (12-1) 26, Alliance St. Agnes (9-1) 8
1975-Nelson (10-0-1) 34, Lawrence (8-2) 7

**CLASS D1, EIGHT-MAN**

2018-Creighton (13-0) 32, Burwell (12-1) 30
2017-East Butler (11-2) 36, South Loup (12-1) 14
2016-Burwell (10-2) 47,
Guardian Angels Central Catholic (11-1) 18
2015-Bruning-Davenport-Shickley (13-0) 44,
Burwell (11-2) 30
2014-Hemingford (13-0) 52,
Bruning-Davenport-Shickley (11-2) 8

NSAA Football

# Championship History

2013-Exeter-Milligan (13-0) 20, Hemingford (12-1) 18
2012-Elgin Public/Pope John (13-0) 40, Exeter-Milligan (12-1) 14
2011-Elgin Public/Pope John (13-0) 44, Guardian Angels Central Catholic (11-2) 14
2010-Guardian Angels Central Catholic (12-1) 45, Creighton (12-1) 30
2009-Howells (12-1) 68, Giltner (11-2) 28
2008-Howells (13-0) 46, Axtell (9-4) 21
2007-Pope John (13-0) 39, Clarkson (10-3) 30
2006-Overton (12-1) 32, Bancroft-Rosalie (11-2) 8
2005-Howells (12-1) 46, Axtell (12-1) 6
2004-Howells (13-0) 43, Overton (11-2) 6
2003-Howells (13-0) 36, Overton (11-2) 15
2002-Howells (13-0) 24, Greeley/Wolbach (12-1) 14
2001-Howells (12-1) 34, Bloomfield (12-1) 20
2000-Howells (13-0) 38, Lawrence-Nelson (11-2) 14
1999-Bancroft-Rosalie (13-0) 42, Lawrence-Nelson (12-1) 14
1998-Mullen (12-1) 59, Humphrey St. Francis (11-2) 38
1997-Coleridge (11-2) 42, Ansley (9-4) 34
1996-Dodge (11-2) 42, Anselmo-Merna (11-2) 34
1995-Dodge (12-1) 30, Orchard (12-1) 25
1994-Dodge (13-0) 52, Overton (11-2) 33
1993-North Loup-Scotia (12-1) 47, Adams (12-1) 6
1992-Sterling (12-1) 22, Ansley (11-2) 6
1991-Sterling (13-0) 42, Ansley (11-2) 14
1990-Mullen (13-0) 44, Kenesaw (12-1) 34
1989-East Butler (13-0) 52, Bruning-Davenport (11-2) 40
1988-Spencer-Naper (12-0) 50, Ansley (9-3) 14
1987-Mead (13-0) 58, Ansley (12-1) 36
1986-Ansley (13-0) 40, Bancroft-Rosalie (12-1) 14
1985-Bancroft-Rosalie (12-1) 56, Sandhills (11-1) 20
1984-Leigh (12-0) 36, Ansley (9-3) 8
1983-Lawrence (13-0) 28, Humphrey (12-1) 26 OT
1982-Lawrence (12-0) 67, Ansley (11-1) 8
1981-Shelby (11-1) 36, Lawrence (11-1) 31
1980-Humphrey (12-0) 20, Lawrence (10-2) 7
1979-Beemer (12-0) 40, Spalding Academy (10-1) 20
1978-Beemer (12-0) 35, Dawson-Verdon (11-1) 28 2OT
1977-Adams (12-0) 22, Hampton (11-1) 0
1976-Wheatland (11-0) 38, Hampton (10-1) 32 2OT
1975-Adams (11-0) 44, Elgin (10-1) 30

**CLASS D2, EIGHT-MAN**

2018-Johnson-Brock (13-0) 56, Mullen (12-1) 26
2017-Bruning-Davenport-Shickley (13-0) 58, Blue Hill (12-1) 23
2016-Falls City Sacred Heart (11-1) 44, Twin Loup (11-1) 28
2015-Humphrey St. Francis (12-1) 22, Chambers/Wheeler Central (12-1) 20
2014-Exeter-Milligan (13-0) 40, Anselmo-Merna (12-1) 26
2013-Falls City Sacred Heart (13-0) 63, Stuart (11-2) 14
2012-Giltner (13-0) 42, Humphrey St. Francis (12-1) 26
2011-Sargent (13-0) 21, Howells (12-1) 18
2010-Howells (13-0) 46, Sargent (12-1) 7
2009-Humphrey St. Francis (13-0) 34, Hayes Center (11-2) 0
2008-Ewing (12-1) 49, Humphrey St. Francis (12-1) 24
2007-Chambers (12-1) 28, Elgin (12-1) 24
2006-Dodge (12-1) 28, Stapleton (12-1) 20
2005-Bruning-Davenport (13-0) 34, Sargent (12-1) 12
2004-Lindsay Holy Family (13-0) 36, Mullen (11-2) 18
2003-Mullen (13-0) 30, Lindsay Holy Family (11-2) 12
2002-St. Mary's (13-0) 22, Lindsay Holy Family (11-2) 8
2001-Lewiston (11-2) 34, Greeley (10-3) 32
2000-Lindsay Holy Family (12-1) 28, Sargent (12-1) 24
1999-Dodge (12-1) 34, Butte (11-2) 32
1998-Butte (13-0) 59, Loomis (9-4) 12
1997-Dodge (13-0) 28, North Loup-Scotia (12-1) 26
1996-Humphrey St. Francis (12-0) 37, Butte (12-1) 20
1995-Humphrey St. Francis (12-1) 31, Butte (12-1) 6
1994-Falls City Sacred Heart (12-0) 58, Elgin (10-2) 24
1993-Falls City Sacred Heart (13-0) 66, Clearwater (12-1) 34
1992-Falls City Sacred Heart (13-0) 44, Sumner-Eddyville-Miller (10-3) 14
1991-Falls City Sacred Heart (13-0) 41, Chambers (12-1) 20
1990-Falls City Sacred Heart (12-0) 44, Palmer (12-1) 16
1989-Falls City Sacred Heart (13-0) 56, Butte (10-2) 18
1988-Humboldt (13-0) 20, Humphrey St. Francis (12-1) 14
1987-Coleridge (13-0) 52, Sidney St. Patrick (10-2) 34
1986-Sidney St. Patrick (12-0) 35, Coleridge (11-2) 14
1985-Lawrence (13-0) 29, Coleridge (10-2) 24
1984-Giltner (13-0) 34, Greeley (12-1) 22
1983-Marquette (12-0) 12, Odell (10-3) 0
1982-Odell (12-0) 66, Hordville (11-1) 22
1981-Wheatland (11-1) 42, Decatur (7-3) 14
1980-Filley (11-1) 24, Greeley (11-1) 8
1979-Arthur (11-1) 30, Hildreth (10-2) 22

**CLASS D6, SIX-MAN**

2018-Wilcox-Hildreth (12-0) 52, Hay Springs (11-1) 40
1998-Milligan (11-1) 35, Benedict (9-2) 28
1997-Benedict (11-1) 65, Elba (11-1) 16
1996-Wolbach (11-1) 54, Milligan (11-1) 20
1995-Wolbach (12-0) 62, Prague (11-1) 47
1994-Arthur (11-0) 72, Hildreth (11-1) 42
1993-Spalding Academy (11-0) 54, Cedar Rapids (7-3) 20
1992-Cedar Rapids (10-1) 32, Lewellen (9-1) 6
1991-Bartley (11-0) 42, McPherson County (9-2) 22
1990-Lawrence (11-1) 27, Spalding Academy (8-2) 15
1989-Wolbach (10-2) 44, Loup County (9-1) 30
1988-Loup County (11-0) 44, Elgin (10-1) 22
1987-Guide Rock (11-0) 62, Farnam (10-2) 19

NSAA Football

# Championship Bests

**MOST TIMES IN PLAYOFFS**

Creighton Preparatory School, 41
Humphrey St. Francis, 37
Falls City Sacred Heart, 36
Norfolk Catholic, 35
Omaha Westside, 34
Aurora, 33
Battle Creek, 33
Grand Island, 33
McCook, 33
Bloomfield, 32
Cambridge, 32
Archbishop Bergan, 31
Lincoln Pius X, 31
Lincoln Southeast, 31
Pierce, 31
Chadron, 30
Elkhorn, 30
Omaha Burke, 29
Papillion-La Vista, 29
Aquinas Catholic, 28
Bishop Neumann, 28
Chase County, 28
Hastings St. Cecilia, 28
Mullen, 28
Oakland-Craig, 28
Columbus Scotus, 27
Hartington Cedar Catholic, 26
Kenesaw, 26
North Platte St. Patrick's, 26
Guardian Angels Central Catholic, 25
Kearney, 25
Millard North, 25
Randolph, 25
Amherst, 24
Bertrand, 24
Boys Town, 24
Coleridge, 24
Garden County, 24
Lourdes Central Catholic, 24
Sterling, 24
Wahoo, 24
Bancroft-Rosalie, 23
Centennial, 23
Gothenburg, 23
Gretna, 23
Hayes Center, 23
Millard West, 23
Omaha Gross Catholic, 23
Overton, 23
Adams Central, 22
Anselmo-Merna, 22
Bennington, 22
Crete, 22
East Butler, 22
Kearney Catholic, 22
Millard South, 22
Omaha Central, 22
Arapahoe, 21
Bellevue West, 21
Blair, 21
Blue Hill, 21
Creighton, 21
Sutton, 21
Elwood, 20
Lawrence-Nelson, 20
Omaha North, 20
Scottsbluff, 20
Waverly, 20
Wynot, 20
Ansley, 19
Beatrice, 19
Crofton, 19
Grand Island Central Catholic, 19
Hemingford, 19
Loomis, 19
Ogallala, 19
Omaha Skutt Catholic, 19
Pender, 19
Shickley, 19
Tri County, 19
Valentine, 19
Wallace, 19
Elm Creek, 18
Elmwood-Murdock, 18
Omaha Roncalli Catholic, 18
Palmer, 18
Ponca, 18
Ralston, 18
Burwell, 18
Alliance, 17
Dodge, 17
Eustis-Farnam, 17
Giltner, 17
Grant, 17
Leyton, 17
Lincoln Northeast, 17
Lindsay Holy Family, 17
Norfolk, 17
Stuart, 17
Wilber-Clatonia, 17
Auburn, 16
Butte, 16
Columbus, 16
Cozad, 16
Exeter-Milligan, 16
Gibbon, 16
Howells, 16
Lexington, 16
Lincoln Southwest, 16
Minden, 16
Ord, 16
Pope John, 16
Ravenna, 16
Shelby, 16
St. Mary's, 16
Broken Bow, 15
Elgin, 15
Fullerton, 15
Lawrence, 15
Lincoln East, 15
Milford, 15
Newcastle, 15
Northwest, 15
North Loup-Scotia, 15
North Platte, 15
Osmond, 15
Pleasanton, 15
Seward, 15
St. Paul, 15
York, 15
Arlington, 14
Axtell, 14
Crawford, 14
Fremont, 14
Friend, 14
Hastings, 14
Johnson-Brock, 14
Laurel-Concord, 14
Lewiston, 14
Medicine Valley, 14
Plainview, 14
Sargent, 14
Stromsburg, 14

Syracuse, 14
West Holt, 14
Wisner-Pilger, 14
Adams, 13
Beemer, 13
David City, 13
Diller-Odell, 13
Emerson-Hubbard, 13
Kimball, 13
Mead, 13
Mount Michael Benedictine, 13
St. Edward, 13
Sumner-Eddyville-Miller, 13
Alma, 12
Arnold, 12
Ashland-Greenwood, 12
Bridgeport, 12
Clearwater, 12
Columbus Lakeview, 12
Cross County, 12
Doniphan-Trumbull, 12
Ewing, 12
Hampton, 12
Malcolm, 12
Maxwell, 12
McCool Junction, 12
Plattsmouth, 12
Potter-Dix, 12
Prague, 12
Thayer Central, 12
Wayne, 12
Weeping Water, 12
Winside, 12
Boone Central, 11
Central City, 11
Chambers, 11
Clarkson, 11
Greeley, 11
High Plains Community, 11
Hildreth, 11
Humphrey, 11
Hyannis, 11
Louisville, 11
Norris, 11
Perkins County, 11
Republican Valley, 11
Scribner-Snyder, 11
Stanton, 11
Tekamah-Herman, 11

**CONSECUTIVE YEARS IN PLAYOFFS**

Falls City Sacred Heart, 33, (1987-present)
Bloomfield, 32, (1988-present)
Creighton Preparatory School, 25, (1995-present)
Humphrey St. Francis, 25, (1995-present)
Norfolk Catholic, 23, (1996-2018)
Elkhorn, 20, (1995-2014)
McCook, 20, (2000-present)
Aquinas Catholic, 19, (2001-present)
Chase County, 18, (1996-2013)
Creighton, 18, (2002-present)
Garden County, 18, (2002-present)
Mullen, 18, (2002-present)
Arapahoe, 17, (2002-2018)
Bellevue West, 17, (2003-present)
Guardian Angels Central Catholic, 17, (2003-present)
Hastings St. Cecilia, 17, (1999-2015)
Pierce, 17, (1998-2014)
Anselmo-Merna, 16, (2000-2015)
Aurora, 16 (2004-present)
Hartington Cedar Catholic, 16, (1999-2014)
Papillion-La Vista, 16, (1985-2000)
Burwell, 15, (2005-present)
Exeter-Milligan, 15, (2003-2017)
Hayes Center, 15, (1995-2009)
Pope John, 15, (1995-2009)
Archbishop Bergan, 14, (2002-2015)
Coleridge, 14, (1984-97)
Creighton Preparatory School, 14, (1976-89)
Crete, 14, (1998-2011)
Elmwood-Murdock, 14, (2000-13)
Omaha Westside, 14, (1995-2008)
Battle Creek, 13, (1984-96)
Blue Hill, 13, (2005-2017)
Howells, 13, (1999-2011)
Kearney Catholic, 13, (2002-2014)
Lindsay Holy Family, 13, (1997-2009)
Millard North, 13, (1995-2007)
Millard West, 13, (2007-present)
Overton, 13, (2002-2014)
Battle Creek, 12, (2007-present)
Bishop Neumann, 12, (2000-11)
Cambridge, 12, (2002-13)
Chadron, 12, (2003-2014)
Crofton, 12, (2002-13)
Giltner, 12, (2007-2018)
Gothenburg, 12, (2002-13)
Lawrence-Nelson, 12, (1999-2010)
Lincoln Southwest, 12, (2003-2014)
North Platte St. Patrick's, 12, (2008-present)
Oakland-Craig, 12, (2008-present)
Wilber-Clatonia, 12, (2008-present)
Sargent, 12, (2000-11)
Syracuse, 12, (2002-13)
Bancroft-Rosalie, 11 (2004-2014)
Boone Central, 11, (2001-11)
Boys Town, 11, (2000-10)
Cambridge, 11, (1990-2000)
Millard South, 11, (2002-12)
Ogallala, 11, (2006-2016)
Randolph, 11, (2009-present)
Shickley, 11, (1999-2009)
Wynot, 11, (2008-present)
Amherst, 10, (2000-09)
Bruning-Davenport-Shickley, 10 (2010-present)
Grand Island Central Catholic, 10, (2005-14)
Gretna, 10, (2008-2017)
Kearney, 10, (2010-present)
Kenesaw, 10, (2010-present)
Millard West, 10, (1996-2005)
North Platte, 10, (1995-2004)
Omaha Westside, 10, (2010-present)
Scottsbluff, 10, (2010-present)
Stanton, 10, (2002-11)
Sutton, 10, (2010-present)
Bruning-Davenport, 9, (2001-09)
Elkhorn South, 9, (2011-present)
Elm Creek, 9 (2011-present)
Lincoln Southeast, 9, (1995-2003)
Millard North, 9, (2009-2017)
North Loup-Scotia, 9, (1991-99)
Omaha Skutt Catholic, 9, (2011-present)
Ravenna, 9, (2004-12)
Beatrice, 8, (2010-2017)
Clarkson/Leigh, 8, (2012-present)
Dodge, 8, (2002-09)
Fullerton, 8, (2012-present)
Grand Island, 8, (2004-11)
Hastings, 8, (1993-2000)
Hemingford, 8, (2012-present)
Howells-Dodge, 8, (2012-present)
Lawrence-Nelson, 8, (2012-present)
Lourdes Central Catholic, 8, (2002-09)
McCook, 8, (1991-98)
Minden, 8, (2006-13)
Norfolk Catholic, 8, (1887-94)
Omaha Central, 8, (1995-2002)
Omaha Gross Catholic, 8, (1995-2002)
Omaha North, 8, (2012-present)
Pleasanton, 8, (2004-11)
Sterling, 8, (2006-13)
Stuart, 8, (2004-11)
Wahoo, 8, (2006-13)
Wahoo, 8, (1986-93)
Adams Central, 7, (2001-07)
Ashland-Greenwood, 7, (2009-2015)
Axtell, 7, (2004-10)
Bennington, 7, (2003-09)
Chadron, 7, (1995-2001)
East Butler, 7, (2002-08)
Ewing, 7, (2003-2009)
Grand Island, 7, (2013-present)
Humphrey St. Francis, 7, (1987-93)
Lawrence, 7, (1980-86)
North Platte St. Patrick's, 7, (2000-06)
Ogallala, 7, (1998-2004)
Omaha Skutt Catholic, 7, (2003-09)
Sandhills/Thedford, 7, (2013-present)
St. Mary's, 7, (2006-12)
Wallace, 7, (2002-08)
Winside, 7, (2004-10)

**MOST STATE CHAMPIONSHIPS**

Norfolk Catholic, 10
Creighton Preparatory School, 9
Howells, 9
Lincoln Southeast, 9
Aquinas Catholic, 8
Falls City Sacred Heart, 8
Grant, 8
Cambridge, 7
Dodge, 6
Lincoln Pius X, 6
Elkhorn, 5
Millard North, 5
Battle Creek, 4
Coleridge, 4
Crete, 4
Humphrey St. Francis, 4
Lawrence, 4
Omaha Skutt Catholic, 4
Wolbach, 4

**CONSECUTIVE STATE CHAMPIONSHIPS**

Falls City Sacred Heart, 6 (1989-94)
Howells, 6 (2000-05)
Creighton Preparatory School, 5 (1985-89)
Dodge, 4 (1994-97)
Cambridge, 3 (1996-98)
Grant, 3 (1978-80)
Grant, 3 (1988-90)
Howells, 3 (2008-10)
Norfolk Catholic, 3 (2010-12)
Aquinas Catholic, 2 (1993-94)
Aquinas Catholic, 2 (2011-12)
Aurora, 2 (2008-09)
Battle Creek, 2 (1986-87)
Beemer, 2 (1978-79)
Bishop Neumann, 2 (2002-03)
Cambridge, 2 (1993-94)
Crete, 2 (2006-07)
Elgin Public/Pope John, 2 (2011-12)
Hastings, 2 (1993-94)
Hastings St. Cecilia, 2 (2009-10)
Humphrey St. Francis, 2 (1995-96)
Lawrence, 2 (1982-83)
Lawrence-Nelson, 2 (2001-02)
Lincoln Pius X, 2 (1997-98)
Lincoln Southeast, 2 (1976-77)
Lincoln Southeast, 2 (1991-92)
Lincoln Southeast, 2 (1997-98)
McCook, 2 (2002-03)
Milford, 2 (1995-96)
Norfolk Catholic, 2 (1998-99)
Norfolk Catholic, 2 (2004-05)
North Platte St. Patrick's, 2 (1984-85)
Omaha Westside, 2 (1981-82)
Pierce, 2 (2007-08)
Sterling, 2 (1991-92)
Wakefield, 2 (2006-07)
Wolbach, 2 (1995-96)
Exeter-Milligan, 2 (2013-14)
Omaha North, 2 (2013-14)
Omaha Skutt Catholic, 2 (2013-14)
Aquinas Catholic, 2 (2014-2015)
Elkhorn South, 2 (2015-16)

**MOST TIMES IN FINALS**

Norfolk Catholic, 17
Creighton Preparatory School, 16
Lincoln Southeast, 12
Ansley, 11
Aquinas Catholic, 11
Cambridge, 10
Elkhorn, 10
Howells, 10
Battle Creek, 9
Bishop Neumann, 9
Grant, 9
Humphrey St. Francis, 9
Pierce, 9
Falls City Sacred Heart, 8
Millard North, 8
Omaha Skutt Catholic, 8
Aurora, 7
Coleridge, 7
Crete, 7
Lawrence, 7
McCook, 7
Omaha Westside, 7
Dodge, 6
Lincoln Pius X, 6
Millard West, 6

**CONSECUTIVE YEARS IN FINALS**

Falls City Sacred Heart, 6 (1989-94)
Howells, 6 (2000-05)
Aquinas Catholic, 5 (2011-2015)
Creighton Preparatory School, 5 (1985-89)
Dodge, 4 (1994-97)
Howells, 4 (2008-11)
Lawrence, 4 (1980-83)
Lawrence-Nelson, 4 (1999-2002)
McCook, 4 (2002-05)
Millard North, 4 (2002-05)
Norfolk Catholic, 4 (2009-12)
Omaha Skutt Catholic, 4 (2016-19)
Ansley, 3 (1977-79)
Ansley, 3 (1986-88)
Aquinas Catholic, 3 (1992-94)
Battle Creek, 3 (1986-88)
Battle Creek, 3 (1994-96)
Bloomfield, 3 (1990-92)
Blue Hill, 3 (2006-08)
Cambridge, 3 (1992-94)
Cambridge, 3 (1996-98)
Coleridge, 3 (1985-87)
Creighton Preparatory School, 3 (1976-78)
Exeter-Milligan, 3 (2012-2014)
Grant, 3 (1979-80)
Grant, 3 (1988-90)
Lincoln Southeast, 3 (1991-93)
Lindsay Holy Family, 3 (2002-04)
Millard South, 3 (2008-10)
Omaha North, 3 (2012-2014)
Papillion-La Vista, 3 (1995-97)

# Playoff Records

## SINGLE GAME RECORDS, TEAM

*(Note: One game performance during any playoff round qualify for one-game records.)*

### RUSHING YARDS

A-590, Millard North, 2003 (vs. Norfolk)
B-585, Lincoln Pius X, 2005 (vs. Gretna)
C1-558, Cozad, 2005 (vs. Kearney Catholic)
C2-525, Hastings St. Cecilia, 1995 (vs. Bertrand)
D1-621, Creighton, 2016 (vs. Lourdes Central Catholic)
D2-580, Falls City Sacred Heart, 1994 (vs. Beemer)
D6-503, Arthur, 1994 (vs. Hildreth)

### PASSING YARDS

A-406, Bellevue West, 2015 (vs. Norfolk)
B-392, Omaha Roncalli Catholic, 2018 (vs. Scottsbluff)
C1-370, Aurora, 2018 (vs. Wahoo)
C2-402, Archbishop Bergan, 2010 (vs. Aquinas Catholic)
D1-417, Lourdes Central Catholic, 2015 (vs. Bloomfield)
D2-427, Giltner, 2007 (vs. Hampton)
D6-433, Wolbach, 1994 (vs. Arthur)

### TOTAL OFFENSE

A-777, Bellevue West, 2016 (vs. Millard West)
B-630, Scottsbluff, 2018 (vs. Omaha Roncalli Catholic)
C1-613, Cozad, 2005 (vs. Kearney Catholic)
C2-698, Medicine Valley, 1980 (vs. Loomis)
D1-746. Creighton, 2016 (vs. Lourdes Central Catholic)
D2-711, Bertrand, 2012 (vs. Kenesaw)
D6-667, Arthur, 1994 (vs. Hildreth)

### POINTS SCORED ONE TEAM

A-77, Millard West, 2008 (vs. Omaha Northwest)
B-74 Lincoln Pius X, 2004 (vs. Omaha Roncalli Catholic)
C1-67, Battle Creek, 1992 (vs. Wood River)
C2-77, Norfolk Catholic, 2018 (vs. Archbishop Bergan)
D1-90, Creighton, 2016 (vs. Lourdes Central Catholic)
D2-90, Giltner, 2012 (vs. Hay Springs)
D6-100, Wilcox-Hildreth, 2018 (vs. Creek Valley)

### POINTS SCORED BOTH TEAMS

A-105, Bellevue West 63, Millard West 42
B-125, Beatrice 63, Omaha Gross Catholic 62 OT, 2007
C1-99, Wood River 61, Hebron 38, 1992
C2-109, Norfolk Catholic 77, Archbishop Bergan 32, 2018
D1-144, Creighton 90, Lourdes Central Catholic 54, 2016
D2-127, Bertrand 82, Kenesaw 45, 2012
D6-156, Wilcox-Hildreth 100, Creek Valley 56, 2018

## SERIES RECORDS, TEAMS

### RUSHING YARDS

A-1,674, Millard North, 2003
B-1,622, Lincoln Pius X, 1997
C1-1,972, Battle Creek, 1992
C2-1,720, Stanton, 2004
D1-1,989, Howells, 2009
D2-1,984, Mullen, 2003
D6-1,401, Wilcox-Hildreth, 2018

### TOTAL OFFENSE

A-2,249, Bellevue West, 2016
B-1,951, Lincoln Pius X, 1997
C1-2,074, Battle Creek, 1992
C2-2,116, Doniphan-Trumbull, 2013
D1-2,144, Howells, 2009
D2-2,562, Giltner, 2012
D6-2,038, Wilcox-Hildreth, 2018

### PASSING YARDS

A-1,032, Bellevue West, 2016
B-909, Omaha Skutt Catholic, 2009
C1-1,293, Aurora, 2018
C2-1,088, Archbishop Bergan, 2010
D1-1,293, Greeley/Wolbach, 2002
D2-1,725, Giltner, 2012
D6-1,015, Wolbach, 1995

### POINTS

A-216, Bellevue West, 2016
B-191, Omaha Skutt Catholic, 2018
C1-219, Battle Creek, 1992
C2-219, Cambridge, 1994
D1-290, Howells, 2009
D2-300, Giltner, 2012
D6-285, Wilcox-Hildreth, 2018

## LONGEST SCORING PLAYS

*(From Any Playoff Game)*

### TOUCHDOWN RUNS

A-94, Randee Johnson, Lincoln Northeast, 1977 (vs. Grand Island)
B-92, Taylor Kreifels, Lincoln Pius X, 2010 (vs. Gretna)
C1-99, Nate Meier, Pierce, 2012 (vs. Norfolk Catholic)
C2-97, Todd Burgason, Stromsburg, 1980
D1-79, Aaron Simonson, Mullen, 1995 (vs. Orchard)
D2-79, Jaron Nelson, Shickley, 2007 (vs. Sterling)
79, Brad Wright, Mullen, 2009 (vs. Lynch)
D6-79, Les Delka, Guide Rock, 1987 (vs. Farnam)

### TOUCHDOWN PASS PLAYS

A-97, Jeff Lenser to Terry Thomas, Omaha Burke, 1984 (vs. Lincoln Southeast)
B-97, Christian Dudzik to Jacob Smith, Omaha Skutt Catholic, 2009 (vs. Blair)
C1-90, Myles Vrbka to David Engelhaupt, Norfolk Catholic, 2015 (vs. Columbus Scotus)
90, Adam Wasserman to Tanner Novotny, Fairbury, 2016 (vs. Boys Town)
C2-91, Joey Spellerberg to Travis Brown, Archbishop Bergan, 2007 (vs. East Butler)
D1-78, Jed Dimon to Mark Augustin, Axtell, 1988 (vs. Ansley)
D2-79, Seth Brummels to Billy Legate, Clearwater, 1993 (vs. Butte);
79, Guy Fenske to Jed Fenske, Sargent, 2010 (vs. Pleasanton)
D6-79, Scott Franzen to Craig Widick, Farnam, 1988 (vs. Bartley)
79, Tim Reilly to John Reilly, Spalding Academy, 1993 (vs. Cedar Rapids)

### FIELD GOAL

A-59, Chris McClanthan, Millard South, 1999 (vs. Lincoln East)
B-49, Ryan Larson, Scottsbluff, 1999 (vs. Alliance)
49, Alex Schiefelbein, Elkhorn, 2016 (vs. Norris)
C1-57, Drew Farlee, Norfolk Catholic, 2010 (vs. Wahoo)
C2-58, Drew McClellen, North Platte St. Patrick's, 2013 (vs. Cambridge)
D1-47, Kory Kindler, Alma, 2011 (vs. North Central)
D2-57, Leo Lauko, Emerson-Hubbard, 2014 (vs. Falls City Sacred Heart)
D6-42, Kaleb Gonzales, Minatare, 2018 (vs. Hyannis)

### INTERCEPTION RETURNS

A-100, Jon Sims, Bellevue East, 2004 (vs. Millard South)
100, Zach Leinbaugh, Millard West, 2009 (vs. Lincoln Southwest)
B-100, Mark Blazek, Raymond Central, 1983 (vs. Sidney)
C1-99, Damon Schmadeke, Albion, 1990 (vs. Wood River)
C2-98, Bill Jackman, Grant, 1980 (vs. Mead)
98, Austin Woockman, Crofton, 2011 (vs. Perkins County)
D1-80, Tyler Hamel, Arapahoe, 2005 (vs. Eustis-Farnam)
D2-80, BJ Cooper, Banner County, 2006 (vs. Spalding)
80, Quincy Opela, Stapleton, 2006 (vs. Spencer-Naper)
80, Austin Kaczor, Ewing, 2007 (vs. Loomis)
D6-56, John Dunn, Monroe, 1996 (vs. Bradshaw)

### KICKOFF RETURNS

A-94, Tye Goode, Lincoln Southeast, 1993 (vs. Creighton Preparatory School)
94, Darius Evans, Millard West, 2008 (vs. Millard South)
B-99, Jake Reiss, Crete, 2000 (vs. Gretna)
99, Justin Coleman, Beatrice, 2007 (vs. Waverly)
C1-97, Chris Ott, Logan View, 1996 (vs. Mt. Michael Benedictine)
97, Dalton Sealey, Hastings St. Cecilia, 2009 (vs. Battle Creek)
C2-97, Kirk Peterson, Lawrence-Nelson, 2001 (vs. Amherst)
D1-79, Russ Kohr, Leigh, 1983 (vs. Stuart)
79, Bill Kucera, Lawrence, 1982 (vs. Ansley)
79, Ben Hansen, Cedar Bluffs, 1999 (vs. Bancroft-Rosalie)
79, Matt Davenport, Overton, 2003 (vs. Greeley/Wolbach)

D2-79, Kelly Haecker, Odell, 1982 (vs. Hordville)
79, Shawn Daly, Kenesaw, 1992 (vs. Butte)
79, Seth Bolling, Clearwater, 1994 (vs. Elgin)
79, Jess Temme, Petersburg, 1996 (vs. Humphrey St. Francis)
79, Tyler Kester, Clearwater, 2002 (vs. Pope John)
79, Danny Pelster, Pope John, 2002 (vs. Clearwater)
79, Brett Cross, Banner County, 2008 (vs. Anselmo-Merna)
79, Bret Carlson, Shickley, 2008 (vs. Wynot)
79, Tyler Schnitzler, Kenesaw, 2012 (vs. Hayes Center)
79, Cody Aspenleiter, Medicine Valley, 2013 (vs. Shelton)
D6-79, Casey Hemje, Hildreth,1996 (vs. Arthur)

### FUMBLE RECOVERY RETURNS

A-85, Spencer Edwards, Lincoln Southeast, 2009 (vs. Lincoln Northeast)
B-90, Alex Rodgers, Omaha Roncalli Catholic, 2018 (vs. Scottsbluff)
C1-68, Andy Juranek, Aquinas Catholic, 1993 (vs. Yutan)
C2-97, Devan Weyer, Southern, 2003 (vs. Elmwood-Murdock)
D1-76, Clayton Kneifel, Newcastle, 1991 (vs. Sterling)
D2-79, Jaylon Sturdivant, Maxwell, 2014 (vs. Bertrand)
D6-75, Jeremy Van Slyke, Arcadia, 1993 (vs. Hildreth)

### PUNT RETURNS

A-93, John McLeay, Creighton Preparatory School, 1999 (vs. Millard West)
B-92, Brian Gibson, McCook, 1994 (vs. Sidney)
C1-88, Devin Neal, Norfolk Catholic, 2008 (vs. North Bend Central)
C2-96, Jeff Friesner, Stromsburg, 1987 (vs. Dorchester)
D1-77, Nels Nelson, Bancroft-Rosalie, 1996 (vs. Mead)
D2-75, Jacob Davenport, Sargent, 2005 (vs. Loomis)
D6-75, Jeremy VanSlyke, Arcadia, 1993 (vs. Hildreth)
75, Brandon Holtorf, Prague, 1998 (vs. Elba)

## SINGLE GAME RECORDS, INDIVIDUAL

*(One-game performances during any round of the playoffs.)*

### TOUCHDOWNS

A-7, Jaylin Bradley, Bellevue West, 2016 (vs. Millard West)
B-6, Matt Berry, McCook, 2007 (vs. Hastings)
6, Jarod Epperson, Omaha Skutt Catholic, 2018 (vs. Scottsbluff)
C1-6, Todd Uhlir, Battle Creek, 1992 (vs. Kimball)
6, Scott Frost, Wood River, 1992 (vs. Hebron)
C2-6, Phil Rohde, Ansley, 1977 (vs. Hemingford)
6, Justin Makovicka, East Butler, 2004 (vs. Sutton)
D1-8, Cory Eikmeier, Dodge, 1996 (vs. Friend)
8, Tyler Schnitzler, Kenesaw, 2011 (vs. Garden County)
8, Garett Allemang, Neligh-Oakdale, 2015 (vs. Pender)
D2-8, Kyle Hawthorne, Giltner, 2012 (vs. Hay Springs)
D6-8, Scott Franzen, Farnam, 1987 (vs. Big Springs)
8, Cody Strong, Monroe, 1995 (vs. McCool Junction)

### FIELD GOALS

A-3, Jake McCarthy, North Platte, 2001 (vs. Lincoln East)
3, Josh Gable, Kearney, 2008 (vs. Omaha Westside)
3, Danny Hamilton, Omaha Westside, 2010 (vs. Lincoln Northeast)
B-3, Ryan Larson, Scottsbluff, 1999 (vs. Alliance)
C1-4, Jake Wesch, North Bend, 2001 (vs. Fairbury)
C2-3, Clinton Jones, Hebron, 1993 (vs. Genoa)
3, Drew McClellen, North Platte St. Patrick's, 2013 (vs. Cambridge)
D1-3, Kory Kindler, Alma, 2011 (vs. North Central)
D2-2 Jeff Mannlein, Sargent, 2003 (vs. Kenesaw)
D6-3, Tim Karmazin, Lawrence, 1990 (vs. Greeley)

### TOUCHDOWN PASSES THROWN

A-5, Jason Cahill, Papillion-La Vista, 1990 (vs. Omaha Westside)
5, Jadyn Kowalski, Bellevue West, 2015 (vs. Norfolk)
5, A.J. Hubner, Creighton Preparatory School, 2016 (vs. Millard North)
B-5, Ryan Woodard, Omaha Roncalli Catholic, 1994 (vs. Crete)
5, Stewart Cemer, Blair, 2018 (vs. Northwest)
5, Sabastian Harsh, Scottsbluff, 2018 (vs. Omaha Roncalli Catholic)
C1-6, Baylor Scheierman, Aurora, 2018 (vs. Arlington)
C2-6, Austin Endorf, North Bend Central, 2018 (vs. Wilber-Clatonia)
D1-8, Nate Most, Giltner, 2009 (vs. Palmer)
D2-7, Jake Findley, Giltner, 2012 (Vs. Hay Springs)
D6-8, Casey Tobiassen, Hildreth, 1994 (vs. Spalding Academy)

### TOUCHDOWN PASSES CAUGHT

A-4, Zion Perry, Lincoln High, 2016 (vs. Bellevue West)
B-5, Keegan Reifschneider, 2018 (vs. Omaha Roncalli Catholic)
C1-4, Jordan Stevenson, Aurora, 2018 (vs. Gothenburg)
C2-4, Lucas Vogt, BRLD, 2018 (vs. Freeman)
D1-5, Blake Maaske, Arapahoe, 2005 (vs. Elwood)
D2-7, Kyle Hawthorne, Giltner, 2012 (vs. Hay Springs)
D6-5, Kevin Hallam, Hildreth, 1994 (vs. Spalding Academy)

### POINTS SCORED

A-42, Jaylin Bradley, Bellevue West, 2016 (vs. Millard West)
B-38, Jarod Epperson, Omaha Skutt, 2018 (vs. Scottsbluff)
C1-38, Todd Uhlir, Battle Creek, 1992 (vs. Kimball)
C2-36, Phil Rohde, Ansley, 1978 (vs. Hemingford)
36, Justin Makovicka, East Butler, 2004 (vs. Sutton)
D1-48, Darwin Snyder, Winnebago, 1984 (vs. Lawrence)
48, Cory Eikmeier, Dodge, 1996 (vs. Friend)
48, Tyler Schnitzler, Kenesaw, 2011 (vs. Garden County)
D2-50, Kyle Hawthorne, Giltner, 2012 (vs. Hay Springs)
D6-51, Cody Strong, Monroe, 1995 (vs. McCool Junction)

### RUSHING YARDS

A-496, Jaylin Bradley, Bellevue West, 2016 (vs. Millard West)
B-365, Chris Busby, Scottsbluff, 2018 (vs. Omaha Roncalli Catholic)
C1-445, Eric Love, Cozad, 2005 (vs. Kearney Catholic)
C2-357, Dylan Kautz, Norfolk Catholic, 2018 (vs. Archbishop Bergan)

D1-406, Stephan Rush, Anselmo-Merna, 2007 (vs. Wauneta-Palisade)
D2-451, Jaylon Sturdivant, Maxwell 2014 (vs. Medicine Valley)
D6-390, Ehproen Lovato, Minatare, 2018 (vs. Walthill)

### PASSING YARDS

A-406, Jadyn Kowalski, Bellevue West, 2015 (vs. Norfolk)
B-368, Ryan Woodard, Omaha Roncalli Catholic, 1994 (vs. Crete)
C1-349, Mitch Carlson, Central City, 2015 (vs. Wilber-Clatonia)
C2-384, Riley Gross, Archbishop Bergan, 2010 (vs. Aquinas Catholic)
D1-417, Hayden Miller, Lourdes Central Catholic, 2015 (vs. Bloomfield)
D2-427, Nate Most, Giltner, 2007 (vs. Hampton)
D6-416, Kyle Grossart, Wolbach, 1994 (vs. Arthur)

### RECEIVING YARDS

A-228, Paul Parr, Omaha Gross Catholic, 1983 (vs. Creighton Preparatory School)
B-229, Quincy Nichols, Blair, 2018 (vs. Northwest)
C1-204, Nathan Johnson, Wood River, 1996 (vs. Gothenburg)
C2-224, Mitchell Ruybalid, Blue Hill, 2012 (vs. Kimball)
D1-214, Cody Calhoun, Maxwell, 2008 (vs. Elwood)
D2-285, Bryson Studnicka, Clay Center, 2006 (vs. St. Edward)
D6-202, Cletus Caudill, Wolbach, 1994 (vs. Arthur)

## SERIES RECORDS, INDIVIDUAL

### RUSHING YARDS

A-1,190, Jaylin Bradley, Bellevue West, 2016
B-834, Jarod Epperson, Omaha Skutt, 2018
C1-1,229, Todd Uhlir, Battle Creek, 1992
C2-978, Dylan Kautz, Norfolk Catholic, 2018
D1-1,327, Clint Belina, Howells, 2009
D2-1,233, Steven Dent, Mullen, 2003
D6-976, AJ Jenkins, Wilcox-Hildreth, 2018

NSAA Football

# *Playoff Records*

### PASSING YARDS
A-999, Joe Dolincheck, Bellevue West, 2016
B-909, Christian Dudzik, Omaha Skutt Catholic, 2009
C1-1,247, Baylor Scheierman, Aurora, 2018
C2-1,088, Riley Gross, Archbishop Bergan, 2010
D1-1,293, Bryan Dutcher, Greeley/Wolbach, 2002
D2-1,725, Jake Findley, Giltner, 2012
D6-973, Kyle Grossart, Wolbach, 1995

### RECEIVING YARDS
A-433 Sylvo Johnson, Bellevue West, 2016
B-407, Kirk Penner, Aurora, 1986
C1-370, Ryan Zabawa, Norfolk Catholic, 1991
C2-527, Matt Davison, Tecumseh, 1996
D1-434, Shay Hinrichs, Giltner, 2009
D2-713, Kyle Hawthorne, Giltner, 2012
D6-455, Ade Allen, Wolbach, 1995

### TOTAL OFFENSE
A-1,190, Jaylin Bradley, Bellevue West, 2016
B-1,128, Christian Dudzik, Omaha Skutt Catholic, 2009
C1-1,275, Baylor Scheierman, Aurora, 2018
C2-1,258, Riley Gross, Archbishop Bergan, 2010
D1-1,362, Clint Belina, Howells, 2009
D2-1,913, Jake Findley, Giltner, 2012
D6-1,544, Kyle Grossart, Wolbach, 1995

### TOUCHDOWNS
A-24, Jaylin Bradley, Bellevue West, 2016
B-17, Jarod Epperson, Omaha Skutt, 2018
C1-22, Todd Uhlir, Battle Creek, 1992
C2-18, Dylan Kautz, Norfolk Catholic, 2018
D1-25, Clint Belina, Howells, 2009
D2-22, Steven Dent, Mullen, 2003
D6-24, AJ Jenkins, Wilcox-Hildreth, 2018

### TOUCHDOWN PASSES
A-11, Jadyn Kowalski, Bellevue West, 2015
B-10, Mike Wahlstrom, Chadron, 1998
C1-18, Baylor Scheierman, Aurora, 2018
C2-10, Riley Gross, Archbishop Bergan, 2010
10, Riley Wiltfong, Doniphan-Trumbull, 2012
10, Cole Mitchell, Oakland-Craig, 2015
D1-18, Dalton Bohac, East Butler, 2017
D2-28, Jake Findley, Giltner, 2012
D6-17, Kyle Grossart, Wolbach, 1995

### TOUCHDOWN PASSES CAUGHT
A-5, Brett Maher, Kearney, 2007
B-6, Kirk Penner, Aurora, 1986
6, Keegan Reifschneider, Scottsbluff, 2018
C1-6, Steve Denn, Norfolk Catholic, 1983/1985
6, Jordan Stevenson, Aurora, 2018
C2-8, Nathaniel Armon, Doniphan-Trumbull, 2012
D1-8, Blake Maaske, Arapahoe, 2005
D2-15, Kyle Hawthorne, Giltner, 2012
D6-9, Ade Allen, Wolbach, 1995

### POINTS SCORED
A-144, Jaylin Bradley, Bellevue West, 2016
B-104, Jarod Epperson, Omaha Skutt, 2018
C1-150, Todd Uhlir, Battle Creek, 1992
C2-91, John Kroeker, Henderson, 1983
D1-178, Clint Belina, Howells, 2009
D2-156, Steven Dent, Mullen, 2003
D6-144, AJ Jenkins, Wilcox-Hildreth, 2018

### FIELD GOALS
A-4, Jake McCarthy, North Platte, 2001
4, Andy Bayne, Millard North, 2012
B-5, Ryan Larson, Scottsbluff, 1999
C1-5, Jake Wesch, North Bend, 2001
5, Bryce Miller, Norfolk Catholic, 2005
5, Tyler Daake, Norfolk Catholic, 2006
C2-5, Clinton Jones, Hebron, 1993
D1-3, Colson Simmons, Pope John, 2004;
3, Kory Kindler, Alma, 2011
D2-2, Lonnie Mazour, Lawrence, 1986
D6-3, Tim Karmazin, Lawrence, 1990


Southeast
COMMUNITY COLLEGE

*Your Path to Possible*

**Classroom building, Beatrice**
**Opening August 2020**

**Health Sciences facility, Lincoln**
**Opening Late 2020**

**Diesel Technology/Welding, Milford**
**Opening January 2020**

**Transformation in progress**
SCC expanding its capacity to produce a qualified workforce
**www.southeast.edu**