"NSAA activities...the other half of education."

GIRLS BASKETBALL

NSAA STATE CHAMPIONSHIPS

MARCH 5-7, 2020 / LINCOLN

$4

Dear Friends:

Welcome to another competition of Nebraska's state championship games!

Congratulations to the students who have qualified for this year's championship. You should all be proud of the hard work and determination that have propelled you to this point.

Your achievement as a championship competitor has been made possible by the support you've received along the way. Be sure to thank everyone who has helped you get here. I want to extend my personal gratitude to coaches, parents, and guardians who have invested in our talented young Nebraskans.

Extracurricular activities like these give students the skills and abilities to ensure success long after they finish school. There are few better settings to develop character than in extracurricular contests. These competitions encourage our students to dream big, persevere, and work as a team.

Win or lose, I hope that this competition provides you with friendships and memories that are lifelong. Best wishes for a safe and successful competition!

Sincerely,

Pete Ricketts
Governor

"High school activities, the other half of education!"

Congratulations to the student participants, their parents, and the schools they represent on qualifying for the NSAA state championship activities. We welcome you and applaud your hard work and dedication. The time, effort, and commitment you have put into your activity has paid off and you should be very proud of this accomplishment.

The Nebraska School Activities Association is proud of the educational based activities that we provide to our schools for our students. Our mission is to promote the high ideals of citizenship, fair competition, sportsmanship, and teamwork in an effort to complement our member schools' curricular programs.

Perhaps cliché, but definitely true, today's students are tomorrow's leaders. Events like our championships help to form these leaders by instilling values and leadership qualities while rounding out their educational experiences.

None of this would be possible without the incredible dedication and commitment of the many outstanding teachers, coaches, and administrators throughout Nebraska. These educators, together with strong support from parents, patrons, and fans like you, provide our children a solid foundation for their future success.

Once again, congratulations, and good luck!

Jay Bellar
NSAA Executive Director

*"**NSAA** activities...the other half of education."*

GIRLS BASKETBALL

NSAA STATE CHAMPIONSHIPS
MARCH 5-7, 2020
LINCOLN

Thursday, March 5

	Pinnacle Bank Arena	Devaney Sports Center	Lincoln North Star	Lincoln Southwest
9:00 a.m.	Class B	Class C1	Class D2	Class D1
10:45 a.m.	Class B	Class C1	Class D2	Class D1
2:00 p.m.	Class A	Class C1	Class C2	Class D1
3:45 p.m.	Class A	Class C1	Class C2	Class D1
7:00 p.m.	Class A	Class B	Class C2	Class D2
8:45 p.m.	Class A	Class B	Class C2	Class D2

Friday, March 6

	Pinnacle Bank Arena	Devaney Sports Center
9:00 a.m.	Class C1	Class D1
10:45 a.m.	Class C1	Class D1
2:00 p.m.	Class B	Class D2
3:45 p.m.	Class B	Class D2
7:00 p.m.	Class A	Class C2
8:45 p.m.	Class A	Class C2

Saturday, March 7

Championship Finals

Pinnacle Bank Arena

9:00 a.m.	Class D1
11:00 a.m.	Class C1
1:00 p.m.	Class B
4:30 p.m.	Class D2
6:30 p.m.	Class A
8:30 p.m.	Class C2

Third Place

Lincoln East

9:00 a.m.	Class D2
11:00 a.m.	Class D1
1:00 p.m.	Class C2
3:00 p.m.	Class C1

CHAMPIONSHIP SITES

NSAA EXECUTIVE DIRECTOR
Jay Bellar

CHAMPIONSHIP DIRECTOR
Jon Dolliver,
NSAA Assistant Director

PHYSICIANS
Dr. Tim Dalton
Dr. Dennis Hodge
Kellie Larson, PA
Dr. John Majerus
Dr. Ross Mathiasen
Dr. Kody Moffatt
Dr. Hank Newburn
Dr. Natalie Ronshaugen
Dr. Janet Sellon
Dr. Jason Suma
Dr. Brad Vasa

NSATA ATHLETIC TRAINERS
Melissa Bulin
Deena Curtis
Becky Docter
Justin Eggleston
Chance Hohensee
Crystal Kjar
Nicole Lee
Catherine Lewis
Rob Marshall
Mac McCuiston
Andrew Sheridan
Mike Sloup
Becky Sullivan
Rebecca Townsend
Shelly Urkoski
Tyler Vrba

NATIONAL ANTHEM SINGERS
Saturday, March 7
Session 7 – Aquinas Catholic High School Octet
Session 8 – Grace Khayati of Papillion-La Vista High School

2020 NSAA GIRLS BASKETBALL CHAMPIONSHIP OFFICIALS
Colton Albrecht, North Platte
Ben Anderson, McCook
Kelsey Appleby, Lincoln
Jeffrey Bracht, Lincoln
Eric Ceder, Monroe
Allen Christensen, Humphrey
Clint Dennis, Wisner
Aaron Dueker, Lincoln
Brock Ehler, Scottsbluff
Jay Ehler, Sidney
Andrew Fitzke, Lincoln
Preston Foster, Gothenburg
James Hempel, Jr., Lavista
Brad Hoffmann, Norfolk
Ty Hughes, Bennington
Alex Johnson, Colon
Randy Kluender, Valentine
Brady Lollman, Hastings
Greg Maschman, Lincoln
Mary McGee, Elkhorn
Jeremy McHugh, Murdock
Brent McNurlin, Papillion
Lyle Mead, Omaha
D. Brian O'Neal, Omaha
Kyle Poore, Lincoln
Dean Riedel, Kearney
Isaak Russell, Louisville
Scott Schukar, Overton
Paul Sorgen, Omaha
Ty Starks, Omaha
Brent Thelander, Grant
Nathaniel Wagner, Lincoln
Matthew Wallace, Sidney
Tim Washburn, Lincoln
Erich Whitemore, Fremont
Ryan Wolf, Papillion

HOSPITALITY
All qualifying teams are treated to a pizza party during their stay in Lincoln. Pizza is provided by Valentino's, the Lincoln Convention and Visitor's Bureau, NSAA, Lincoln Pepsi Cola, and Pinnacle Bank Arena.



Relive all of the exciting action from the

2020 NSAA STATE GIRLS BASKETBALL FINALS with your own DVD copy !

$19.95 PLUS TAX, SHIPPING & HANDLING

call 1-800-868-1868
visit netNebraska.org

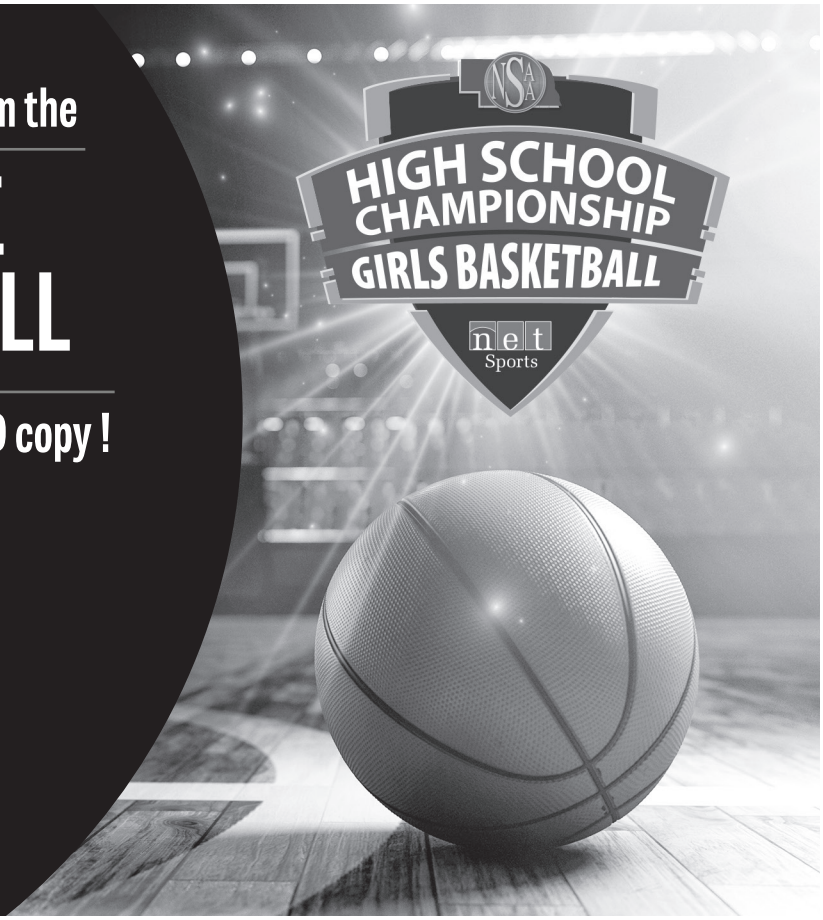

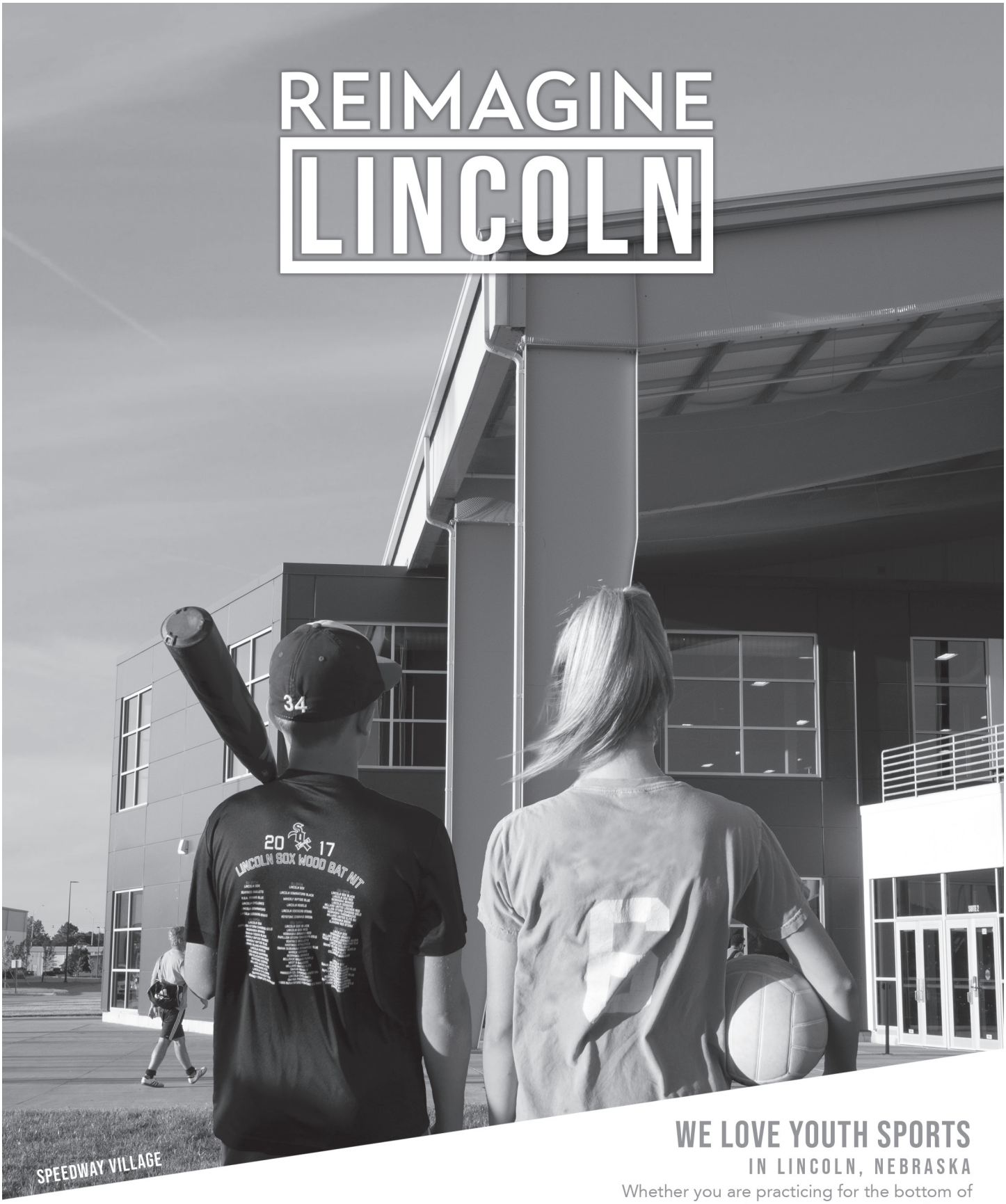

WE LOVE YOUTH SPORTS
IN LINCOLN, NEBRASKA

Whether you are practicing for the bottom of the ninth bases loaded or digging one for set point. We have the perfect venues for sports of all kinds. Our new premier multi-sports facility, Speedway Village, is a game changer for your league or special event.

LINCOLN CONVENTION AND VISITORS BUREAU

LINCOLN.ORG/NSAA

MIDLAND UNIVERSITY

Schedule your visit at ***midlandu.edu***

FIND YOUR PURPOSE

When students choose Midland University, they become a part of something bigger than themselves. They enter into a 135-year history of purpose, achievement, and leadership. Midland is a place where students are known by name – and by their dreams.

Midland meets students at the intersection of their talents and passions, and the needs of the world, where their life purpose is not only identified but refined and fulfilled.

Why Midland?

- ***15:1 Student-Faculty Ratio***
- ***Nebraska's Largest Athletic Department***
- ***4-Year Graduation Guarantee***
- ***Midland 1:1 Digital Experience, Providing iPads for Every Undergraduate Student***

CLASS A

NSAA Girls Basketball Bracket

Pinnacle Bank Arena • March 5 • 2:00 pm

#1
Millard South
Patriots (26-1) 45.2593

vs.

#8
Lincoln Southwest
Silver Hawks (18-8) 42.4615

Pinnacle Bank Arena • March 5 • 3:45 pm

#4
Lincoln Pius X
Thunderbolts (23-1) 44.6667

vs.

#5
North Platte
Bulldogs (19-4) 43.7826

Pinnacle Bank Arena • March 5 • 7:00 pm

#2
Omaha Westside
Warriors (22-4) 44.8462

vs.

#7
Fremont
Tigers (17-6) 42.5652

Pinnacle Bank Arena • March 5 • 8:45 pm

#3
Lincoln East
Spartans (22-3) 44.8400

vs.

#6
Papillion-La Vista
Monarchs (20-5) 43.0000

Semifinals
Pinnacle Bank Arena • March 6 • 7:00 pm

Winner Game 1

Winner Game 2

Semifinals
Pinnacle Bank Arena • March 6 • 8:45 pm

Winner Game 3

Winner Game 4

Finals
Pinnacle Bank Arena • March 7 • 6:30 pm

Winner Game 5

Winner Game 6

Champion

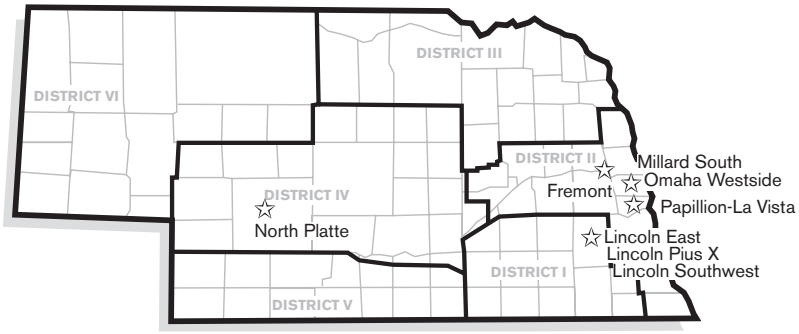

MILLARD SOUTH Patriots | Red/White | 26-1

Superintendent: Dr. Jim Sutfin
Principal: Heidi Weaver
Athletic Director: Steve Throne
NSAA Team Enrollment:931
Conference: Metro
Head Coach: Bryce Meyers
Assistant Coaches: Scott Persigehl, Kevin Freeman, Haley Tarpanian, Don Osborne, Beth Walker
State Tournament Appearances: 21
Most Recent State Tournament: 2019
State Championship Years: A/1989, A/1992, A/1996
Runner-up: A/1988, A/1993, A/2017, A/2018

No.	Name	GR	POS	HT	PTS	AVG	REB	AVG	AST	STL	BLK
5	Kelsey Pauli	10	F	5-10	15	.4	22	.8	7	9	1
10	Megan Belt	10	G	5-7	158	7.1	32	2.4	71	34	0
11	Jahlina Barrett	12	F	5-9	28	1.1	14	.5	4	7	1
12	Jayme Horan	12	F	6-0	390	14.8	189	8	56	94	10
13	Haley McClanathan	12	F	6-0	28	1	25	.8	12	13	2
15	Greta Wostoupal	12	G	5-8	45	1.7	15	.8	8	4	0
20	Miranda Kelly	9	F	5-10	13	.4	13	.4	5	4	1
22	Cora Olsen	9	G	5-8	251	9	116	4.2	78	78	5
23	Mya Babbitt	9	G	5-8	273	10.1	70	2.6	46	67	2
24	Khloe Lemon	9	G/F	5-10	226	8.8	48	1.9	34	23	1
32	Makenna Bray	12	F	6-0	32	1.2	43	1.7	10	12	12
33	Juliana Jones	9	F	5-8	57	2.2	64	2.3	23	24	1
34	Chloe Carr	12	F	6-0	28	1	48	1.8	11	21	2
42	Madison Krull	12	G	5-10	358	14.4	116	4.8	104	87	15

Season Record 26-1

Omaha Bryan	W	87-8
Omaha Burke	W	101-71
Omaha Northwest	W	79-26
Elkhorn South	W	71-37
Kearney	W	75-43
Omaha Bryan	W	86-3
Lincoln Southwest	W	64-36
Omaha North	W	83-14
Omaha Marian	W	72-45
Millard North	W	53-43
Omaha Westside	W	54-40
Millard West	W	69-30
Lewis Central, IA	W	59-41
Omaha Marian	W	71-38
Omaha Central	W	67-23
Omaha Burke	W	77-45
Omaha North	W	73-24
Millard North	W	72-52
Lincoln North Star	W	63-19
Omaha Northwest	W	74-49
Fremont	W	77-59
Omaha Westside	W	68-59
Omaha Benson	W	68-17
Lincoln East	L	46-53
Papillion-LaVista	W	72-51
Bellevue East	W	67-36
Omaha Northwest	W	64-49

LINCOLN SOUTHWEST Silver Hawks | Forest Green/Silver | 18-8

Superintendent: Dr. Steve Joel
Principal: Michael Gillotti
Athletic Director: Mark Armstrong
NSAA Team Enrollment:740
Conference: Heartland Athletic Conference
Head Coach: Jeff Rump
Assistant Coaches: Kevin Schrad, Tim Barada, Nicole Kubik, Adam Monk, Ash Wimes
State Tournament Appearances: 8
Most Recent State Tournament: 2019
State Championship Years: A/2017
Runner-up: A/2019

No.	Name	GR	POS	HT	PTS	AVG	REB	AVG	AST	STL	BLK
2	Teghan Sullivan	11	G	5-8	33	2.1	28	1.8	12	6	1
3	Katie Carpenter	11	G	5-8	170	6.5	70	2.7	35	29	0
4	Emerson Barada	12	G	5-5	56	2.3	69	2.9	86	35	0
10	Carly Coen	11	F	5-11	32	1.3	35	1.4	10	11	1
11	Skylar Pieper	11	G	5-7	160	6.2	63	2.4	44	45	12
13	Freddie Wallace	10	F	5-11	184	7.1	92	3.5	12	18	9
21	Taryn Ling	10	G	5-8	74	2.8	6	1.0	9	4	0
23	Kate Dilsaver	11	G	5-10	339	13	102	3.9	55	63	15
24	McKenna Rathbun	10	G	5-8	25	2.8	6	0.7	9	4	0
30	Brinly Christensen	9	G	5-11	16	1.6	5	0.5	2	4	0
32	Alexa Gobel	9	G	5-11	6	1	3	0.5	3	2	0
33	Aniya Seymore	9	G	5-4	74	3.4	41	1.9	18	21	1
34	Riley Wells	11	F	5-11	103	4.1	83	3.3	11	20	17
44	Kate Johnson	12	C	6-0	10	.9	12	1.1	1	2	0

Season Record 18-8

Millard West	W	44-27
Lincoln Pius X	L	49-60
Millard North	L	41-42
Lincoln Southeast	W	63-20
Millard South	L	36-64
Kearney	W	42-29
Lincoln East	L	44-48
Norfolk	W	57-36
Lincoln High	L	45-53
Norfolk	W	50-34
Lincoln Pius X	L	50-54
Grand Island	W	62-30
Fremont	W	42-40
Papillion-LaVista South	W	59-41
Lincoln Northeast	W	45-31
Kearney	W	46-31
Lincoln North Star	W	51-37
Omaha South	W	73-24
Omaha Burke	W	61-29
Omaha Westside	L	44-52
Lincoln East	W	46-39
Gretna	W	42-35
Lincoln High	W	49-41
Omaha Bryan	W	72-17
Gretna	W	37-24
Fremont	L	32-47

LINCOLN PIUS X Thunderbolts | Green/Gold/White | 23-1

Superintendent: Fr. Jim Meysenburg
Principal: Tom Korta
Athletic Director: Tim Aylward
NSAA Team Enrollment:458
Conference: Heartland Athletic Conference
Head Coach: Ryan Psota
Assistant Coaches: Kole Harrach, Emily Issacs, Andy Markowski, Bailey Knobbe, Haley Thiele
State Tournament Appearances: 23
Most Recent State Tournament: 2019
State Championship Years: B/1991, B/1992, B/2015
Runner-up: B/1988, B/1989, B/1990, B/1996, B/2002, B/2009, B/2014

Season Record 23-1

Omaha Marian	W	74-27
Lincoln Southwest	W	60-49
Omaha North	W	69-30
Lincoln Southeast	W	59-23
Lincoln North Star	W	63-45
Norfolk	W	52-37
Lincoln East	W	60-48
Fremont	W	61-43
Lincoln Southwest	W	54-50
Lincoln Northeast	W	56-29
Bellevue West	W	74-43
Kearney	W	67-47
Norfolk	W	58-33
Omaha Skutt Catholic	W	70-28
Elkhorn South	W	43-31
Gretna	W	51-46
Lincoln East	W	69-56
Elkhorn	W	66-39
Fremont	W	71-62
Omaha South	W	65-32
Omaha Westside	L	33-37
Grand Island	W	65-16
Kearney	W	52-40
Lincoln Northeast	W	45-43

No.	Name	GR	POS	HT	PTS	AVG	REB	AVG	AST	STL	BLK
4	Matti Reiling	12	G	5-5	54	2.3	33	1.4	13	16	0
10	Emerson Crist	10	G	5-7	4	0.3	8	0.5	0	1	0
12	Miriam Miller	11	G	5-7	80	3.6	76	3.5	37	35	4
14	Grace Driewer	12	G	5-5	31	1.3	27	1.1	15	6	0
20	Jillian Aschoff	11	G	5-7	261	10.9	86	3.6	131	71	7
22	Brooklyn Kindschuh	11	G	5-6	0	0	2	0.4	0	0	0
24	Lily Hodge	9	G	5-5	0	0	5	1.6	4	3	0
30	Lauren Taubenheim	12	F	6-2	190	8.3	68	3.0	30	27	24
32	Adison Markowski	9	G	5-8	166	6.9	55	2.3	42	22	2
34	Charlee Hagedorn	10	F	5-9	92	3.8	40	1.7	13	12	6
40	Campbell Mandery	12	F	5-9	24	1.4	19	1.1	5	1	2
44	Leah Mach	11	C	6-1	39	2.1	35	1.8	7	8	2
50	Alexis Markowski	11	C	6-3	480	20.9	274	11.9	16	19	31
52	Felicity Suelter	11	C	6-0	2	0.4	13	2.6	1	0	0

NORTH PLATTE Bulldogs | Royal Blue/Gold | 19-4

Superintendent: Ron Hanson
Principal: Scott Siegel
Athletic Director: Jordan Cudney
NSAA Team Enrollment:462
Conference: Greater Nebraska Athletic Conference
Head Coach: Tyson Hammond
Assistant Coaches: Bridget Haneborg, Kyle Milton, Jill Faxon, Adam Sterup
State Tournament Appearances: 9
Most Recent State Tournament: 2009

Season Record 19-4

Sterling, CO	W	72-36
Sidney	W	43-39
Chadron	L	54-62
Omaha Skutt Catholic	W	60-38
Grand Island Central Catholic	W	54-50
McCook	W	62-33
Lexington	W	69-39
Elkhorn	W	51-47
Beatrice	L	33-34
Hastings	W	47-33
McCook	W	65-37
Scottsbluff	W	64-54
Columbus	W	46-40
Kearney Catholic	W	62-33
Sidney	W	44-39
York	L	36-49
Alliance	W	66-20
Hastings	L	41-45
Cozad	W	56-20
Scottsbluff	W	69-58
Gering	W	69-45
Omaha Central	W	64-46
Millard West	W	53-39

No.	Name	GR	POS	HT	PTS	AVG	REB	AVG	AST	STL	BLK
2	Gracie Haneborg	11	G	5-8	365	18.3	136	6.8	92	117	2
3	Kaylen Streeter	12	G	5-9	6	1.2	5	1.	2	1	0
4	Callie Haneborg	12	G	5-5	208	9.0	92	4	50	63	0
5	Rylee Kurth	12	G	5-9	69	4.6	32	2.1	5	7	3
14	Carly Purdy	9	F	6-0	237	10.3	177	7.7	16	42	14
15	Haley Smith	11	G	5-7	0	0	0	0	0	0	0
20	Jaycee Hipwell	10	G	5-4	20	1.1	21	1.2	16	10	1
21	Baileigh Pack	11	G	5-6	4	.4	3	.3	1	0	0
23	Kylie Harvey	10	G	5-9	34	2.3	9	.6	7	5	0
24	Sedina Hayes	10	G	5-9	39	1.9	41	2	19	12	2
25	Shelby Berglund	12	G	5-4	77	3.3	26	1.1	23	16	0
33	Abby Orr	11	F	6-1	219	9.5	147	6.4	33	37	56
41	Claudia Cobos	11	F	5-6	0	0	0	0	0	1	0
43	Keelee Soto	11	F	6-0	2	.2	8	.6	1	0	0

OMAHA WESTSIDE Warriors | Red/Black | 22-4

Superintendent: Mike Lucas
Principal: Jay Opperman
Athletic Director: Tom Kerkman
NSAA Team Enrollment:701
Conference: Metro
Head Coach: Steve Clark
Assistant Coaches: Jamie Davis, Tom Marasco, Dave Martin, Holly Currie, Thomas Benedetto
State Tournament Appearances: 16
Most Recent State Tournament: 2019
State Championship Years: A/1999, A/2015, A/2018
Runner-up: A/2007

Season Record 22-4

Lincoln Northeast	W	66-45
Fremont	L	43-50
Omaha Northwest	W	73-54
Papillion-LaVista South	W	63-46
Thunder Ridge, CO	W	34-25
Columbine, CO	W	53-43
Gretna	W	52-40
Millard West	W	50-44
Papillion-LaVista	W	66-56
Millard South	L	40-54
Omaha Marian	W	55-42
Elkhorn South	W	56-26
Gretna	W	45-39
Lincoln East	L	65-68
Bellevue West	W	62-27
Millard North	W	41-29
Papillion-LaVista	W	51-40
Millard West	W	40-39
Bellevue East	W	59-33
Lincoln Southwest	W	52-44
Millard South	L	59-68
Kearney	W	64-42
Lincoln Pius X	W	37-33
Lincoln Southeast	W	48-26
Omaha Benson	W	62-40
Millard North	W	46-32

No.	Name	GR	POS	HT	PTS	AVG	REB	AVG	AST	STL	BLK
1	Chainey Thompson	10	G	5-6	8	.3	9	.3	2	0	0
2	Brooklyn James	12	G	5-7	199	7.1	57	2	26	21	6
4	Saylor Joslin	12	F	5-8	2	.1	5	.1	0	1	0
10	Stella Minge	10	G	5-6	0	0	1	0.1	1	1	0
11	Madilyn Siebler	10	F	5-11	52	1.9	81	2.9	18	17	24
12	Eleanor Tempero	11	G	5-4	30	1.1	36	1.3	20	13	2
14	Ella Wedergren	12	G	5-9	365	13	92	3.3	129	49	3
20	Adriana DiPrima	10	G	5-7	133	4.8	80	2.9	26	22	4
22	Kaitlyn Hanna	10	G	5-5	103	3.7	30	1.0	20	20	1
23	Jasmine McGinnis-Taylor	12	F	6-3	424	15.1	299	10.7	25	36	14
24	Ruby Secora	11	F	5-7	16	.6	24	.9	1	5	0
32	Breann Bell	10	G	5-5	7	.3	8	.3	0	0	0
34	Abigail Hellman	12	G	5-9	147	5.3	140	5	64	37	9

FREMONT Tigers | Black/Gold | 17-6

Superintendent: Mark Shepard
Principal: Scott Jensen
Athletic Director: Scott Anderson
NSAA Team Enrollment:545
Conference: Heartland
Head Coach: Kelly Flynn
Assistant Coaches: Daryl Nelsen, Nate Karnatz, Jane Kreber, Erin Burling
State Tournament Appearances: 7
Most Recent State Tournament: 2016

Season Record 17-6

Bellevue West	W	70-23
Omaha Westside	W	50-43
Omaha Benson	W	76-37
Grand Island	W	65-18
Omaha Bryan	W	94-20
Lincoln North Star	W	77-53
Lincoln Northeast	W	72-42
Lincoln Pius X	L	43-61
Kearney	W	46-37
Lincoln East	L	59-65
Lincoln Southwest	L	40-42
Bellevue East	W	50-37
Lincoln Southeast	W	81-50
Norfolk	W	68-35
Omaha North	W	81-31
Lincoln High	W	47-45
Millard South	L	59-77
Lincoln Pius X	L	62-71
Omaha Burke	W	78-51
Lincoln Northeast	W	59-47
Lincoln North Star	L	55-61
Lincoln North Star	W	74-41
Lincoln Southwest	W	47-32

No.	Name	GR	POS	HT	PTS	AVG	REB	AVG	AST	STL	BLK
2	Sydney Golladay	12	G	5-9	305	11.3	100	3.7	128	45	13
4	Karley Golladay	10	G	5-5	10	0.6	16	0.9	10	6	0
10	Taylor McCabe	10	G	5-9	555	20.6	146	5.4	65	69	23
11	Amelia Knosp	11	F	5-8	0	0	3	0.8	0	1	1
14	Emmalee Sheppard	9	G	5-6	11	.08	14	1.1	5	3	2
21	Lexie Glosser	12	G	5-8	105	3.9	73	2.7	47	32	0
22	Bella Keaton	10	G	5-5	54	2.0	49	1.8	32	25	0
32	Sarah Shepard	10	F	5-10	187	6.9	126	4.7	22	39	1
33	Charli Earth	11	F	5-10	244	10.2	136	5.7	38	26	5
42	Macy Bryant	10	C	5-10	213	7.9	237	8.8	36	43	19
44	Mackenzie Kinning	10	F	5-10	5	0.8	5	1.0	0	0	0
45	Gracie Herman	10	F	6-0	5	1.0	4	0.8	0	2	1

LINCOLN EAST Spartans | Royal Blue/White | 22-3

Superintendent: Dr. Steve Joel
Principal: Susan Cassata
Athletic Director: Zach Limbach
NSAA Team Enrollment:815
Conference: Heartland
Head Coach: Dennis Prichard
Assistant Coaches: Brian Bullington, Ray Corona, Ty Bell, Nicole Gingery, Vernon Jiles
State Tournament Appearances: 19
Most Recent State Tournament: 2019
State Championship Years: A/1977, A/1987, A/2004, A/2016
Runner-up: A/2003

Season Record 22-3

Lincoln Southeast	W	67-14
Norfolk	W	60-33
Kearney	W	66-57
Omaha Northwest	W	90-44
Grand Island	W	61-12
Millard North	W	55-48
Lincoln Southwest	W	48-44
Lincoln Pius X	L	48-60
Lincoln Northeast	W	58-38
Lincoln Northeast	W	57-36
Fremont	W	65-59
Omaha Central	W	59-47
Omaha Westside	W	68-65
Lincoln North Star	W	63-44
Lincoln High	W	57-44
Lincoln Southeast	W	65-30
Millard West	W	64-62
Lincoln Pius X	L	56-69
Papillion-LaVista	W	60-52
Lincoln Southwest	L	39-46
Bellevue East	W	63-43
Millard South	W	53-46
Norfolk	W	48-40
Bellevue West	W	63-37
Lincoln High	W	66-23

No.	Name	GR	POS	HT	PTS	AVG	REB	AVG	AST	STL	BLK
3	Haley Peterson	11	G	5-6	152	6.3	55	2.3	30	40	1
4	Olivia Kugler	11	G	5-7	174	7.0	52	2.1	55	43	0
5	Delaney Roberts	12	G	5-6	127	5.1	69	2.8	83	55	1
13	Taylor Searcey	12	G	5-9	310	12.4	133	5.3	60	77	3
14	Briley Hill	11	G	5-9	103	4.1	41	1.6	29	37	1
15	Brooke Lindquist	12	F	5-9	43	1.7	43	1.7	5	17	3
20	Zoie Armstrong	11	G	5-6	5	0.7	3	0.4	4	0	0
22	Skylar Kreifels	12	F	5-10	97	3.9	54	2.2	29	17	4
23	Kylie Johnson	12	F	5-9	106	4.4	33	1.4	10	13	4
30	Charlotte Bovaird	12	F	5-11	301	12.0	82	3.3	16	30	3
32	Matalynn Campbell	10	G	5-7	41	2.2	23	1.2	10	9	3
33	Ella Laessig	11	G	5-9	19	1.9	3	0.3	2	2	0
34	Reya Johnson	12	G	5-9	8	0.7	11	0.9	3	0	0
35	Elizabeth Struwe	12	F	5-6	13	1.2	3	0.3	1	6	1

PAPILLION-LAVISTA Monarchs | Maroon/White/Gold | 20-5

Superintendent: Dr. Andy Rikli
Principal: Jerry Kalina
Athletic Director: Jason Ryan
NSAA Team Enrollment:674
Conference: Metro
Head Coach: Josh Siske
Assistant Coaches: Cody Trofholz, Seth Ryser, Blake Anderson, Shawn Gray
State Tournament Appearances: 16
Most Recent State Tournament: 2019

Season Record 20-5

Kearney	W	67-30
Bellevue East	W	58-28
Omaha North	W	65-27
Omaha Marian	W	64-43
Elkhorn South	W	66-45
Lincoln High	W	75-54
Bellevue East	W	64-39
Omaha Northwest	W	65-49
Omaha Westside	L	56-66
Papillion-LaVista South	W	61-43
Lincoln North Star	W	58-48
Millard North	W	51-49
Lincoln Southeast	W	71-41
Omaha South	W	72-9
Omaha Central	W	56-40
Omaha Westside	L	40-51
Omaha Bryan	W	70-26
Gretna	W	47-46
Bellevue West	W	58-52
Lincoln East	L	52-60
Omaha Burke	W	73-57
Millard West	L	52-62
Millard South	L	51-72
Columbus	W	56-26
Papillion-LaVista South	W	65-53

No.	Name	GR	POS	HT	PTS	AVG	REB	AVG	AST	STL	BLK
2	Olivia Boudreau	12	G	5-9	380	15.2	119	4.8	69	52	20
3	Ava White	10	G	5-8	5	0.4	7	0.5	8	6	0
4	Jenna Hoelscher	11	G	5-10	134	5.4	77	3.1	52	18	12
10	Anna Fitzgerald	11	G	5-3	53	2.1	25	1	39	22	0
12	Emily Lansman	11	F	5-10	34	2.4	26	1.9	5	4	6
14	Maggie Vasa	11	G	5-5	90	3.9	87	3.8	38	26	0
20	Erica Broin	12	F	5-11	80	3.3	109	4.5	23	30	3
22	Brooklyn Wrice	10	G	5-3	108	4.3	39	1.6	49	25	1
24	Olivia Kraft	10	G	5-6	59	2.6	13	0.6	14	5	3
30	Brynnan Goodman-Sargent	11	G	5-7	27	2.1	19	1.5	9	4	4
32	Savannah Johnson	12	G	5-7	20	1.4	7	0.5	1	1	0
34	Sara Carlson	10	F	5-8	23	1.8	7	0.5	4	5	1
40	Caitlyn Ryan	10	F	5-9	82	3.3	74	3	27	22	6
44	Lindsey Ingwerson	12	F	6-0	418	16.7	194	7.8	48	23	25

Children's
HOSPITAL & MEDICAL CENTER

THE BEST PLACE FOR YOUNG ATHLETES WITH SPORTS-RELATED INJURIES

SPORTS MEDICINE

To schedule an appointment:
402.955.PLAY (7529)

OUR GAME PLAN
» Concussion Management
» Sports-Related Injuries
» Sports Physical Therapy
» Injury Prevention

ChildrensOmaha.org/SportsMedicine
Omaha | Lincoln

CLASS B

NSAA Girls Basketball Bracket

Pinnacle Bank Arena • March 5 • 9:00 am

#1
Crete
Cardinals (24-1) 45.6800

vs.

#8
Norris
Titans (13-9) 41.4091

Pinnacle Bank Arena • March 5 • 10:45 am

#4
Northwest
Vikings (21-5) 43.6923

vs.

#5
Sidney
Lady Raiders (19-6) 43.6800

Devaney Sports Center • March 5 • 7:00 pm

#2
Beatrice
Lady Orange (20-3) 44.3913

vs.

#7
Platteview
Trojans (16-8) 42.5000

Devaney Sports Center • March 5 • 8:45 pm

#3
Bennington
Badgers (21-2) 44.3043

vs.

#6
Scottsbluff
Bearcats (16-10) 43.1154

Semifinals
Pinnacle Bank Arena • March 6 • 2:00 pm

Winner Game 1

Winner Game 2

Semifinals
Pinnacle Bank Arena • March 6 • 3:45 pm

Winner Game 3

Winner Game 4

Finals
Pinnacle Bank Arena • March 7 • 1:00 pm

Winner Game 5

Winner Game 6

Champion

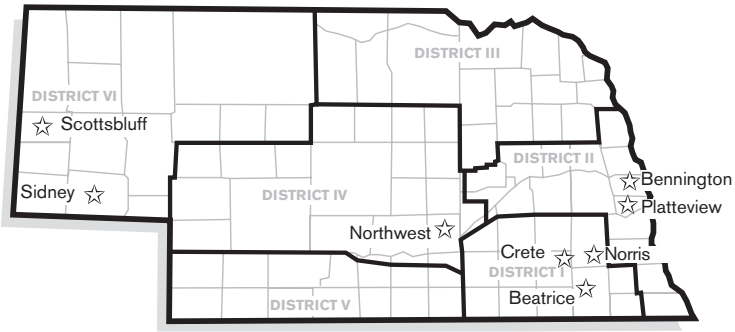

CRETE Cardinals | Red/Blue | 24-1

Superintendent: Dr. Joshua Allen McDowell
Principal: Jason Weber
Athletic Director: BT Kracl
NSAA Team Enrollment:223
Conference: Central East
Head Coach: John Larsen
Assistant Coaches: Alex Mach, Paul Smith, Mayme Conroy, Tracee Fairbanks
State Tournament Appearances: 13
Most Recent State Tournament: 2019
State Championship Years: B/1981
Runner-up: B/2007, B/2019

Season Record 24-1

Columbus Lakeview	W	64-34
Hastings	W	65-30
Beatrice	W	42-32
Northwest	W	47-28
Fairbury	W	44-30
Columbus Scotus	W	53-35
Savannah, MO	W	51-26
Northwest	W	45-31
Waverly	W	47-26
Lincoln Christian	W	55-47
Wahoo	W	40-37
Norris	W	52-32
Seward	W	33-17
Holdrege	W	57-37
York	W	56-30
Northwest	W	62-18
Columbus	W	45-25
Schuyler	W	47-11
Blair	W	59-33
York	W	51-31
Platteview	W	59-43
Aurora	W	61-34
Seward	W	49-22
Beatrice	L	32-39
Waverly	W	49-20

No.	Name	GR	POS	HT	PTS	AVG	REB	AVG	AST	STL	BLK
3	Hannah Newton	11	G	5-10	248	9.9	49	1.9	52	42	5
4	Ashlyn Adam	11	G	5-5	9	0.5	10	0.5	4	9	0
5	Jayda Weyand	12	G	5-5	55	2.2	84	3.4	60	19	0
10	Leah Jurgens	11	F	5-7	55	2.2	34	1.4	13	9	1
11	Gracie Fey	11	G	5-7	7	0.3	9	0.5	3	3	0
15	Alexa Kraus	9	F	5-9	2	o.2	4	0.3	2	1	1
20	Mackenzie Steuer	9	G/F	5-8	29	1.6	6	0.3	2	4	1
22	Karlee Henning	10	G/F	5-8	30	1.2	45	1.8	15	9	1
23	Elizabeth Allen	12	C	6-3	83	3.3	145	5.8	41	18	71
24	Marli Stones	9	G	5-6	21	1.2	7	0.4	6	6	0
30	Morgan Maly	12	G/F	6-1	496	19.8	217	8.7	61	44	31
32	Brooke Deisley	10	F	5-9	100	4.0	48	1.9	24	20	1
34	Alexis Mach	11	F	5-9	130	5.2	82	3.3	36	25	3

NORRIS Titans | Red/White/Blue | 13-9

Superintendent: Dr. John Schwartz
Principal: Nate Seggerman
Athletic Director: Mitchell Stine
NSAA Team Enrollment:255
Conference: Eastern Midlands
Head Coach: Mark Hagerman
Assistant Coaches: Lisa Brown, Jordan Haag, Eric Lechtenberg
State Tournament Appearances: 12
Most Recent State Tournament: 2017
Runner-up: B/2013, B/2015, B/2017

Season Record 13-9

Plattsmouth	W	56-51
Northwest	L	46-51
Elkhorn	L	23-32
Blair	L	32-34
Bishop Neumann	W	61-42
Seward	W	55-36
South Sioux City	L	55-67
Waverly	W	65-22
Aurora	W	60-32
Waverly	W	59-33
Crete	L	32-52
York	W	51-41
Oakland-Craig	L	40-48
Waverly	W	63-41
Bennington	L	72-81
Beatrice	L	52-62
Nebraska City	W	79-44
Columbus	W	47-37
Omaha Skutt Catholic	W	61-20
Lincoln Christian	W	49-40
Beatrice	L	30-42
York	W	55-34

No.	Name	GR	POS	HT	PTS	AVG	REB	AVG	AST	STL	BLK
10	Raegan Zetterman	11	G	5-7	74	4.9	14	0.9	6	11	0
11	Molly Ramsey	11	G	5-4	30	1.6	40	2.1	70	40	0
12	Taryn Tracy	12	G	5-6	71	5.5	39	3.0	31	22	1
14	Matthea Boon	11	F	5-8	25	1.5	36	1.7	16	4	0
20	Madison Collier	11	F	5-8	76	3.6	32	1.5	24	19	1
21	Sophia Talero	10	G	5-4	28	1.3	38	1.8	22	13	0
22	Ella Waters	10	F	6-2	149	6.8	83	3.7	33	42	13
24	Brianna Stai	11	C	6-0	292	13.3	120	5.4	17	24	8
25	Kalli Kroeker	11	F	6-0	141	6.4	132	6.0	43	33	1
30	Delaney White	10	C	5-9	96	4.6	58	2.7	7	9	5
34	Gracie Kircher	9	C	5-11	58	2.6	34	1.7	10	5	13
35	Sydney Jelinek	10	F	5-11	114	5.4	62	2.9	17	17	5

NORTHWEST Vikings | Black/Vegas Gold/White | 21-5

Superintendent: Dr. Jeffrey Edwards
Principal: Tim Krupicka
Athletic Director: Mike Sorensen
NSAA Team Enrollment:297
Conference: Central 10 Conference
Head Coach: Russ Moerer
Assistant Coaches: Andrea Ritzdorf, Kyle Suttles, Stephen Spiehs, Jen Verba
State Tournament Appearances: 13
Most Recent State Tournament: 2019
State Championship Years: B/1982, B/2013, B/2014, B/2019

Season Record 21-5

Waverly	W	57-40
Norris	W	51-46
Crete	L	28-47
Seward	W	65-39
Columbus	W	42-39
Lexington	W	56-37
Omaha Skutt Catholic	W	50-38
Crete	L	31-45
Gothenburg	W	49-34
Aurora	W	47-34
Grand Island Central Catholic	W	48-31
Columbus Lakeview	W	62-43
York	L	43-47
Hastings St. Cecilia	W	55-50
Adams Central	W	58-54
Hastings	L	42-47
Schuyler	W	56-4
Columbus Lakeview	W	53-28
Adams Central	W	74-36
Crete	L	18-62
Holdrege	W	58-27
Boone Central/Newman Grove	W	68-40
Beatrice	W	57-43
Aurora	W	66-45
York	W	65-39
Omaha Mercy	W	57-41

No.	Name	GR	POS	HT	PTS	AVG	REB	AVG	AST	STL	BLK
1	Whitney Brown	12	G	5-8	465	18	103	4	87	55	5
2	Alexis Julesgard	10	G	5-5	7	0	6	0	5	2	0
3	Taylor Paul	10	F	5-8	6	0	5	0	1	0	0
10	Ellie Apfel	11	F	5-11	2	0	14	1	1	1	1
12	Mackenzie Palu	12	G	5-4	5	0	5	0	2	1	0
14	Claire Caspersen	11	F	6-0	231	9	151	6	19	23	25
20	Lauren Hauser	12	F	5-10	265	10	173	7	15	17	15
22	Macey Bosard	10	F	5-10	6	0	7	0	0	0	2
23	Shanae Suttles	11	G	5-7	197	8	71	3	67	24	5
24	Avyn Urbanski	9	G	5-5	0	0	0	0	0	0	0
25	Skylee Nelson	12	G	5-9	70	3	71	3	65	24	5
30	Bailey Adams	12	G	5-7	19	1	18	1	6	2	1
31	Rebecca Mader	10	G	5-7	4	0	9	0	2	2	0
33	Adriana Esquivel	11	F	5-11	71	3	58	2	5	7	23

SIDNEY Lady Raiders | Red/White | 19-6

Superintendent: Jay Ehler
Principal: Chris Arent
Athletic Director: Mike Brockhaus
NSAA Team Enrollment:127
Conference: Western
Head Coach: Tyler Shaw
Assistant Coaches: Matt McKay, Dan Dorwart, Paul Newland
State Tournament Appearances: 15
Most Recent State Tournament: 2019
Runner-up: B/1982, B/1984

Season Record 19-6

Mitchell	W	50-11
North Platte	L	39-43
Scottsbluff	L	52-55
Chase County	L	40-42
Sterling, CO	W	57-25
Fort Morgan, CO	W	54-31
Alliance	W	54-26
Burns, WY	W	70-39
Torrington, WY	W	65-41
Holdrege	W	44-31
Gering	W	67-49
McCook	W	61-37
Mitchell	W	49-20
Ogallala	W	59-40
North Platte	L	39-44
Yuma, CO	W	51-21
Chadron	W	42-33
Brush, CO	W	54-33
Gering	W	53-35
Scottsbluff	W	60-49
Alliance	W	64-24
Chadron	L	37-51
Alliance	W	59-23
Scottsbluff	L	48-64
Blair	W	34-28

No.	Name	GR	POS	HT	PTS	AVG	REB	AVG	AST	STL	BLK
3	Jaylee Shaw	12	G	5-2	37	1.5	36	1.4	35	30	1
4	Brynna Ross	10	G	5-2	136	5.4	43	1.7	27	30	0
5	Morgan Jaggers	11	G	5-8	47	1.9	30	1.2	12	11	1
10	Madyson Johnstone	12	G	5-6	102	4.1	68	2.7	54	37	2
11	Nicole Birner	12	G	5-7	208	8.7	129	5.4	66	57	4
12	Rheagan Stanley	9	G	5-2	6	0.9	2	0.3	1	2	0
13	Kendra Nesbitt	12	F	5-6	59	2.4	52	2.1	19	18	1
15	Reagan Biesecker	11	F	5-9	48	2.0	51	2.1	7	2	2
20	Reese Riddle	9	F	5-6	5	0.6	3	0.3	0	3	0
22	Mattie Johnson	12	F	6-0	368	14.7	139	5.6	33	56	10
23	Alecca Campbell	10	F	5-7	13	1.1	14	1.2	9	6	0
30	Jersie Misegadis	11	G	5-7	22	1.0	24	1.1	7	5	1
33	Emilee Wieser	10	F	5-6	14	0.9	5	0.3	6	6	0
34	Karly Sylvester	11	F	6-0	236	9.4	179	7.2	28	31	32

BEATRICE Lady Orange | Orange/Black | 20-3

Superintendent: Jason Alexander
Principal: Jason Sutter
Athletic Director: Neal Randel
NSAA Team Enrollment:230
Conference: River Cities
Head Coach: Jalen Weeks
Assistant Coaches: Kyle Kolm, Hunter Zarybnicky, Dustin Hahn, Danielle Fairbanks
State Tournament Appearances: 12
Most Recent State Tournament: 2018
Runner-up: B/2005, B/2006, B/2012

Season Record 20-3

Columbus	W	55-32
Crete	L	32-42
Auburn	W	60-27
Omaha Duchesne Academy	W	66-29
Omaha Roncalli Catholic	W	59-41
Platteview	W	43-34
North Platte	W	34-33
Omaha Mercy	W	48-30
Fairbury	L	31-33
Seward	W	69-29
Waverly	W	61-25
Omaha Duchesne Academy	W	67-26
South Sioux City	W	62-42
Omaha Skutt Catholic	W	46-28
Hastings	W	47-18
Omaha Skutt Catholic	W	49-35
Ralston	W	68-29
Norris	W	62-52
Omaha Gross Catholic	W	57-48
Northwest	L	43-57
Norris	W	42-30
Crete	W	39-32
Holdrege	W	50-16

No.	Name	GR	POS	HT	PTS	AVG	REB	AVG	AST	STL	BLK
0	Morgan Mahoney	10	G	5-6	28	1.3	20	0.9	10	8	0
2	Addison Barnard	12	G	5-6	174	7.6	61	2.7	110	34	5
4	Whitney Schwisow	12	G	5-5	40	1.7	34	1.5	33	19	2
10	Avery Barnard	9	G	5-5	10	1.0	2	0.2	1	1	0
12	Makenzie Hatcliff	11	G	5-6	262	11.4	133	5.8	36	70	2
14	Hailey Schaaf	11	F	5-7	7	0.4	11	0.6	4	7	0
20	Riley Schwisow	9	G	5-6	5	0.6	4	0.5	2	2	2
22	Chelsea Leners	10	G	5-7	24	1.6	11	0.7	4	2	0
30	Olivia Aden	12	G	5-6	213	9.3	53	2.3	29	34	1
32	Carley Leners	12	F	5-9	327	14.2	167	7.3	44	21	3
34	Reganne Henning	11	G	5-8	2	0.2	8	0.6	2	1	0
40	Tavia Hausman	10	G	5-6	2	0.4	5	5.0	1	2	1
42	Nevaeh Martinez	11	C	5-10	80	3.6	109	5.0	18	13	8
44	Alexis Schwartz	12	C	5-7	23	1.4	48	3.0	7	9	1

PLATTEVIEW Trojans | Red/White | 16-8

Superintendent: Brett Richards
Principal: Ron Alexander
Athletic Director: Ron Alexander
NSAA Team Enrollment:149
Conference: Nebraska Capitol Conference
Head Coach: Gary Wood
Assistant Coaches: Steve Lundeen, Brandis Bridwell, Jordan Bald
State Tournament Appearances: 13
Most Recent State Tournament: 2018
Runner-up: B/1978, B/1979

Season Record 16-8

Fort Calhoun	W	64-15
Louisville	W	59-43
Omaha Mercy	W	43-28
Arlington	W	65-32
Omaha Duchesne Academy	W	49-37
Omaha Gross Catholic	L	40-51
Beatrice	L	34-43
Elkhorn	L	38-60
Plattsmouth	W	52-42
Omaha Roncalli Catholic	W	45-42
Ashland-Greenwood	W	47-36
Wahoo	L	31-47
Nebraska City	W	62-53
Ashland-Greenwood	W	51-35
Wahoo	L	33-43
Arlington	W	46-27
Bennington	L	53-58
Syracuse	L	43-50
Raymond Central	W	56-18
Columbus	W	48-41
Crete	L	43-59
Douglas County West	W	55-26
Omaha Gross Catholic	W	51-28
Hastings	W	38-30

No.	Name	GR	POS	HT	PTS	AVG	REB	AVG	AST	STL	BLK
2	Anna Koehler	12	G	5-7	93	5.8	42	2.6	48	54	6
10	Allison Kuhl	11	G	5-4	273	11.4	67	2.7	37	44	0
11	Lindsey Hutfless	12	G	5-2	53	2.52	11	0.5	3	2	0
12	Piper Hart	12	F	5-10	27	1.29	61	2.9	6	16	11
20	Abagail Husing	12	G	5-2	6	0.3	10	0.5	6	7	10
21	Jessica Wellman	12	G	5-7	204	9.27	76	3.45	43	39	06
22	Halle Johnson	12	G	5-7	260	10.83	124	5.2	34	22	4
23	Ma Kenna Bidrowsky	10	G	5-4	0	0.0	0	0.0	0	0	0
30	Rachel Macdonald	12	G	5-7	97	6.93	31	2.2	23	19	4
32	Maggie Roseland	11	F	5-9	3	0.75	3	0.75	1	1	0
34	Natasha Metzger	10	F	5-8	2	0.28	11	1.5	1	0	0
40	Emma Lewis	12	G	5-7	101	4.2	178	7.4	35	59	2
42	Priyanka Bowers	10	F	5-8	0	0.0	0	0.0	0	0	0
50	Veronica Guenther	11	C	5-10	33	1.5	40	1.8	2	3	2

BENNINGTON Badgers | Royal Blue/White | 21-2

Superintendent: Dr. Terry Haack
Principal: Dr. Matt Blomenkamp
Athletic Director: Greg Lamberty
NSAA Team Enrollment:229
Conference: Eastern Midlands Conference
Head Coach: John O'Connor
Assistant Coaches: Teresa Rischling, Sarah Goodwin, Ron Coughlin, Hannah Sowers, Dana Broer
State Tournament Appearances: 5
Most Recent State Tournament: 2009
Runner-up: C1/2009

Season Record 21-2

Wahoo	W	68-53
Nebraska City	W	55-14
Omaha Concordia	W	70-32
Omaha Gross Catholic	L	49-53
Omaha Skutt Catholic	W	57-38
Ralston	W	78-34
Adams Central	W	58-52
Broken Bow	W	59-42
Blair	W	53-50
South Sioux City	W	71-63
Bishop Neumann	W	54-25
Omaha Duchesne Academy	W	69-43
Waverly	W	65-25
Columbus	W	54-33
Norris	W	81-72
Elkhorn	L	50-61
Omaha Mercy	W	66-44
Platteview	W	58-53
Plattsmouth	W	58-25
Omaha Roncalli Catholic	W	68-52
Elkhorn	W	61-46
Blair	W	67-36
Omaha Skutt Catholic	W	63-41

No.	Name	GR	POS	HT	PTS	AVG	REB	AVG	AST	STL	BLK
5	Johnna Pick	9	G	5-7	11	.8	12	.9	0	10	0
10	Whitney Wullenwaber	12	G	5-7	136	5.9	77	3.3	79	32	3
12	Mazzi Melton	10	G	5-7	5	1.7	2	.7	0	2	2
14	Avynne Cornett	10	G	5-5	7	.4	11	.7	1	4	1
15	Abigail Boyes	10	G	5-9	239	10.4	147	6.4	29	37	24
20	Kennedy Gansebom	9	G	5-9	9	.6	5	.4	2	7	0
22	Grace Tetschner	12	F	5-11	233	10.6	116	5.3	23	27	4
24	Taylor Sedlacek	10	G	5-7	190	8.3	89	3.9	76	42	9
30	Darby Ryan	9	G	5-8	3	.3	2	.2	2	4	0
32	Miley Prine	12	G	5-10	402	17.5	141	6.1	47	65	6
34	Madalyn Elwood	11	G	5-7	106	4.6	46	2.0	19	19	1
40	Ayden Ridder-Koch	12	G	5-8	15	.8	8	.4	5	3	0
42	Emma John	10	F	6-1	24	1.5	45	2.8	0	4	2
44	Alison Mack	10	F	6-1	42	2.1	24	1.2	2	1	7

SCOTTSBLUFF Bearcats | Red/White | 16-10

Superintendent: Rick Myles
Principal: Mike Halley
Athletic Director: Dave Hoxworth
NSAA Team Enrollment:377
Conference: Greater Nebraska/Western
Head Coach: Dave Bollish
Assistant Coaches: Hattie Burford, Leslie Foral, Mike Burda, Jourdan Land
State Tournament Appearances: 5
Most Recent State Tournament: 2016

Season Record 16-10

Alliance	W	63-23
Chadron	L	44-61
Sidney	W	55-52
Campbell County, WY	L	46-48
Cody, WY	W	52-44
Rapid City Central, SD	W	53-43
Gering	W	72-36
Chadron	L	49-61
Casper Natrona, WY	L	52-59
Gering	W	53-48
Columbus	W	50-34
North Platte	L	54-64
Mitchell	W	60-44
Cheyenne South, WY	W	80-41
Cheyenne East, WY	L	66-75
Cheyenne Central, WY	L	46-47
Gering	W	60-39
Rapid City Central, SD	W	47-36
Rapid City Stevens, SD	L	43-65
Alliance	W	81-33
Sidney	L	49-60
North Platte	L	58-69
McCook	W	62-51
Gering	W	57-43
Sidney	W	64-48
Omaha Gross Catholic	W	62-49

No.	Name	GR	POS	HT	PTS	AVG	REB	AVG	AST	STL	BLK
1	Mariyah Avila	10	G	5-3	160	6.15	74	2.6	71	58	0
2	Taylen Holten	12	F	5-10	7	.6	14	.53	4	4	0
3	Isabella Wright	11	G	5-6	41	1.6	52	2	25	11	0
5	Yara Garcia	12	G	5-8	421	16.19	144	5.53	84	81	3
10	Emma Herman	12	F	6-0	25	.9	28	1.1	5	2	2
11	California Wright	11	G	5-4	22	1	12	.4	25	6	0
20	Shae Willats	9	G	5-3	0	0	0	0	0	0	0
22	Anna Kelley	9	G	5-4	22	2.0	2	.1	2	2	0
23	Sabrina Harsh	9	F	6-0	44	2.75	39	2.43	2	2	8
24	Aubry Krentz	12	G	5-6	280	11	120	4.6	28	62	1
25	Emma Foote	11	F	5-7	62	2.38	55	2.11	31	12	1
30	Jamisyn Howard	11	F	5-9	43	2	31	1.19	7	5	0
33	Payton Burda	9	G	5-7	201	7.73	59	2.26	16	10	2
34	Brady Laucomer	10	G	5-8	80	3	66	2.5	26	26	1

EMPOWERING COACHES
TO CREATE A LEGACY OF LEADERSHIP

www.ncacoach.org

nebraska coaches association

Follow us @NebraskaCoach

NSIAAA

Nebraska State Interscholastic Athletic Administrators Association

Providing the instruction and training of Athletic Administrators for the purpose of improving and developing their capabilities to better function in their school and comunity. Proud Supporter of the Nebraska School Activities Association and the Nebraska Coaches Association.

CLASS C1

NSAA Girls Basketball Bracket

Devaney Sports Center • March 5 • 9:00 am

#1
Lincoln Christian
Crusaders (21-3) 45.5833

vs.

#8
Malcolm
Clippers (19-6) 43.1600

Devaney Sports Center • March 5 • 10:45 am

#4
St. Paul
Wildcats (23-2) 44.6400

vs.

#5
Wahoo
Warriors (18-7) 43.6800

Devaney Sports Center • March 5 • 2:00 pm

#2
Chadron
Cardinals (23-2) 45.2000

vs.

#7
Adams Central
Patriots (16-10) 43.1923

Devaney Sports Center • March 5 • 3:45 pm

#3
North Bend Central
Tigers (24-2) 44.9231

vs.

#6
West Point-Beemer
Cadets (23-5) 43.5000

Semifinals
Pinnacle Bank Arena • March 6 • 9:00 am

Winner Game 1

Winner Game 2

Semifinals
Pinnacle Bank Arena • March 6 • 10:45 am

Winner Game 3

Winner Game 4

Finals
Pinnacle Bank Arena • March 7 • 11:00 am

Winner Game 5

Winner Game 6

Champion

Consolation
Lincoln East • March 7 • 3:00 pm

Loser Game 5

Loser Game 6

Third Place

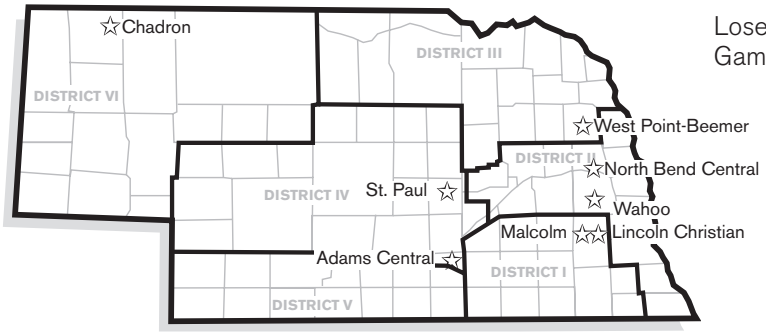

LINCOLN CHRISTIAN Crusaders | Royal/White/Red | 21-3

Superintendent: Dr. Zach Kassebaum
Principal: Brent Ailes
Athletic Director: Kurt Earl
NSAA Team Enrollment:78
Conference: Centennial
Head Coach: Nick Orduna
Assistant Coaches: Joelle Andersen, Jason Bingham, Jacob Wirka
State Tournament Appearances: 23
Most Recent State Tournament: 2019
State Championship Years: C1/2002, C1/2017
Runner-up: C2/1989, C1/2016, C1/2019

Season Record 21-3

Fairbury	W	30-28
Freeman	W	65-37
Lincoln Lutheran	W	46-21
Sutton	W	50-32
Seward	W	45-41
Grand Island Central Catholic	W	58-40
Archbishop Bergan	W	47-40
Waverly	W	65-43
South Sioux City	W	54-40
Crete	L	47-55
Hastings St. Cecilia	L	45-54
Louisville	W	57-20
Omaha Concordia	W	67-36
Fillmore Central	W	55-48
Aquinas Catholic	W	60-28
Grand Island Central Catholic	W	45-38
Hastings St. Cecilia	W	48-45
Bishop Neumann	W	48-23
Aquinas Catholic	W	56-27
Kearney Catholic	W	63-42
Norris	L	40-49
Lincoln Lutheran	W	42-30
Malcolm	W	49-42
Louisville	W	57-27

No.	Name	GR	POS	HT	PTS	AVG	REB	AVG	AST	STL	BLK
2	Barrett Power	12	G	5-8	165	6.9	125	5.2	78	44	0
3	Brielle Power	10	G	5-7	17	1.9	10	1.1	5	2	0
5	Makylee Ailes	11	G	5-8	209	9.1	71	3.1	53	42	0
10	Ashlynn Ailes	9	G	5-7	61	2.7	40	1.7	22	17	0
11	Halle Hueser	11	G	5-6	20	1.1	14	.8	12	7	0
12	Brenna Penrod	11	G	5-6	4	.4	5	.6	1	7	0
15	Allyson Korte	12	G	5-6	135	5.6	93	3.9	93	94	0
22	Alexis Johnson	12	C	6-0	205	8.5	140	5.8	55	26	0
25	Anna Wagner	12	G	5-6	8	.7	6	.5	3	3	0
31	Addison Ehlers	10	G	5-7	20	1.4	19	1.4	13	3	0
32	Jenna Wiltfong	10	C	6-2	22	1.1	33	1.7	7	4	0
35	Faith McCullough	10	C	6-3	25	1.9	26	2.0	0	2	0
40	Hailey DeWitt	12	C	5-10	2	.2	4	.2	2	0	0
42	Olivia Hollenbeck	12	C	6-4	346	14.4	178	7.4	56	60	0

MALCOLM Clippers | Royal Blue/White | 19-6

Superintendent: Ryan Terwilliger
Principal: Greg Adams
Athletic Director: Jack Tarr
NSAA Team Enrollment:73
Conference: East Central Nebraska
Head Coach: Andy Klepper
Assistant Coaches: Michael Trausch, Seth Miller
State Tournament Appearances: 6
Most Recent State Tournament: 2017

Season Record 19-6

Weeping Water	L	41-57
Auburn	W	51-38
Conestoga	W	44-17
Cross County	W	41-30
Elmwood-Murdock	W	51-42
Raymond Central	W	64-33
Centennial	L	32-45
Wilber-Clatonia	W	59-21
Louisville	W	42-32
Palmyra	W	50-15
Milford	L	36-51
Fillmore Central	W	38-33
David City	W	48-33
Freeman	W	48-44
Wilber-Clatonia	W	49-16
Mead	W	71-32
Johnson County Central	W	72-42
Yutan	W	34-22
Auburn	W	48-29
Yutan	W	32-19
Weeping Water	L	44-48
Wahoo	L	22-41
Milford	W	35-25
Lincoln Christian	L	42-49
Ogallala	W	37-28

No.	Name	GR	POS	HT	PTS	AVG	REB	AVG	AST	STL	BLK
3	Lauryn England	9	G	5-7	11	1.4	12	1.5	2	5	0
4	Alyssa Fortik	9	G	5-1	301	12.5	64	2.7	67	81	1
5	Joslyn Small	11	G	5-2	182	7.3	66	2.6	34	54	1
10	Jordan Denton	10	G	5-5	28	1.4	29	1.4	8	12	1
11	Cora Schweitzer	10	F	5-4	0	0	2	0.3	2	2	0
12	Mikayla DeBaets	11	F	5-6	24	1.3	20	1.1	5	12	2
13	Jasmine Small	11	G	5-4	67	2.7	52	2.1	23	34	3
14	Ashlynn Sehi	11	F	5-7	110	4.4	127	5.1	20	50	5
15	Hadley Teut	11	F	5-7	27	1.1	25	1.0	8	15	3
23	Jordyn Virus	11	F	5-9	66	2.6	120	4.8	24	49	6
24	Diamond Sedlak	9	F	5-8	121	5.0	60	2.5	10	23	1
32	Reagan Wondercheck	10	G	5-7	4	0.8	4	0.8	0	1	0
33	Emma Brown	9	F	6-0	188	7.5	156	6.2	17	18	20
34	Kiana Dostal	10	G	5-5	0	0	0	0	0	0	0

ST. PAUL Wildcats | Royal Blue/Gold | 23-2

Superintendent: John Poppert
Principal: Jennifer Hagen
Athletic Director: Rick Peters
NSAA Team Enrollment:63
Conference: LouPlatte
Head Coach: Rick Peters
Assistant Coaches: Chris Elstermeier, Rusty Fuller, Emma Thede
State Tournament Appearances: 3
Most Recent State Tournament: 1993
State Championship Years: B/1993
Runner-up: B/1992

Season Record 23-2

Gibbon	W	56-44
Doniphan-Trumbull	W	43-15
Wood River	W	59-24
Fillmore Central	L	36-49
Tri County	W	60-22
Arcadia/Loup City	W	61-37
Broken Bow	W	57-34
Omaha Concordia	W	52-38
North Bend Central	L	34-38
Columbus Scotus	W	42-37
Boone Central/Newman Grove	W	44-41
Sandy Creek	W	55-23
Adams Central	W	53-39
Central City	W	68-39
Minden	W	53-39
Centura	W	54-43
Ord	W	51-42
Centura	W	46-29
Wood River	W	50-23
Ord	W	58-51
Ravenna	W	63-42
Holdrege	W	53-19
Columbus Lakeview	W	50-31
Columbus Scotus	W	38-33
Syracuse	W	41-33

No.	Name	GR	POS	HT	PTS	AVG	REB	AVG	AST	STL	BLK
0	Brooke Poppert	12	F	5-11	470	19,6	153	6.3	2	2	1
5	Paige Lukasiewicz	11	G	5-6	187	7.5	79	3	1	2	0
11	Jenna Jakubowski	9	F	5-8	0	0	0	0	0	0	0
12	Madison Hirschman	10	C	5-9	0	0	0	0	0	0	0
14	Amber Kosmicki	10	F	5-8	173	7,0	83	2.5	2	1	0
15	Anna Thede	12	G	5-6	76	3.0	77	3.0	2	1	0
20	Ashlyn Lukasiewicz	11	C	5-10	0	0	9	.o4	2	1	0
22	Dolcey Van Winkle	11	G	5-7	21	1	27	1	1	1	0
23	Paytyn Larsen	9	F	5-8	0	0	0	0	0	0	0
25	Olivia Poppert	10	G	6-0	284	11.4	181	7.3	5	2	2
30	Abby Elstermeier	11	F	5-10	0	0	0	0	0	0	0
31	Josie Jakubowski	11	F	5-8	38	1.3	30	1	1	1	0

WAHOO Warriors | Blue/Gold | 18-7

Superintendent: Brandon Lavaley
Principal: Jarred Royal
Athletic Director: Robert Barry
NSAA Team Enrollment:95
Conference: Nebraska Capitol
Head Coach: Linda Walker
Assistant Coaches: Wes Kramer, Jessica Kurth, Kelsey Sestak
State Tournament Appearances: 9
Most Recent State Tournament: 2019
Runner-up: C1/2010, C1/2011

Season Record 18-7

Bennington	L	53-68
Aurora	W	40-37
Ashland-Greenwood	W	43-38
Wayne	L	44-47
Louisville	W	42-41
Fort Calhoun	W	62-39
Lexington	W	54-33
Seward	W	59-52
Lincoln Lutheran	L	36-47
Crete	L	37-40
Omaha Mercy	W	46-35
Platteview	W	47-31
Douglas County West	W	51-22
Raymond Central	W	58-13
Raymond Central	W	55-21
Platteview	W	43-33
Syracuse	L	53-56
Syracuse	L	42-52
Aquinas Catholic	W	57-42
Arlington	W	41-35
Waverly	W	43-31
Malcolm	W	41-22
Arlington	W	48-44
North Bend Central	L	61-65
Chase County	W	51-36

No.	Name	GR	POS	HT	PTS	AVG	REB	AVG	AST	STL	BLK
4	Abigail Borchers	10	F	5-9	0	0	5	.5	1	1	1
10	Toni Greenfield	11	G	5-5	140	5.6	124	5	40	59	12
12	Taylor Luben	10	G	5-6	143	5.7	54	2.2	40	44	5
14	Autumn Iversen	9	G	5-6	147	5.9	75	3	26	42	7
20	Ella Lacey	9	G	5-4	10	.9	5	.5	1	1	0
22	Alyssa Luedtke	11	G	5-6	24	1.0	45	1.8	9	16	4
24	Kharissa Eddie	11	F	5-9	121	4.8	109	4.4	20	21	23
30	Kelsie Sears	11	F	6-0	176	7	103	4.1	43	42	31
32	Kendal Brigham	12	G	5-5	436	17.4	91	3.6	70	50	2
34	Courtney Strait	11	F	5-8	0	0	1	1	0	1	0
42	Sarah Kolterman	9	F	5-8	5	.5	8	.8	1	1	0
44	Kylee Kenning	10	F	5-8	4	.5	3	.4	0	0	0
54	Tessa Gatewood	11	C	6-0	3	.3	5	.5	0	0	0

CHADRON Cardinals | Scarlet Red/Black | 23-2

Superintendent: Dr. Caroline Winchester
Principal: Jerry Mack
Athletic Director: Andy Pope
NSAA Team Enrollment:112
Conference: Western
Head Coach: Jonn McLain
Assistant Coaches: Mike Sandstrom, Katie O'Boyle
State Tournament Appearances: 12
Most Recent State Tournament: 2016
Runner-up: C1/2000

Season Record 23-2

Gering	W	62-45
Scottsbluff	W	61-44
North Platte	W	62-54
Gordon-Rushville	W	47-21
Torrington, WY	W	56-35
Hot Springs, SD	W	54-12
Scottsbluff	W	61-49
Gering	W	65-32
Valentine	L	34-35
Hemingford	W	46-30
Mitchell	W	44-23
Hemingford	W	57-23
Alliance	W	51-12
Gering	W	61-40
Gordon-Rushville	W	56-19
Sidney	L	33-42
Douglas, SD	W	47-31
Alliance	W	47-13
Rapid City Christian, SD	W	61-39
Valentine	W	48-17
Sidney	W	51-37
Newcastle, WY	W	57-43
Gordon-Rushville	W	58-21
Ogallala	W	52-34
Omaha Roncalli Catholic	W	46-34

No.	Name	GR	POS	HT	PTS	AVG	REB	AVG	AST	STL	BLK
0	Allie Watson	11	G	5-7	1	0.1	4	0.2	1	3	0
1	Jacey Garrett	10	G	5-6	84	3.5	69	2.9	69	48	0
5	Makinley Fuller	9	F	5-9	9	.4	14	.6	3	7	0
10	Madisyn Hamar	12	G	5-8	70	2.9	38	1.6	27	13	0
11	Dawnielle Dunbar	12	G	5-10	80	3.3	59	2.5	30	10	5
12	Tyleigh Strotheide	12	G	5-9	155	6.5	77	3.2	61	62	2
13	Lauren Collins	12	F	5-10	2	.1	2	.1	0	0	0
14	Abbie Seymour	10	G	5-7	5	0.2	1	0.1	1	5	0
20	Macey Daniels	10	F	5-11	8	.4	7	.4	1	1	0
21	Shea Bailey	12	G	5-9	296	12.3	103	4.4	76	86	5
22	Kennedy Trueblood	11	F	5-9	11	0.5	9	0.4	2	4	2
30	Savanna Sayaloune	12	G	5-6	15	0.6	31	1.3	9	13	2
31	Olivia Reed	10	F	6-0	404	17.	162	6.8	44	87	24
34	Anika Burke	11	C	6-3	129	5.4	90	3.8	47	21	31

ADAMS CENTRAL Patriots | Red/White/Blue | 16-10

Superintendent: Shawn Scott
Principal: Dave Barrett
Athletic Director: Alan Frank
NSAA Team Enrollment:116
Conference: Central Conference
Head Coach: Evan Smith
Assistant Coaches: Josh Lewis, Michelle Bohlen, Kelli Hodgson, Terry Shuck
State Tournament Appearances: 5
Most Recent State Tournament: 2019
State Championship Years: C1/1995

Season Record 16-10

Aurora	W	47-40
Holdrege	W	54-34
Wood River	W	80-39
Centura	W	47-28
Winnebago	L	41-43
Fillmore Central	W	50-41
Bennington	L	52-58
Boone Central/Newman Grove	W	48-43
York	L	39-56
O'Neill	L	53-69
Lexington	W	50-21
St. Paul	L	39-53
Doniphan-Trumbull	W	59-27
Northwest	L	54-58
Central City	W	80-49
Grand Island Central Catholic	L	37-47
Aurora	W	54-24
Northwest	L	36-74
York	W	55-49
Hastings St. Cecilia	L	35-59
Kearney Catholic	W	56-41
Hastings	L	42-45
Ravenna	W	52-24
Southern Valley	W	35-17
Kearney Catholic	W	42-32
Broken Bow	W	52-37

No.	Name	GR	POS	HT	PTS	AVG	REB	AVG	AST	STL	BLK
1	Kadi Kimberly	9	G	5-6	0	0	1	.5	1	0	1
4	Sadie Loehr	10	G	5-5	12	.6	6	.3	5	4	0
12	Elizabeth Trausch	10	G	5-8	135	8.4	57	3.6	32	8	1
13	Brianna Stroh	10	F	5-9	10	.6	19	1.1	7	1	0
20	Corinne Choyeski	10	G	5-6	11	.8	4	.3	4	0	1
22	Abby Stroh	10	F	5-9	6	.3	6	.3	1	1	0
23	Jessica Babcock	10	G	5-7	210	9.1	107	4.7	55	40	5
24	Bryn Lang	12	G	5-8	247	9.5	67	2.6	20	33	5
32	Kylie Lancaster	9	G	5-8	0	0	1	.5	0	1	0
40	Rachel Goodon	9	C	6-2	153	6.1	186	7.4	25	11	11
41	Lauryn Scott	9	G	5-8	122	5.1	99	4.1	15	14	2
42	Caitlyn Scott	11	G	5-7	71	3.5	60	3	11	1	1
44	Camille Wellensiek	11	C	5-11	100	4.0	156	6	22	15	5
50	Kylie Dierks	12	F	5-8	219	8.4	143	5.5	48	20	8

NORTH BEND CENTRAL Tigers | Orange/Black | 24-2

Superintendent: Dan Endorf
Principal: Brenda Petersen
Athletic Director: Tony Allgood
NSAA Team Enrollment:80
Conference: East Husker
Head Coach: Aaron Sterup
Assistant Coaches: Kyle Meyer, Fred Ladehoff
State Tournament Appearances: 11
Most Recent State Tournament: 2019
State Championship Years: C1/1999, C1/2001
Runner-up: C1/1998

Season Record 24-2

Twin River	W	62-18
Seward	W	78-37
Schuyler	W	69-7
West Point-Beemer	W	53-43
Stanton	W	50-16
Pender	W	59-47
Humphrey/Lindsay Holy Family	W	60-38
St. Paul	W	38-34
Milford	W	45-37
Raymond Central	W	77-34
Logan View-Scribner-Snyder	W	60-14
Arlington	W	50-20
Wayne	W	65-30
Archbishop Bergan	W	47-37
Columbus Scotus	W	40-27
Oakland-Craig	L	39-40
Madison	W	58-18
Wisner-Pilger	W	52-25
Clarkson/Leigh	W	56-38
Pender	W	65-39
Oakland-Craig	L	48-49
Tekamah-Herman	W	59-23
Howells-Dodge	W	56-29
David City	W	51-20
Wahoo	W	65-61
Norfolk Catholic	W	55-47

No.	Name	GR	POS	HT	PTS	AVG	REB	AVG	AST	STL	BLK
3	Julia Knapp	12	G	5-5	16	1.3	8	.7	4	1	0
4	Kaila Lorence	11	G	5-5	0	0	7	.6	1	0	0
11	Kendyl Boyce	11	F	5-7	0	0	1	.1	1	1	0
12	Hannah Williams	11	G	5-6	92	3.7	34	1.4	13	17	1
14	Ally Pojar	11	C	5-9	69	2.8	45	1.8	11	20	16
15	Abby Post	12	F	5-8	98	3.9	73	2.9	25	13	3
20	Aleya Bourek	10	G	5-6	3	.2	2	.1	0	1	0
21	Madison Bishop	9	G	5-6	1	.1	16	1.0	0	1	1
23	Kaitlyn Emanuel	9	F	5-10	213	8.2	132	5.2	33	68	2.6
24	Cierra Kluthe	11	F	5-9	185	7.1	96	3.8	30	38	6
30	Sydney Emanuel	10	G	5-6	252	9.7	88	3.4	58	53	5
32	Megan Ortmeier	12	G	5-8	224	8.6	123	4.7	59	47	3
34	Madelyn Gaughen	10	F	5-9	18	1.2	18	1.2	8	11	1
40	Lauren Emanuel	12	C	6-1	277	10.7	214	8.2	45	52	18

WEST POINT-BEEMER Cadets | Red/Black/White | 23-5

Superintendent: William McAllister
Principal: D.J. Weddle
Athletic Director: Andrew Lewis
NSAA Team Enrollment:98
Conference: East Husker
Head Coach: Taylor Shepard
Assistant Coaches: Mike Waak, Jordan Miller, Quinn Wragge
State Tournament Appearances: 2
Most Recent State Tournament: 2019

Season Record 23-5

Arlington	L	37-43
Omaha Roncalli Catholic	W	48-46
Stanton	W	49-30
North Bend Central	L	43-53
Howells-Dodge	W	40-34
Auburn	W	50-38
Arlington	W	40-26
Hastings St. Cecilia	L	28-45
Fort Calhoun	W	52-19
Archbishop Bergan	W	45-32
Wisner-Pilger	W	60-49
BRLD	L	33-67
Battle Creek	W	47-32
Schuyler	W	52-17
Tekamah-Herman	W	59-19
Twin River	W	68-37
Logan View-Scribner-Snyder	W	60-28
Pierce	W	50-31
Wayne	W	54-34
Logan View-Scribner-Snyder	W	49-33
BRLD	W	53-39
Oakland-Craig	L	38-42
Pender	W	54-32
Madison	W	58-17
Oakland-Craig	W	59-57
Logan View-Scribner-Snyder	W	49-30
Winnebago	W	62-43
Milford	W	47-35

No.	Name	GR	POS	HT	PTS	AVG	REB	AVG	AST	STL	BLK
3	Mollie Nielsen	9	G	5-6	5	0.4	3	0.2	1	1	1
4	Hannah Landholm	11	G	5-5	19	0.8	23	1.0	4	4	2
10	Brooklyn Weddle	11	G	5-4	171	6.1	119	4.3	55	51	3
11	Lauryn Hagedorn	10	G	5-3	16	1.0	8	0.5	2	5	0
13	Jordyn Landholm	10	F	5-7	8	0.8	7	0.7	0	0	0
14	Rachel Groth	11	F	5-11	157	5.6	137	5.1	22	29	38
15	Reece Snodgrass	11	G	5-6	85	6.5	48	4.0	21	22	2
20	Sidney Swanson	11	G	5-7	569	20.3	165	6.1	84	110	24
22	Emily Toelle	10	G	5-5	90	3.2	51	1.9	13	21	2
23	Katie Groth	9	F	5-9	4	0.4	5	0.5	0	0	1
24	Katie Rainforth	10	F	5-4	21	1.0	17	0.8	1	1	1
25	Jadyn Meiergerd	10	G	5-8	220	7.9	84	3.1	28	44	24
32	Emily Oligmueller	10	F	5-7	11	0.7	9	0.6	1	2	3

Central Community College proudly supports
Nebraska High School Athletes
CCC Raiders
Women's Basketball
CENTRAL
RAIDERS
Women's: Basketball, Soccer, Softball, Volleyball
Men's: Basketball, Golf, Soccer
*Athletics located on Columbus Campus
Find your future at CCC!
1-877-222-0780 • www.cccneb.edu
Affirmative Action/Equal Opportunity Institution

JULY 17-26, 2020
CORNHUSKER
STATE GAMES

NEBRASKA HIGH SCHOOL SPORTS

HALL OF FAME

Honoring the past to inspire the future.

NEBRASKA HIGH SCHOOL HALL OF FAME FOUNDATION
SPORTS
"Honoring Our Past to Inspire the Future"

500 Charleston Street, Lincoln, NE 68508

nebhalloffame.org

HOURS OF OPERATION: T/W/TH/F: 10 a.m. - 4 p.m. or by appointment
402-476-4767
nhshofff@gmail.com

2019 TEAM CHAMPIONS

CLASS A
Millard North

CLASS B
Northwest

CLASS C1
Bishop Neumann

2019 TEAM CHAMPIONS

CLASS C2
Hastings
St. Cecilia

CLASS D1
Archbishop
Bergan

CLASS D2
Wynot

34th Annual MIKE TRADER'S 2020 Mid-America BASKETBALL CAMPS

- Over 145 of the boys and girls who played in the 2019 State Basketball Tournament have attended Mike Trader's Basketball Camp!
- Over 33,000 camp participants have attended during the past 33 years!
- Outstanding coaches!
- Individual skill development emphasized!
- Games!

GRAND ISLAND CENTRAL CATHOLIC
OGALLALA PRAIRIE VIEW • MORRILL HIGH SCHOOL
HASTINGS MIDDLE SCHOOL • DOANE UNIVERSITY
CCC - COLUMBUS • HASTINGS COLLEGE



INDIVIDUAL SESSIONS:

MAY 26 - 29 • GICC • Boys & Girls-Commuter Only
JUNE 1 - 4 • OGALLALA PRAIRIE VIEW • Boys & Girls-Commuter Only
JUNE 15 - 17 • MORRILL HIGH SCHOOL • Boys & Girls-Commuter Only
JUNE 29 - JULY 2 • HASTINGS MIDDLE SCHOOL • Boys & Girls-Commuter Only
JULY 7 - 10 • DOANE UNIVERSITY • Boys & Girls-Overnight & Commuter
JULY 19 - 22 • CCC-COLUMBUS • Boys & Girls-Overnight & Commuter
JULY 23 - 26 • HASTINGS COLLEGE • Boys-Overnight & Commuter
JULY 27 - 30 - GICC • Boys & Girls-Commuter Only

For more information or applications,
log on to Mike Trader's website at
www.traderscamp.com
Or write to:
Mike Trader, P.O. Box 86, York, NE 68467--0086
Phone: 402-960-8011
E-mail: mtrader@hastings.edu

Pro Team DESIGN, INC.
Specializing in Custom Screen Printing, Embroidery & Team Uniforms
Ph: 308-398-1154 Fax: 308-398-1155
2710 Old Fair Rd. • Grand Island, NE 68803

CLASS C2

NSAA Girls Basketball Bracket

Lincoln North Star • March 5 • 2:00 pm

#1
Oakland-Craig
Knights (25-1) 46.6154

vs.

#8
Clarkson/Leigh
Patriots (20-5) 43.5600

Lincoln North Star • March 5 • 3:45 pm

#4
Ponca
Indians (21-4) 45.4400

vs.

#5
Grand Island Central Catholic
Crusaders (17-7) 45.3750

Lincoln North Star • March 5 • 7:00 pm

#2
Crofton
Warriors (23-3) 46.2308

vs.

#7
BRLD
Wolverines (20-5) 45.0000

Lincoln North Star • March 5 • 8:45 pm

#3
Hastings St. Cecilia
Hawkettes(23-3) 46.0385

vs.

#6
Superior
Wildcats (21-3) 45.3750

Semifinals
Devaney Sports Center • March 6 • 7:00 pm

Winner Game 1

Winner Game 2

Semifinals
Devaney Sports Center • March 6 • 8:45 pm

Winner Game 3

Winner Game 4

Finals
Pinnacle Bank Arena • March 7 • 8:30 pm

Winner Game 5

Winner Game 6

Champion

Consolation
Lincoln East • March 7 • 1:00 pm

Loser Game 5

Loser Game 6

Third Place

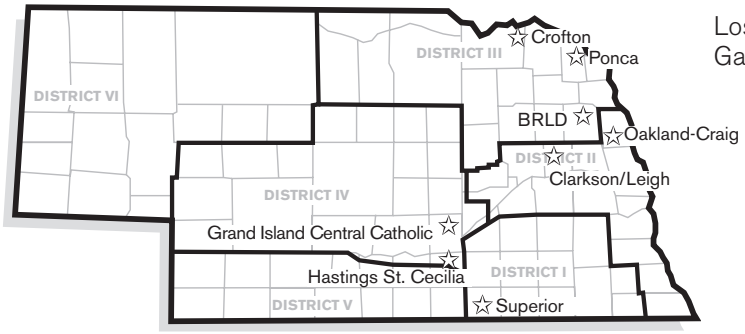

OAKLAND-CRAIG Knights | Orange/White | 25-1

Superintendent: Jeff Smith
Principal: Rusty Droescher
Athletic Director: Dallas Sweet
NSAA Team Enrollment:43
Conference: East Husker
Head Coach: Joe Anderson
Assistant Coaches: Dane Eisenmenger, Scott Guzinski, Chris Johnson
State Tournament Appearances: 3
Most Recent State Tournament: 2019

No.	Name	GR	POS	HT	PTS	AVG	REB	AVG	AST	STL	BLK
0	Chaney Nelson	9	G	5-7	248	9.5	58	2.32	37	72	5
2	Kennedy Benne	12	G	5-7	545	20.96	155	5.96	70	141	7
3	Sydney Guzinski	9	G	5-7	172	6.6	112	4.3	52	55	8
4	Mya Guzinski	12	G	5-6	64	2.5	49	1.88	143	97	8
5	Laryn Johnson	9	G	5-6	2	.1	5	.2	7	7	1
12	Edie Anderson	11	G	5-4	60	2.3	18	.7	37	32	3
22	Sadie Nelson	9	G	5-7	100	3.8	60	2.3	54	63	17
30	Shea Johnson	9	F	5-7	7	.25	23	.8	1	4	4
32	Roberta Ferraresi	10	F	5-6	0	0	0	0	0	0	0
34	Johnna Peterson	9	G	5-7	6	.25	7	.25	0	0	0
42	Makenna Pearson	11	F	5-10	95	3.6	104	4.8	4	17	14
54	Jeannina Blahak	11	C	6-1	152	5.8	131	5.0	1	16	41

Season Record 25-1

Logan View-Scribner-Snyder	W	64-24
Boys Town	W	64-14
Clarkson/Leigh	W	55-31
Pender	W	54-26
Howells-Dodge	W	59-34
Winnebago	W	64-59
Wisner-Pilger	W	54-18
Madison	W	66-21
Wilber-Clatonia	W	61-12
Centennial	W	55-41
Omaha Nation	W	78-24
Stanton	W	61-13
Elmwood-Murdock	W	58-33
BRLD	W	55-52
Tekamah-Herman	W	63-29
North Bend Central	W	40-39
Norris	W	48-40
Humphrey/Lindsay Holy Family	W	55-40
Tekamah-Herman	W	72-36
West Point-Beemer	W	42-38
North Bend Central	W	49-48
Archbishop Bergan	W	45-34
West Point-Beemer	L	57-59
Mead	W	69-39
Yutan	W	52-39
Wood River	W	55-38

CLARKSON/LEIGH Patriots | Red/White/Blue | 20-5

Superintendents: Rich Lemburg, Stephanie Petersen
Principals: Lee Schneider, Troy Holmberg
Athletic Directors: Lee Schneider, Troy Holmberg
NSAA Team Enrollment:49
Conference: East Husker
Head Coach: Matt Murren
Assistant Coaches: Bryan Becker, Abby Sayers
State Tournament Appearances: 1

No.	Name	GR	POS	HT	PTS	AVG	REB	AVG	AST	STL	BLK
1	Ashlynn Novotny	12	G	5-11	179	7.5	136	5.7	137	77	10
2	Kimberly Stodola	12	F	5-9	113	4.9	75	3.3	5	53	7
3	Makenna Held	10	G	5-6	7	0.5	10	.7	1	2	0
4	Kennedy Settje	10	G	5-7	235	9.8	66	2.8	38	49	6
5	Faith Indra	10	G	5-4	66	3.0	26	1.2	11	15	2
10	Reagan Settje	12	F	5-8	24	1	29	1.2	7	7	5
11	Haley Bovee	10	F	5-8	6	0.7	4	.4	0	0	0
12	Bailey Lemburg	11	G	5-5	43	1.8	16	0.7	13	7	0
14	Emily Loseke	11	G	5-4	0	0	5	1.3	1	0	0
21	Cassidy Hoffman	11	F	6-0	225	9.4	161	6.7	32	58	16
22	Abbigail Brabec	12	F	5-7	11	.8	7	.5	0	3	1
23	Alissa Kasik	11	G	5-5	127	5.3	29	1.2	44	37	4
24	Kayden Schumacher	11	F	5-7	118	4.9	78	3.3	3	19	5

Season Record 20-5

Humphrey/Lindsay Holy Family	L	41-48
Madison	W	69-31
Oakland-Craig	L	31-55
Winside	W	56-15
BRLD	L	29-37
David City	W	50-24
Howells-Dodge	W	53-36
Arcadia/Loup City	W	43-38
Shelby-Rising City	W	72-25
Columbus Lakeview	W	63-34
Aquinas Catholic	W	39-36
East Butler	W	63-41
Tekamah-Herman	W	57-30
Pender	L	44-49
Twin River	W	58-25
Lutheran High Northeast	W	50-45
Wisner-Pilger	W	49-39
Stanton	W	28-16
North Bend Central	L	38-56
Tekamah-Herman	W	44-41
Logan View-Scribner-Snyder	W	54-26
Stanton	W	48-20
Stanton	W	34-10
Howells-Dodge	W	41-39
Guardian Angels Central Catholic	W	45-44

PONCA Indians | Blue/White | 21-4

Superintendent: Jody Phillips
Principal: Derek Lahm
Athletic Director: Bob Hayes
NSAA Team Enrollment:53
Conference: Lewis & Clark
Head Coach: Bob Hayes
Assistant Coaches: Ryan Olander, Jared Curry
State Tournament Appearances: 9
Most Recent State Tournament: 2019
Runner-up: C2/1993

Season Record 21-4

Hartington-Newcastle	W	54-27
Wayne	W	55-32
Randolph	W	78-17
Irene-Wakonda, SD	W	56-52
Laurel-Concord-Coleridge	W	61-29
Vermillion, SD	W	53-44
Emerson-Hubbard	W	76-12
Neligh-Oakdale	W	62-29
Winnebago	W	66-47
BRLD	L	48-54
Crofton	L	33-44
Dakota Valley, SD	W	52-39
Wakefield-Allen	W	64-46
Winnebago	W	54-42
Hartington Cedar Catholic	W	50-37
Wynot	W	38-37
Walthill	W	78-29
Wakefield-Allen	W	58-14
Winnebago	W	64-32
Wynot	L	50-53
Elk Point-Jefferson, SD	W	46-37
Homer	W	65-47
Homer	W	44-18
Guardian Angels Central Catholic	L	33-47
Lourdes Central Catholic	W	39-37

No.	Name	GR	POS	HT	PTS	AVG	REB	AVG	AST	STL	BLK
10	Addison McGill	10	G	5-4	59	2.5	31	1.3	37	22	1
12	Alyssa Crosgrove	11	G	5-8	153	6.4	52	2.2	55	47	7
14	Maggie McGill	12	G	5-6	98	4.1	22	.9	53	38	1
20	Kaci Day	12	F	5-10	352	14.7	162	6.75	46	52	5
22	Ellie McAfee	9	G	5-8	33	1.9	13	.76	6	13	0
24	Breanna Gill	12	F	5-9	74	3.1	66	2.8	32	23	2
30	Meg Keller	12	G	5-7	18	1.3	20	1.3	6	4	0
32	Hannah Wahls	11	G	5-5	9	.8	4	.3	4	4	0
34	Ashlyn Kingsbury	9	F	5-11	254	11.0	105	4.5	35	49	17
40	Gracen Evans	9	F	5-10	18	1.3	27	1.9	3	6	1
42	Morgan Nelson	12	F	5-9	54	2.3	58	2.4	21	11	3
44	Samantha Ehlers	9	F	6-0	185	7.7	115	4.8	29	21	6
50	Lauryn Gill	11	F	5-7	6	.5	5	.4	4	4	0
52	Tailynn Lawyer	11	F	5-9	23	1.5	9	.6	4	6	2

GRAND ISLAND CENTRAL CATHOLIC Crusaders | Columbia Blue/Navy Blue/White | 17-7

Superintendent: Greg Logsdon
Principal: Jordan Engle
Athletic Director: Dick Ross
NSAA Team Enrollment:54
Conference: Centennial West
Head Coach: Stacia Rice
Assistant Coaches: Maria Tibbetts, Makenzie Mudloff, Howard Schumann
State Tournament Appearances: 8
Most Recent State Tournament: 2018

Season Record 17-7

Lincoln Lutheran	W	30-28
Omaha Gross Catholic	W	58-49
Columbus Scotus	W	47-42
North Platte	L	50-54
Blue Hill	W	46-27
Lincoln Christian	L	40-58
Gothenburg	W	62-33
Sutton	W	40-34
Holdrege	W	47-35
Northwest	L	31-48
Kearney Catholic	L	48-56
Doniphan-Trumbull	W	57-43
York	W	67-62
Wood River	L	54-61
Centura	W	56-26
Adams Central	W	47-37
Lincoln Lutheran	W	39-32
Lincoln Christian	L	38-45
Aurora	W	46-39
Lexington	W	47-30
Hastings St. Cecilia	W	47-37
Blue Hill	W	43-17
Hastings St. Cecilia	L	33-52
Bridgeport	W	54-32

No.	Name	GR	POS	HT	PTS	AVG	REB	AVG	AST	STL	BLK
2	Raegan Gellatly	11	G	5-2	11	0.6	11	0.6	5	4	0
4	Alexis Mudloff	11	G	5-6	36	1.6	55	2.5	33	25	4
10	Alyssa Wilson	10	G	5-6	67	2.8	48	2	20	33	1
12	Jenna Heidelk	10	G	5-4	97	4.2	56	2.4	65	41	1
14	Allison Kalvoda	12	C	5-10	31	1.7	44	2.4	9	18	1
20	Grace Herbek	11	G	5-6	13	0.7	6	0.3	4	9	0
22	Katie Maser	12	G	5-8	206	8.6	83	3.5	23	47	7
24	Rylie Rice	10	G	5-9	288	15.2	77	4.1	32	34	5
30	Amanda Kulp	11	G	5-5	0	0	4	0.3	1	3	0
32	Elli Steenson	12	C	5-10	92	3.8	72	3	21	8	5
34	Gracie Woods	9	C	5-11	131	6	74	3.4	17	13	7
40	Hannah Gellatly	9	G	5-2	2	0.2	2	0.5	2	0	0
42	Chloe Cloud	10	C	6-2	108	4.5	77	6.6	28	34	24
50	Lucy Ghaifan	9	C	6-0	51	2.8	40	2.2	5	9	1

CROFTON Warriors | Maroon/White | 23-3

Superintendent: Chris Look
Principal: Johnnie Ostermeyer
Athletic Director: Ann Kramer
NSAA Team Enrollment:44
Conference: Mid-State
Head Coach: Aaron Losing
Assistant Coaches: Tiffany Panning, Bridget Schumacher, Maggie Moon
State Tournament Appearances: 18
Most Recent State Tournament: 2019
State Championship Years: C1/2005, C1/2006, C1/2007, C2/2012, C2/2013, C2/2014, C2/2015, C2/2016
Runner-up: C1/1991, C1/1994, C2/2011, C2/2019

Season Record 23-3

Hartington Cedar Catholic	W	56-40
Laurel-Concord-Coleridge	W	63-42
Boone Central/Newman Grove	W	55-33
Boyd County	W	54-14
Guardian Angels Central Catholic	L	42-52
Niobrara/Verdigre	W	61-20
Creighton	W	62-20
York	W	64-43
Humphrey St. Francis	L	55-67
O'Neill	W	65-39
Battle Creek	W	70-49
Ponca	W	44-33
Sioux City West, IA	W	81-53
Lennox, SD	L	45-55
West Central, SD	W	54-51
Wayne	W	69-47
Hartington-Newcastle	W	74-32
Pierce	W	63-29
Hartington Cedar Catholic	W	53-39
Battle Creek	W	66-39
Norfolk Catholic	W	45-30
Norfolk Catholic	W	62-44
Randolph	W	65-13
Boyd County	W	48-34
North Central	W	53-38
Freeman	W	57-13

No.	Name	GR	POS	HT	PTS	AVG	REB	AVG	AST	STL	BLK
3	Alexis Folkers	10	G	5-5	181	7.0	104	4.0	99	55	3
4	Jayden Jordan	10	G	5-7	165	6.3	56	2.2	38	31	3
5	Ella Wragge	10	F	5-9	127	4.9	75	2.9	29	31	20
10	Kaley Einrem	11	G	5-6	281	10.8	90	3.5	80	78	11
12	Allie Dahl	11	F	5-9	22	1.2	20	1.1	3	9	2
14	Elyssa Tramp	12	G	5-6	121	4.7	38	1.5	35	18	0
20	Jada Schmidt	10	F	5-6	11	0.6	10	0.6	0	5	2
22	Ashley Tramp	10	G	5-5	91	3.6	37	1.5	36	30	5
24	Alexis Arens	12	F	5-8	150	7.9	83	4.4	37	20	8
30	Ryah Ostermeyer	12	F	5-8	126	4.8	76	2.9	49	38	7
42	Keirra Vornhagen	12	F	5-9	5	0.4	10	0.8	3	3	1
44	Lacey Sprakel	11	C	5-9	246	11.7	129	6.1	32	29	16

BRLD Wolverines | Black/UCLA Blue/Gold | 20-5

Superintendents: Dr. Jon Cerny, Fred Hansen
Principals: Mike Sjuts, Weston Swanson
Athletic Directors: Matt Kai, Bruce Knaak
NSAA Team Enrollment:46
Conference: East Husker Conference
Head Coach: Rod Peters
Assistant Coaches: Matt Wegner, Megan Sovde
State Tournament Appearances: 1

Season Record 20-5

Omaha Nation	W	72-21
Homer	W	61-40
Pierce	W	53-38
Walthill	W	84-18
Clarkson/Leigh	W	37-29
Howells-Dodge	W	60-28
Boys Town	W	75-18
Homer	W	56-39
Guardian Angels Central Catholic	W	60-50
Ponca	W	54-48
Pender	W	52-43
West Point-Beemer	W	67-33
Tekamah-Herman	W	67-43
Oakland-Craig	L	52-55
Wakefield-Allen	W	81-56
Humphrey/Lindsay Holy Family	L	71-74
Stanton	W	62-29
Winnebago	L	70-71
Twin River	W	71-24
West Point-Beemer	L	39-53
Humphrey/Lindsay Holy Family	W	55-46
Wisner-Pilger	W	63-43
Logan View-Scribner-Snyder	W	62-17
Guardian Angels Central Catholic	L	36-51
South Loup (Callaway/Arnold)	W	43-32

No.	Name	GR	POS	HT	PTS	AVG	REB	AVG	AST	STL	BLK
2	Isabel Freemont	11	G	5-8	242	9.7	75	3	54	38	2
3	Aubrey Berg	11	G	5-4	66	2.6	50	2	58	30	0
10	Audra Nolting	11	F	5-8	4	.3	11	.8	8	3	0
11	KaiLynn Lovejoy	12	F	5-9	252	10.1	120	4.8	33	29	10
12	Megan Beutler	9	F	5-11	31	1.6	29	1.5	7	10	1
13	Treyla Sheridan	10	F	6-0	2	.5	1	.3	0	0	0
14	McKenzie Murphy	9	G	5-6	36	1.6	19	.9	11	9	1
15	Caragan Tietz	11	G	5-9	301	12	112	4.5	111	73	5
20	Elise Anderson	10	F	5-11	11	.8	13	.9	2	3	0
22	Isabella Bonneau	9	G	5-7	11	.7	8	.5	12	12	0
23	Emma Beutler	11	F	5-8	33	2.8	34	2.8	4	7	4
24	Alyssa Buchholz	10	F	5-9	154	6.2	85	3.4	28	35	1
25	Kelsey Larsen	12	F	5-8	67	2.7	124	5	51	46	1
50	Jordan Snyder	10	F	6-2	293	11.7	175	7	13	20	51

HASTINGS ST. CECILIA Hawkettes | Blue/White | 23-3

Superintendent: Fr. Tom Brouillette
Principal: Sandy VanCura
Athletic Director: Kevin Asher
NSAA Team Enrollment:57
Conference: Centennial West
Head Coach: Greg Berndt
Assistant Coach: Rachel Jelden
State Tournament Appearances: 20
Most Recent State Tournament: 2019
State Championship Years: C/1977, C/1978, C/1979, C1/2011, C2/2019
Runner-up: C/1982, C2/2013, C2/2014, C2/2015

No.	Name	GR	POS	HT	PTS	AVG	REB	AVG	AST	STL	BLK
1	Erin Sheehy	10	G	5-2	9	0.4	16	0.8	4	9	0
2	Allison Stritt	9	G	5-6	0	0	0	0	0	0	0
3	Chloe McCauley	12	G	5-6	83	3.3	42	1.7	40	30	0
4	Bailey Kissinger	10	G	5-6	285	11.4	104	4.2	66	58	0
5	Shaye Butler	10	F	5-9	53	2.7	41	2.1	18	14	0
10	Olivia Kvols	10	G	5-6	0	0	0	0	0	0	0
12	Elizabeth Landgren	10	F	5-7	9	0.9	11	1.1	3	2	0
13	Tori Thomas	12	C	6-0	339	13.6	177	7.1	18	25	0
14	Hannah Schneider	9	F	5-6	0	0	0	0	0	0	0
22	Natalie Kissinger	12	G	5-5	183	7.3	32	1.3	22	15	0
23	Makenna Asher	12	G	5-10	204	8.2	123	4.9	28	27	0
24	Adeline Kirkegaard	10	C	6-2	32	1.8	38	2.1	10	4	0
25	Katharine Hamburger	11	F	5-10	140	5.6	99	4.0	31	29	0

Season Record 23-3

Columbus Scotus	W	59-21
Bishop Neumann	W	50-26
Doniphan-Trumbull	W	52-28
Blue Hill	W	49-33
Ord	W	60-31
Sutton	W	49-30
Hartington Cedar Catholic	W	62-40
Pender	W	47-35
West Point-Beemer	W	45-28
Fillmore Central	W	63-44
Sandy Creek	W	68-12
Lincoln Christian	W	54-45
Northwest	L	50-55
Minden	W	66-26
Kearney Catholic	W	51-27
Superior	W	53-45
Aquinas Catholic	W	56-21
Columbus Scotus	W	42-27
Archbishop Bergan	W	45-32
Lincoln Christian	L	45-48
Adams Central	W	59-35
Lincoln Lutheran	W	56-31
Grand Island Central Catholic	L	37-47
Doniphan-Trumbull	W	63-11
Grand Island Central Catholic	W	52-33
Centennial	W	46-26

SUPERIOR Wildcats | Red/White | 21-3

Superintendent: Marty Kobza
Principal: Bob Cook
Athletic Director: Kevin Miller
NSAA Team Enrollment:53
Conference: Southern Nebraska
Head Coach: Jim Sullivan
Assistant Coaches: Chad Schnakenberg, Chrissy Ehlers
State Tournament Appearances: 9
Most Recent State Tournament: 2019
State Championship Years: C2/2018

No.	Name	GR	POS	HT	PTS	AVG	REB	AVG	AST	STL	BLK
0	Laci Kirchhoff	9	G	5-6	2	.2	4	.3	1	1	0
3	Neah McMeen	9	G	5-5	6	2	1	.3	0	0	0
4	Brooklynn Grabast	9	F	5-8	0	0	3	1	0	0	0
5	Sierra Blackburn	11	G	5-6	51	2.2	27	1.2	16	16	2
11	Emma Henderson	10	C	5-10	12	.8	16	1.1	3	2	1
12	Zaveah Kobza	12	G	5-8	88	3.8	49	2.1	54	26	4
14	Hallie Miller	12	G	5-7	107	4.7	60	2.6	39	32	5
22	Emma Schnakenberg	12	C	6-0	63	2.7	88	3.8	17	16	0
23	Ella Gardner	9	G	5-7	4	.2	15	.9	7	3	3
24	Trisha Hayes	12	G	5-7	104	4.5	87	3.8	58	47	5
30	Shayla Meyer	10	F	5-11	309	13.4	125	5.4	36	35	21
40	Kalynn Meyer	12	C	6-3	473	21.5	345	15.7	37	48	77
42	Noelle McMeen	12	G	5-6	33	1.5	21	1	13	12	0
44	Atlee Kobza	9	F	5-9	6	.4	11	.8	3	0	0

Season Record 21-3

Sutton	W	45-33
Belleville - Republic Co., KS	W	64-25
Fairbury	W	50-31
Blue Hill	W	49-19
Wilber-Clatonia	W	65-12
Southern Valley	W	48-18
Cross County	W	64-39
Milford	L	30-42
Centennial	W	50-29
Thayer Central	L	42-48
Fillmore Central	W	48-32
Heartland	W	52-24
Sandy Creek	W	61-14
Hastings St. Cecilia	L	45-53
Doniphan-Trumbull	W	61-36
Deshler	W	67-24
David City	W	57-18
Sutton	W	50-35
Milford	W	57-30
Smith Center, KS	W	51-26
Lawrence-Nelson	W	77-34
Thayer Central	W	55-26
Fillmore Central	W	72-41
North Central	W	43-41

NEBRASKA SCHOOL ACTIVITIES ASSOCIATION

https://nsaahome.org/

402-489-0386

SPORTSMANSHIP MATTERS

Cheer loud and proud for your team but please let the players play, the coaches coach, the officials officiate, and be respectful of the opposing team and fans!

CLASS D1

NSAA Girls Basketball Bracket

Lincoln Southwest • March 5 • 9:00 am

#1
Weeping Water
Indians (25-1) 46.5385

vs.

#8
Hartington Cedar Catholic
Trojans (10-13) 42.0870

Lincoln Southwest • March 5 • 10:45 am

#4
Maywood-Hayes Center
Wolves (23-3) 44.5000

vs.

#5
Archbishop Bergan
Knights (14-9) 44.4348

Lincoln Southwest • March 5 • 2:00 pm

#2
CWC
Renegades (25-1) 46.3462

vs.

#7
Dundy County-Stratton
Tigers (18-6) 43.6667

Lincoln Southwest • March 5 • 3:45 pm

#3
Pleasanton
Bulldogs (25-0) 45.7200

vs.

#6
Pender
Pendragons (17-11) 43.9286

Semifinals
Devaney Sports Center • March 6 • 9:00 am

Winner Game 1

Winner Game 2

Semifinals
Devaney Sports Center • March 6 • 10:45 am

Winner Game 3

Winner Game 4

Finals
Pinnacle Bank Arena • March 7 • 9:00 am

Winner Game 5

Winner Game 6

Champion

Consolation
Lincoln East • March 7 • 11:00 am

Loser Game 5

Loser Game 6

Third Place

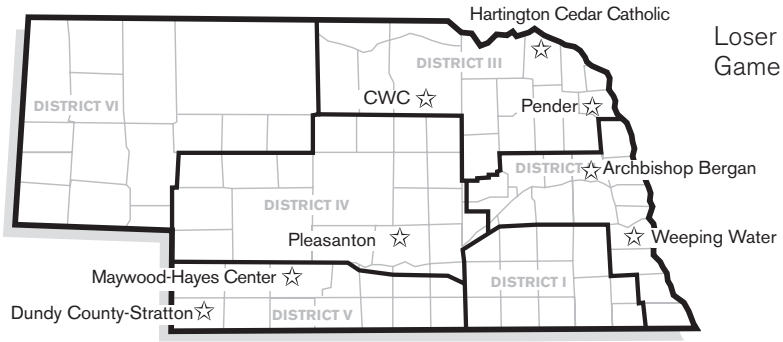

WEEPING WATER Indians | Red/White | 25-1

Superintendent: Keven Reiman
Principal: Tiffanie Welte
Athletic Director: Mike Barrett
NSAA Team Enrollment:37
Conference: East Central Nebraska
Head Coach: Joel Haveman
Assistant Coaches: Michelle Heath, Jay Twomey, Marylyn Mozena
State Tournament Appearances: 3
Most Recent State Tournament: 2019

Season Record 25-1

Malcolm	W	57-41
Humboldt-Table Rock-Steinauer	W	60-29
Auburn	W	47-37
Omaha Christian Academy	W	87-13
Yutan	W	48-29
Palmyra	W	64-18
Elmwood-Murdock	W	63-43
Lewiston	W	62-17
Sterling	L	44-48
Pawnee City	W	73-43
Ashland-Greenwood	W	61-47
Conestoga	W	73-25
Johnson-Brock	W	54-48
Mead	W	65-24
Fort Calhoun	W	58-23
Johnson County Central	W	71-49
Omaha Brownell Talbot	W	56-47
Lourdes Central Catholic	W	50-31
Louisville	W	62-33
Louisville	W	52-31
Elmwood-Murdock	W	37-27
Malcolm	W	48-44
Falls City Sacred Heart	W	59-48
Pawnee City	W	52-31
Humboldt-Table Rock-Steinauer	W	53-35
Twin River	W	55-20

No.	Name	GR	POS	HT	PTS	AVG	REB	AVG	AST	STL	BLK
0	Reagan Aronson	11	G	5-5	156	6	51	1.9	17	20	0
2	Jamison Twomey	11	G	5-6	130	5	16	0.6	16	12	0
3	Karley Ridge	10	F	5-9	72	2.8	77	2.9	18	23	9
4	Kelsi Vogler	12	G	5-6	5	0.3	12	0.7	3	2	0
5	Bailee Nissen	12	F	5-8	88	3.4	89	3.4	17	20	0
11	Reba Wilson	11	F	5-7	79	3	53	2.0	21	17	0
22	Lauren Wehrbein	10	G	5-5	11	0.6	12	0.7	7	5	0
23	Grace Cave	11	G	5-9	483	18.6	130	5.0	131	122	32
24	Natania French	10	F	5-9	4	0.2	8	0.4	0	3	0
25	Peyton Barrett	12	G	5-5	462	17.8	150	5.8	72	105	2
33	Kiera Brack	10	F	5-7	12	0.7	9	0.6	2	2	0
35	Brooklyn Rathe	10	F	5-7	9	0.5	9	0.6	0	0	0
40	Ciera Dieter	10	G	5-6	0	0	0	0	0	0	0
45	Lauren Harms	10	F	5-4	0	0	0	0	0	0	0

HARTINGTON CEDAR CATHOLIC Trojans | Red/White | 10-13

Superintendent: Fr. Owen Korte
Principal: Christopher Uttecht
Athletic Director: Mike Johnson
NSAA Team Enrollment:38
Conference: Mid-State
Head Coach: Craig Wortmann
Assistant Coach: Frank Gade
State Tournament Appearances: 11
Most Recent State Tournament: 2018
State Championship Years: B/1986
Runner-up: B/1987, C2/2001, C2/2010

Season Record 10-13

Crofton	L	40-56
Boone Central/Newman Grove	L	40-51
O'Neill	L	49-61
Norfolk Catholic	W	46-40
Hastings St. Cecilia	L	40-62
Wayne	W	65-49
Laurel-Concord-Coleridge	W	59-40
Dakota Valley, SD	L	54-68
Laurel-Concord-Coleridge	W	54-44
Pierce	L	42-56
Creighton	W	65-53
Wayne	W	51-40
Guardian Angels Central Catholic	L	36-46
Ponca	L	37-50
Lutheran High Northeast	L	55-62
Crofton	L	39-53
Pierce	W	46-42
O'Neill	L	46-48
Homer	L	48-52
Battle Creek	L	33-42
Creighton	W	57-43
Hartington-Newcastle	W	57-38
Humphrey/Lindsay Holy Family	W	71-59

No.	Name	GR	POS	HT	PTS	AVG	REB	AVG	AST	STL	BLK
2	Makenna Noecker	9	G	5-6	283	12.9	34	1.5	15	38	1
4	Makenzie Arens	11	G	5-4	6	.4	4	.3	0	3	0
5	Elly Becker	11	G	5-7	2	.4	0	0	0	0	0
10	Jordyn Steffen	10	G	5-6	12	1.0	2	.1	0	1	0
11	Gracie Dickes	11	G	5-6	1	.1	1	.1	1	1	0
15	Laney Kathol	9	F	5-10	32	1.5	50	2.4	4	7	5
20	Abby Hochstein	12	F	5-9	229	10.0	135	5.9	9	21	1
21	Aiden Wortmann	12	G	5-10	181	7.9	107	4.7	18	40	11
23	Megan Heimes	11	G	5-4	42	1.8	46	2	11	10	0
32	Olivia Hamilton	10	G	5-6	0	0	3	.6	0	0	0
33	Brynn Wortmann	11	G	5-9	286	13.6	55	2.6	20	41	7
42	Ann Steffen	12	F	5-10	0	0	4	.3	0	1	1
44	Brooklyn Kuehn	11	F	5-10	54	3.4	39	2.4	4	9	4

MAYWOOD-HAYES CENTER Wolves | Green/Gray/Black | 23-3

Superintendents: Jason Brown, Tony Primavera
Principals: Lucas McCain, Megan Soundy
Athletic Directors: Kolby Hamilton, Aaron Gallegos
NSAA Team Enrollment:27
Conference: Republican Plains Activities Conference
Head Coach: Kimberly Stengel
Assistant Coaches: Jim Cole, Sarah Rosno
State Tournament Appearances: 1

Season Record 23-3

Wallace	W	58-16
Southwest	W	61-30
Southwest	W	55-27
Hitchcock County	L	34-44
Oberlin-Decatur Comm., KS	W	44-38
Sandhills Valley	W	60-36
Brady	W	76-30
Wallace	W	50-26
Garden County	W	59-20
Mullen	L	40-52
Hi-Line	W	52-39
Paxton	W	63-22
Maxwell	W	60-28
Arthur County	W	61-38
Bertrand	W	55-31
Paxton	W	74-39
Hitchcock County	W	52-46
Dundy County-Stratton	L	39-55
Southern Valley	W	40-32
Medicine Valley	W	56-20
Hitchcock County	W	62-43
South Platte	W	42-28
Wauneta-Palisade	W	55-29
Sandhills Valley	W	49-23
North Platte St. Patrick's	W	36-31
Diller-Odell	W	37-27

No.	Name	GR	POS	HT	PTS	AVG	REB	AVG	AST	STL	BLK
11	Karlie Erickson	10	G	5-5	0	0	2	.2	3	3	0
12	Ashlin Broz	9	G	5-5	272	10.5	65	2.5	72	79	0
14	Avery Johnson	12	G	5-10	383	14.7	196	7.5	53	79	6
20	Julia Broker	11	G	5-6	4	.3	3	.2	4	4	0
22	Stevie Handsaker	10	F	5-10	5	.3	12	.8	15	4	0
23	Olivia Hansen	9	F	5-9	29	1.2	55	2.2	15	.6	1
24	Karlie Gerlach	12	F	5-8	7	.4	14	.9	5	2	0
30	Jaycee Lapp	12	G	5-6	229	8.8	77	3.0	59	81	5
31	Jaycee Widener	11	F	5-10	284	10.9	229	8.8	59	92	27
32	Natalie Koubek	12	F	5-9	12	.7	5	.3	5	1	1
34	Kiley Hejtmanek	9	G	5-5	26	1.4	20	1.1	8	7	0
41	Abbie Brott	12	F	5-10	26	1.3	23	1.2	6	3	1
42	Alexis Wood	9	F	5-6	28	1.1	51	2.0	17	28	0
52	Maci Sorge	12	F	5-7	65	2,5	98	3.8	26	25	1

ARCHBISHOP BERGAN Knights | Kelly Green/Gold/White | 14-9

Superintendent: Fr. Walter Nolte
Principal: Dan Koenig
Athletic Director: Chris Rainforth
NSAA Team Enrollment:32
Conference: Centennial East
Head Coach: Nate Pribnow
Assistant Coaches: Jim Peitzmeier, Rylee Moore-Ryberg
State Tournament Appearances: 6
Most Recent State Tournament: 2019
State Championship Years: D1/2019
Runner-up: C1/1988

Season Record 14-9

Omaha Christian Academy	W	78-22
Douglas County West	W	61-26
Omaha Brownell Talbot	W	53-36
Aquinas Catholic	L	33-37
Omaha Roncalli Catholic	W	43-34
Lourdes Central Catholic	W	35-24
Lincoln Christian	L	40-47
Omaha Roncalli Catholic	L	49-55
Plattsmouth	W	45-35
West Point-Beemer	L	32-45
Arlington	W	48-40
Guardian Angels Central Catholic	L	42-54
North Bend Central	L	37-47
Columbus Scotus	L	35-40
Kearney Catholic	W	58-56
Hastings St. Cecilia	L	32-45
Omaha Concordia	W	59-55
Fort Calhoun	W	50-33
Oakland-Craig	L	34-45
Bishop Neumann	W	40-27
Omaha Christian Academy	W	70-18
Pender	W	54-34
South Platte	W	36-31

No.	Name	GR	POS	HT	PTS	AVG	REB	AVG	AST	STL	BLK
1	Kaitlyn Mlnarik	9	G	5-7	26	1.3	16	0.8	6	10	0
2	Jadin Ostrand	11	G	5-8	26	1.1	33	1.4	9	23	1
3	Adisyn Mendlik	10	G	5-7	88	3.8	32	1.4	12	10	4
4	Lily Bojanski	12	G	5-6	71	3.1	80	3.5	36	35	2
5	Kaia McIntyre	12	G	5-6	197	8.6	100	4.3	73	50	1
10	Rebecca Baker	9	G	5-8	22	1.3	11	0.6	8	4	0
11	Allie DeGroff	12	F	5-10	228	9.9	176	7.7	46	39	1
12	Lauren Baker	11	G	5-10	321	14.0	104	4.5	44	43	7
14	Alexis Woods	12	F	5-3	1	0.3	1	0.3	0	0	0
15	Anna Prauner	11	F	5-9	13	1.3	12	1.2	1	0	0
20	Lauren Carlson	10	F	5-7	0	0	0	0	0	0	0
23	Carlee Hapke	9	G	5-8	7	0.9	8	1.0	0	4	0
24	Aleesha Broussard	11	F	5-9	15	0.8	35	1.8	4	2	0
25	Hannah Frost	12	F	6-0	49	2.1	94	4.1	2	10	1

CWC Renegades | Orange/Black/White | 25-1

Superintendents: Frank Jesse, Rodney Olson
Principals: Trevor Anderson, Jay Johnson
Athletic Directors: Trevor Anderson, Jay Johnson
NSAA Team Enrollment:37
Conference: Niobrara Valley
Head Coach: Laurel O'Malley
Assistant Coach: Chuck O'Malley
State Tournament Appearances: 4
Most Recent State Tournament: 2019

Season Record 25-1

Summerland	W	63-46
North Central	W	46-42
Elkhorn Valley	W	71-33
West Holt	W	64-29
Riverside	W	75-11
North Central	W	51-43
Summerland	W	55-43
Central Valley	W	68-29
Twin Loup	W	64-36
Spalding Academy	W	87-18
Ord	W	54-21
Stuart	W	53-36
Boyd County	W	66-38
St. Mary's	W	72-30
Ainsworth	W	62-23
Bloomfield	W	69-21
Niobrara/Verdigre	W	75-26
Neligh-Oakdale	W	65-17
Summerland	W	42-31
North Central	L	36-41
Elgin Public/Pope John	W	72-42
Burwell	W	61-18
Neligh-Oakdale	W	72-30
Central Valley	W	60-17
Humphrey/Lindsay Holy Family	W	60-51
Alma	W	77-28

No.	Name	GR	POS	HT	PTS	AVG	REB	AVG	AST	STL	BLK
2	Gracie Pokorny	12	G	5-6	57	2.3	24	1	14	9	2
4	Michelle Koenig	11	G	5-6	179	6.9	86	3.3	29	64	4
10	MaKenna Pelster	10	G	5-9	32	1.2	29	1.1	17	21	3
12	Ryann Haburchak	11	G	5-3	180	6.9	51	2	61	75	2
14	Morgan Ramsey	11	F	6-1	358	13.8	164	6.3	37	86	23
20	Kassidy Hoerle	11	F	5-8	18	.8	16	.7	4	.2	0
22	Alexis Butterfield	11	F	5-8	48	2	34	1.4	10	12	2
24	Hailey Genereux	10	G	5-3	11	.5	7	.3	8	7	0
30	Taylor Peter	12	F	6-0	549	21.1	271	10.4	50	100	14
32	Elli Metschke	10	F	5-8	15	.7	14	.6	1	3	0
34	Tessa Metschke	11	F	5-8	73	3.2	60	2.6	6	17	3
40	Cheyenne Pokorny	10	G	5-7	0	0	7	.3	1	3	0
42	Rachel Dierks	11	F	6-1	116	4.5	121	4.7	18	43	20
50	Megan Homolka	12	F	5-6	4	.2	6	.3	0	2	0

DUNDY COUNTY-STRATTON Tigers | Maroon/Gold/Blue/White | 18-6

Superintendent: Jim Kent
Principal: Adam Fette
Athletic Director: Crissy Latta
NSAA Team Enrollment:34
Conference: Republican Plains Activities Conference
Head Coach: Matt Thomas
Assistant Coaches: Chris Watt, Brandon Zetocka
State Tournament Appearances: 6
Most Recent State Tournament: 2019
Runner-up: D1/2015, D1/2017, D1/2019



Season Record 18-6

Kimball	W	54-25
Morrill	W	49-39
Arapahoe	W	59-32
Oberlin-Decatur Comm., KS	W	56-54
Hitchcock County	W	63-51
Atwood-Rawlins County, KS	W	65-61
Perkins County	W	45-25
Wauneta-Palisade	W	68-40
Chase County	W	60-43
Wray, CO	L	37-53
Hitchcock County	W	57-43
Medicine Valley	W	54-34
Wallace	W	68-39
Cambridge	L	43-53
Maxwell	W	38-33
Maywood-Hayes Center	W	55-39
Cambridge	L	43-57
Southwest	W	58-37
Hershey	W	47-38
North Platte St. Patrick's	L	44-50
Southern Valley	L	25-47
Southwest	W	49-39
Cambridge	L	34-49
North Platte St. Patrick's	W	46-43

No.	Name	GR	POS	HT	PTS	AVG	REB	AVG	AST	STL	BLK
2	Haylee Davis	11	F	5-7	128	5.3	65	2.7	20	29	1
4	Sable Lambley	12	G	5-4	163	7.4	54	2.5	121	76	7
5	Maggie Lutz	11	F	5-7	228	9.5	188	7.8	52	77	16
11	Jessie Freeland	12	G	5-3	194	8.4	89	3.8	52	34	0
12	Taryn Burrell	12	G	5-4	18	.9	18	.9	7	6	2
20	Ava Petersen	10	G	5-3	3	.8	0	0	0	0	0
21	Sydney Reichert	12	F	5-4	155	6.5	139	5.8	27	38	0
22	Lillian Wiese	10	F	5-6	2	.1	7	.5	1	3	1
23	McKinzie Baney	11	G	5-2	304	13.2	118	5.1	47	57	1
24	Savannah Merklin	11	C	5-10	0	0	3	.4	0	0	0
25	Mica Donohue	9	G	5-5	5	.2	1	.1	1	0	0
31	Kaylin Brown	11	F	5-6	14	.6	40	1.6	7	7	0

PLEASANTON Bulldogs | Red/White | 25-0

Superintendent: Jeff Vetter
Principal: Ricci Westland
Athletic Director: Casey Loomis
NSAA Team Enrollment:30
Conference: Fort Kearny
Head Coach: Jordan Arensdorf
Assistant Coaches: Randy Bauer, Brianna Deines
State Tournament Appearances: 10
Most Recent State Tournament: 2019
Runner-up: C2/1992, D2/2008

Season Record 25-0

Axtell	W	58-32
Arcadia/Loup City	W	65-49
Cozad	W	71-29
Hi-Line	W	72-25
South Loup (Callaway/Arnold)	W	29-27
Overton	W	55-35
Wilcox-Hildreth	W	67-20
Ravenna	W	86-46
Anselmo-Merna	W	55-39
Hitchcock County	W	61-33
Twin Loup	W	63-15
Central Valley	W	59-15
Amherst	W	64-19
Sumner-Eddyville-Miller	W	63-26
Ansley-Litchfield	W	60-23
Elm Creek	W	72-33
Kenesaw	W	55-16
Ansley-Litchfield	W	65-9
Overton	W	56-42
Loomis	W	54-46
Shelton	W	62-32
Loomis	W	67-55
Amherst	W	63-23
Shelton	W	55-21
Laurel-Concord-Coleridge	W	44-38

No.	Name	GR	POS	HT	PTS	AVG	REB	AVG	AST	STL	BLK
10	Marinna Zwiener	10	G	5-5	9	.6	7	.5	0	0	0
11	Cadee Nichols	12	G	5-3	213	9.3	53	2.3	60	61	1
12	Paige Weisdorfer	12	G	5-5	115	4.8	49	2.0	39	49	0
14	Shyann Hollingsworth	9	F	5-6	2	.3	3	.4	0	0	0
20	Natalie Siegel	11	G	5-7	174	7.6	101	4.4	60	57	11
21	Regan Weisdorfer	9	G	5-7	25	1.8	18	1.3	15	9	2
22	Isabelle Paitz	11	G	5-9	279	11.6	84	3.5	28	40	6
23	Katelyn Lindner	11	F	6-0	199	8.3	150	6.3	50	70	6
24	Kinsey Lindner	11	C	6-0	14	.8	21	1.2	1	3	3
25	Kaci Pierce	11	F	5-8	251	10.5	172	7.2	38	48	3
30	Hailey Mollring	11	G	5-9	95	4.0	62	2.6	18	28	11
31	Taryn Flood	10	G	5-6	9	.6	14	.9	1	3	0
34	Chelsea Fisher	10	C	6-1	92	6.6	59	4.2	10	3	17

PENDER Pendragons | Red/White | 17-11

Superintendent: Jason Dolliver
Principal: Eric Miller
Athletic Director: Amp Ferg
NSAA Team Enrollment:34
Conference: East Husker
Head Coach: Luke Hoffman
Assistant Coaches: Larry Ballinger, Brad Morgan
State Tournament Appearances: 8
Most Recent State Tournament: 2017
State Championship Years: D1/2013
Runner-up: D1/2011

Season Record 17-11

Wakefield-Allen	W	64-52
Tekamah-Herman	W	56-39
Lutheran High Northeast	W	51-44
Oakland-Craig	L	26-54
Humphrey/Lindsay Holy Family	L	40-67
North Bend Central	L	47-59
Stanton	W	46-14
Wayne	W	64-59
Hastings St. Cecilia	L	35-47
Arlington	W	52-39
BRLD	L	43-52
Wynot	L	34-39
Homer	L	48-52
Omaha Nation	W	55-54
Clarkson/Leigh	W	49-44
Wisner-Pilger	W	50-39
Howells-Dodge	W	44-29
Madison	W	45-21
Emerson-Hubbard	W	59-13
Winnebago	W	61-50
Wisner-Pilger	W	64-50
Humphrey/Lindsay Holy Family	W	71-67
North Bend Central	L	39-65
West Point-Beemer	L	32-54
Guardian Angels Central Catholic	L	46-58
Omaha Nation	W	74-38
Archbishop Bergan	L	34-54
Cambridge	W	50-43

No.	Name	GR	POS	HT	PTS	AVG	REB	AVG	AST	STL	BLK
2	Reese Kneifl	10	G	5-4	57	2.1	68	2.5	26	20	1
3	Caitlyn Heise	10	G	5-8	30	1.7	22	1.2	9	5	1
4	Paige Schuster	9	G	5-6	3	0.2	2	0.1	2	1	0
5	Zoey Lehmkuhl	11	G	5-6	238	8.5	91	3.3	60	53	7
10	Ashley Ostrand	11	G	5-5	381	14.7	114	4.4	81	119	8
12	Faith Morris	12	G	5-6	259	9.2	94	3.4	23	64	10
15	Skyler Prokop	11	G	5-6	61	2.3	39	1.4	6	11	1
22	Kirsten Frey	9	G	5-6	3	0.3	6	0.7	2	2	2
23	Lillie Timm	9	G	5-4	88	3.4	54	2.1	17	21	0
24	Claire Felber	10	G	5-4	110	4.1	46	1.7	16	46	3
33	Olyvia Nelson	9	F	5-10	57	2.0	98	3.5	5	25	5
35	Jessica Krueger	12	F	5-7	36	1.3	60	2.1	15	11	3
42	Carson Miller	11	F	5-8	40	1.4	47	1.7	3	10	2
43	Dawson Anderson	11	F	5-10	12	0.8	15	0.9	2	3	0

CONGRATULATIONS to our class of 2020 who have signed to continue their basketball careers in college!

NAME	COLLEGE SIGNED
Maddie Krull -*Millard South*	South Dakota
McKenna Minter -*Lincoln Northeast*	Seton Hall
Parker Stafford -*Omaha Marian*	Eastern Illinois
Jayme Horan -*Millard South*	Creighton
Maddy Meehan -*Elkhorn*	Maryville
Ella Wedergren -*Omaha Westside*	Rockhurst
Lindsey Ingwerson -*Papillian LaVista*	Rockhurst
Kendal Brigham -*Wahoo*	Concordia
Gabby Felker -*Millard West*	College of St Mary
Lauren Hauser -*GI Northwest*	Briar Cliff
Honnah Leo -*Millard West*	College of St Mary
Ellie Rengstorf -*Red Oak*	Grand View

NEBRASKA ATTACK

nebraskaattack.com

GIRLS BASKETBALL

CLASS D2

NSAA Girls Basketball Bracket

Lincoln North Star • March 5 • 9:00 am

#1
Falls City Sacred Heart
Irish (24-3) 46.9259

vs.

#8
Loomis
Wolves (19-6) 44.7200

Lincoln North Star • March 5 • 10:45 am

#4
Wynot
Blue Devils (22-4) 45.7308

vs.

#5
Lawrence-Nelson
Raiders (25-1) 45.6538

Lincoln Southwest • March 5 • 7:00 pm

#2
Humphrey St. Francis
Flyers (23-2) 46.0800

vs.

#7
Sterling
Jets (20-7) 44.8148

Lincoln Southwest • March 5 • 8:45 pm

#3
Mullen
Broncos (25-1) 45.8846

vs.

#6
BDS
Eagles (18-5) 44.9565

Semifinals
Devaney Sports Center • March 6 • 2:00 pm

Winner Game 1

Winner Game 2

Semifinals
Devaney Sports Center • March 6 • 3:45 pm

Winner Game 3

Winner Game 4

Finals
Pinnacle Bank Arena • March 7 • 4:30 pm

Winner Game 5

Winner Game 6

Champion

Consolation
Lincoln East • March 7 • 9:00 am

Loser Game 5

Loser Game 6

Third Place

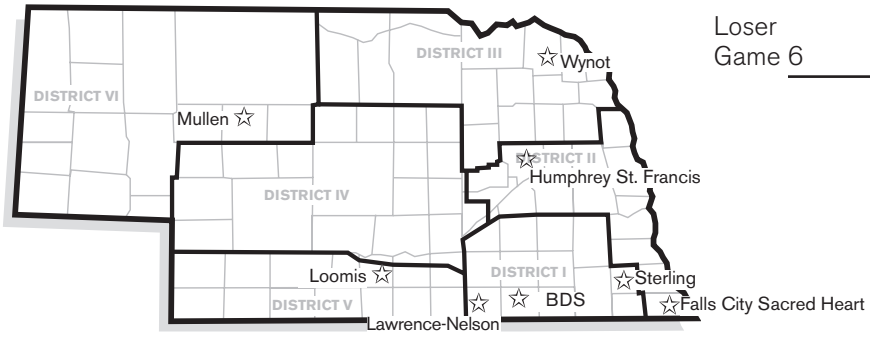

FALLS CITY SACRED HEART Irish | Green/White | 24-3

Superintendent: Fr. Lee Jirovsky
Principal: Doug Goltz
Athletic Director: Doug Goltz
NSAA Team Enrollment:25
Conference: Pioneer/MUDECAS
Head Coach: Luke Santo
Assistant Coaches: Adam Santo, Holly Westengaard
State Tournament Appearances: 24
Most Recent State Tournament: 2019
State Championship Years: D1/1998, D1/1999, D1/2000, D2/2015, D2/2017, D2/2018
Runner-up: D1/2002, D1/2003, D1/2007, D2/2019

Season Record 24-3

Sterling	W	65-29
Lourdes Central Catholic	L	34-40
Highland-Doniphan West, KS	W	60-39
Friend	W	66-8
Lewiston	W	72-36
Humboldt-Table Rock-Steinauer	W	58-29
Bishop LeBlond-St. Joseph, MO	W	56-30
Syracuse	W	51-31
Lourdes Central Catholic	W	34-20
Tri County	W	62-24
Elmwood-Murdock	W	45-40
Sidney, IA	W	48-34
Freeman	W	45-30
Diller-Odell	W	54-25
BDS	L	46-47
Auburn	W	51-29
Pawnee City	W	65-34
Southern	W	38-19
Johnson-Brock	W	59-33
Pawnee City	W	49-28
Diller-Odell	W	45-19
Lourdes Central Catholic	W	31-26
Diller-Odell	W	52-44
Weeping Water	L	48-59
Parkview Christian	W	60-10
Sterling	W	35-31
Wauneta-Palisade	W	55-20

No.	Name	GR	POS	HT	PTS	AVG	REB	AVG	AST	STL	BLK
00	Rachel Magdanz	10	G	5-10	266	9.9	102	3.8	59	41	14
2	DeLanie Witt	9	G	5-3	72	2.7	30	1.1	27	27	1
3	Claire Niemeyer	12	G	5-6	34	1.3	9	0.3	13	9	0
4	Ella Simon	10	G	5-5	87	3.2	29	1.1	23	25	1
10	McKenzie Witt	12	G	5-6	184	6.8	48	1.8	162	64	3
11	Lauren Malone	10	G	5-3	2	0.2	3	0.2	5	5	0
12	Jessica Wertenberger	9	F	5-8	48	1.8	60	2.2	10	24	5
14	Emily Wertenberger	12	F	5-9	26	1.0	19	0.7	3	8	2
15	Lainey Ebel	10	F	5-7	15	0.6	13	0.5	6	3	0
20	Emma Littrel	10	F	5-6	40	1.5	54	2.0	5	16	2
24	Erison Vonderschmidt	10	F	5-9	365	13.5	166	6.1	20	53	24
31	Olivia Eickhoff	9	G	5-8	107	4.0	72	2.7	15	21	4
32	Danielle Bippes	11	F	5-7	121	4.5	155	5.7	30	52	3
45	Macy Keller	9	C	5-11	17	2.1	6	0.8	0	0	1

LOOMIS Wolves | Kelly Green/White/Black | 19-6

Superintendent: Sam Dunn
Principal: Nate Weaver
Athletic Director: Drew Billeter
NSAA Team Enrollment:19
Conference: Fort Kearny Conference
Head Coach: Stacia Fertig
Assistant Coach: Derek Billeter
State Tournament Appearances: 8
Most Recent State Tournament: 2005

Season Record 19-6

Overton	L	37-51
Sumner-Eddyville-Miller	L	54-56
Kenesaw	W	53-45
Amherst	W	44-28
Bertrand	L	41-50
Cambridge	W	47-40
Brady	W	39-35
Burwell	W	53-51
Elm Creek	L	35-47
Arapahoe	W	69-26
Wilcox-Hildreth	W	72-31
Silver Lake	W	43-33
Southwest	W	55-29
Alma	W	56-35
Hi-Line	W	50-49
Franklin	W	51-43
Axtell	W	37-32
Wilcox-Hildreth	W	46-41
Elm Creek	W	64-46
Pleasanton	L	46-54
Ansley-Litchfield	W	39-29
Pleasanton	L	55-67
Wilcox-Hildreth	W	57-35
Silver Lake	W	61-48
Silver Lake	W	43-38

No.	Name	GR	POS	HT	PTS	AVG	REB	AVG	AST	STL	BLK
2	Georgia Crandall	10	G	5-2	67	3.4	72	3.6	30	48	2
3	Alexis Billeter	11	G	5-10	276	13.1	149	7.1	26	27	13
12	Jersie Hermanson	9	G	5-3	32	1.5	43	2.0	18	16	2
14	Baylee Horner	10	F	5-5	4	.3	11	.8	0	0	0
20	Olivia Mattson	9	F	5-6	1	.2	2	.3	0	0	0
21	Torrin Donaldson	9	F	5-7	0	0	2	.4	0	0	0
22	Darla Thorell	12	C	5-8	298	14.2	226	10.8	78	27	12
23	Hanna Stewart	10	F	5-9	221	10.5	124	5.9	39	39	13
24	Paige Booe	12	G	5-4	151	6.8	72	3.8	53	25	6
32	Cali Ludeke	10	F	5-6	0	0	4	.7	0	1	0

WYNOT Blue Devils | Blue/White | 22-4

Superintendent: Jeff Messersmith
Principal: Grant Torpin
Athletic Director: Tammy Wieseler
NSAA Team Enrollment:23
Conference: Lewis & Clark
Head Coach: Steve Wieseler
Assistant Coaches: Kelly Wieseler, Shelly Arkfeld, Lauren Lehmkuhl
State Tournament Appearances: 12
Most Recent State Tournament: 2019
State Championship Years: D2/2005, D2/2011, D2/2012, D2/2013, D2/2014, D2/2016, D2/2019
Runner-up: D2/2010, D2/2015, D2/2017

Season Record 22-4

Bloomfield	W	67-27
Winside	W	71-16
Guardian Angels Central Catholic	L	39-48
Osmond	W	60-16
Homer	W	46-32
Wausa	W	62-21
Randolph	W	56-12
Humphrey St. Francis	L	50-66
York	W	45-38
Pender	W	39-34
Bloomfield	W	71-18
Hartington-Newcastle	W	41-35
Niobrara/Verdigre	W	58-30
Winnebago	W	58-47
Viborg/Hurley, SD	W	56-43
Walthill	W	73-6
Ponca	L	37-38
Plainview	W	58-18
Bloomfield	W	61-33
Homer	W	41-32
Ponca	W	53-50
Irene-Wakonda, SD	L	43-52
Hartington-Newcastle	W	58-35
Emerson-Hubbard	W	64-5
Randolph	W	53-10
Crawford	W	54-13

No.	Name	GR	POS	HT	PTS	AVG	REB	AVG	AST	STL	BLK
3	Shaelee Planer	12	F	5-7	214	7.9	90	3.3	28	42	5
5	Noelle Wieseler	12	F	5-5	67	2.5	51	1.9	26	53	1
11	Katelyn Heine	12	G	5-8	291	10.8	47	1.7	48	51	3
13	Kaitlyn Heimes	12	G	5-7	85	3.1	59	2.2	27	41	1
14	Krystal Sudbeck	10	G	5-5	29	1.9	15	1.0	5	12	0
21	Emersyn Sudbeck	11	G	5-3	83	3.1	27	1.0	24	29	0
23	Autumn Lawson	11	F	5-8	92	3.4	55	2.0	43	56	4
24	Michaela Lange	12	G	5-4	258	9.6	84	3.1	54	57	1
30	Karley Heimes	10	F	5-11	127	5.5	100	4.3	17	31	7
32	Edyn Sudbeck	11	F	5-8	47	1.8	33	1.3	22	15	5
33	Chloe Heimes	10	G	5-4	8	.8	8	.8	2	3	0
34	Amy Tramp	10	C	5-10	16	.9	12	.7	0	2	0
35	Kendra Pinkelman	10	G	5-8	30	1.3	21	.9	15	24	2
44	Whitney Hochstein	12	C	6-1	88	3.3	77	2.9	10	15	16

LAWRENCE-NELSON Raiders | White/Black/Silver | 25-1

Superintendent: Julie Otero
Principal: Dana Epley
Athletic Director: Brian Blevins
NSAA Team Enrollment:26
Conference: Twin Valley
Head Coach: Andy Peterson
Assistant Coach: Greg Kucera
State Tournament Appearances: 7
Most Recent State Tournament: 2011

Season Record 25-1

Red Cloud	W	52-13
Tri County	W	65-18
Franklin	W	48-20
BDS	W	43-37
Friend	W	65-18
Red Cloud	W	58-11
Bertrand	W	56-26
Shelton	W	57-31
McCool Junction	W	57-13
Giltner	W	38-12
Mankato-Rock Hills, KS	W	55-22
Axtell	W	50-22
Kenesaw	W	50-26
Deshler	W	47-28
High Plains Community	W	59-25
Blue Hill	W	51-37
Diller-Odell	W	54-36
Silver Lake	W	49-40
Deshler	W	39-29
Shelton	W	42-29
Silver Lake	W	41-17
Harvard	W	43-13
Superior	L	34-77
Nebraska Christian	W	48-36
BDS	W	59-54
Dorchester	W	43-13

No.	Name	GR	POS	HT	PTS	AVG	REB	AVG	AST	STL	BLK
1	Elsa Jorgensen	10	G	5-4	17	0.9	27	1.4	4	12	0
2	Victoria Miller	11	G	5-6	4	0.3	8	0.5	3	4	2
3	Aleah Heikkinen	10	F	5-7	30	1.2	41	1.6	1	6	2
10	Emily Miller	11	F	5-8	130	5.0	88	3.4	8	32	5
12	Allison Miller	12	G	5-7	97	3.7	104	4.0	50	51	7
20	Karigan Drudik	12	G	5-8	208	8.0	94	3.6	57	78	14
21	Avery Mazour	11	F	5-7	9	0.5	26	1.4	4	4	1
22	Mckenzie Ostdiek	11	F	5-7	12	0.7	8	0.5	0	1	0
24	Emma Epley	10	G	5-6	98	3.9	84	3.4	36	36	6
30	Taylor Harrington	12	G	5-5	302	12.1	55	2.2	68	93	4
34	Annie McCartney	12	F	5-8	236	9.1	160	6.2	30	50	15
44	Hallie Epley	12	F	5-8	158	6.1	141	5.4	30	47	7

HUMPHREY ST. FRANCIS Flyers | Royal Blue/White | 23-2

Superintendent: Fr. Eric Olsen
Principal: Jennifer Dunn
Athletic Director: Eric Kessler
NSAA Team Enrollment:25
Conference: Goldenrod
Head Coach: Bryan Reichmuth
Assistant Coach: Gary Bender
State Tournament Appearances: 12
Most Recent State Tournament: 2019
State Championship Years: D1/2005, D1/2006, D1/2007
Runner-up: D1/1994, D1/2001, D1/2014, D2/2018

Season Record 23-2

Palmer	W	76-15
Heartland Lutheran	W	66-10
Riverside	W	88-18
Summerland	L	54-60
Fullerton	W	70-41
Wynot	W	66-50
Crofton	W	67-55
Hartington-Newcastle	W	77-40
Nebraska Christian	W	68-34
Norfolk Catholic	L	54-57
Howells-Dodge	W	66-35
Burwell	W	68-40
Pierce	W	57-37
St. Edward	W	77-33
Burwell	W	71-22
Fullerton	W	63-37
St. Edward	W	73-23
Lutheran High Northeast	W	59-45
Central Valley	W	60-15
Spalding Academy	W	94-17
Aquinas Catholic	W	54-31
Elkhorn Valley	W	80-44
Spalding Academy	W	94-7
Riverside	W	71-10
Bloomfield	W	63-21

No.	Name	GR	POS	HT	PTS	AVG	REB	AVG	AST	STL	BLK
2	Allison Weidner	11	G	5-9	623	25.0	147	5.9	163	191	25
3	Emma Baumgart	9	G	5-4	50	2.0	25	1.0	27	25	3
4	Hannah Baumgart	9	G	5-4	21	1.9	6	.5	9	11	0
10	Jalyssa Hastreiter	10	F	5-6	62	2.5	34	1.4	34	21	1
12	Kylee Wessel	9	F	5-8	55	2.7	43	2.0	16	30	4
14	Leah Podliska	12	G	5-6	58	2.8	25	1.3	30	28	0
20	Peighton Eisenmenger	11	F	5-7	61	2.5	55	2.2	26	33	0
22	Kyleigh Sjuts	12	F	5-7	93	3.7	80	3.2	34	32	5
24	Kayla Brandl	11	G	5-5	6	3.0	3.0	1.5	1	3	0
30	Lauren Pfeifer	12	C	5-11	151	6.1	73	3.0	20	39	8
32	Kaylee Stricklin	10	F	5-10	153	6.1	135	5.4	18	36	0
34	Alissa Kosch	11	G	5-7	230	9.2	62	2.5	31	64	0
40	Leah Kosch	9	C	5-6	19	.9	20	.8	3	9	1
42	Caitlin Jarosz	12	F	5-10	154	6.2	135	5.4	32	34	6

STERLING Jets | Maroon/White/Gold | 20-7

Superintendent: Dottie Heusman
Principal: Scott Harrington
Athletic Director: Brent Heusman
NSAA Team Enrollment:23
Conference: Pioneer/MUDECAS
Head Coach: Josh Pfeiffer
Assistant Coach: Camden Harlan
State Tournament Appearances: 6
Most Recent State Tournament: 2019
Runner-up: D2/2014

Season Record 20-7

Falls City Sacred Heart	L	29-65
Thayer Central	W	40-24
Friend	W	65-15
Diller-Odell	L	36-44
Meridian	W	45-40
Pawnee City	W	50-37
East Butler	W	53-31
Weeping Water	W	48-44
Johnson-Brock	W	41-27
Palmyra	W	67-30
Dorchester	W	44-19
Johnson-Brock	W	41-35
BDS	L	46-52
Diller-Odell	W	43-29
Omaha Christian Academy	W	64-22
Southern	L	28-30
Lourdes Central Catholic	L	31-50
Humboldt-Table Rock-Steinauer	W	42-33
Lewiston	W	50-35
Humboldt-Table Rock-Steinauer	W	61-52
Lourdes Central Catholic	L	46-50
Diller-Odell	W	43-28
Freeman	W	42-36
Tri County	W	70-43
Lewiston	W	50-9
Falls City Sacred Heart	L	31-35
Anselmo-Merna	W	39-35

No.	Name	GR	POS	HT	PTS	AVG	REB	AVG	AST	STL	BLK
10	Macy Richardson	9	G	5-6	345	12.8	122	4.9	82	66	6
32	Jessie Klein	11	G	5-6	10	0.4	7	0.6	3	1	0
33	Dani Janssen	10	F	5-10	68	2.5	84	3.4	12	14	0
35	Tara Walters	11	G	5-7	78	2.9	28	1.2	19	13	0
40	Bianca Gonzalez	11	F	5-7	0	0	4	0.4	8	1	0
41	Ella Wingert	10	G	5-6	169	6.3	66	2.6	68	88	3
42	Kaity Wusk	11	G	5-9	159	5.9	97	3.9	66	41	4
44	Katy Boldt	9	G	5-6	50	1.9	16	0.7	10	8	1
45	Emma Harms	11	C	5-11	18	0.7	42	2.8	1	2	0
51	Belle Haner	11	F	5-9	29	1.1	152	6.6	38	38	1
52	Colby Thies	12	C	6-2	340	11.5	158	6.6	20	20	18

MULLEN Broncos | Black/Gold | 25-1

Superintendent: Chris Kuncl
Principal: Mike Kvanvig
Athletic Director: Chris Kuncl
NSAA Team Enrollment:18
Conference: Mid-Nebraska Activities Conference
Head Coach: Clint Svoboda
Assistant Coach: Trisha Vest
State Tournament Appearances: 4
Most Recent State Tournament: 2019

No.	Name	GR	POS	HT	PTS	AVG	REB	AVG	AST	STL	BLK
3	Shelby Welsh	10	F	5-9	102	3.9	58	2.2	28	27	7
4	Alli Loughran	10	G	5-7	8	.3	8	.31	5	4	0
5	Hanna Marshall	11	C	5-8	26	1	41	1.6	8	14	9
10	Lindey Coble	11	G	5-5	19	.7	10	.4	6	9	0
11	Samantha Moore	11	G	6-0	441	16.9	111	4.3	75	84	41
12	Alexis Rice	12	F	5-5	15	.6	28	1.1	3	5	1
13	Kylie Licking	11	F	5-8	149	1.9	110	4.2	34	48	1
14	Whitney Jennings	9	G	5-7	12	.5	4	.15	1	3	1
22	Taylor Svoboda	10	G	5-8	261	10	95	3.7	44	88	5
23	Madison Jones	12	G	5-5	156	6	121	4.7	25	35	0
25	Callie Coble	10	G	5-5	17	.65	7	.3	2	8	2
30	Jadyn Chasek	12	G	4-11	12	.5	26	1.0	15	5	0
31	Jordyn McDowell	10	F	5-9	15	.6	17	.7	3	8	1
45	Brooke McCully	11	C	6-0	92	3.5	86	3.3	20	52	14

Season Record 25-1

Sutherland	W	46-32
Anselmo-Merna	W	56-42
Hyannis	W	55-20
Maxwell	W	42-25
Bridgeport	W	49-41
Cody-Kilgore	W	59-45
Gordon-Rushville	W	57-21
Paxton	W	51-8
Maywood-Hayes Center	W	52-40
Brady	W	61-19
Wallace	W	57-34
North Platte St. Patrick's	W	51-40
Arthur County	W	60-28
Twin Loup	W	34-23
Cody-Kilgore	W	54-30
Sandhills Valley	W	40-25
Anselmo-Merna	W	38-32
South Loup (Callaway/Arnold)	L	39-51
Hershey	W	48-42
Sandhills/Thedford	W	42-29
South Loup (Callaway/Arnold)	W	44-38
Sandhills Valley	W	48-20
Hyannis	W	68-6
Hyannis	W	61-16
Arthur County	W	55-34
Leyton	W	51-24

BDS Eagles | Silver/Maroon/Black | 18-5

Superintendents: Kolin Haecker, Sadie Coffey
Principals: Damen Kugel, Erik Sokol
Athletic Directors: Ruth Kowalski, Jodi Dickson
NSAA Team Enrollment:25
Conference: Crossroads
Head Coach: Shana Gerberding
Assistant Coaches: Treva Nutter, Lexi Kadel
State Tournament Appearances: 4
Most Recent State Tournament: 2019
State Championship Years: D1/2018

No.	Name	GR	POS	HT	PTS	AVG	REB	AVG	AST	STL	BLK
1	Raegan Fiala	12	G	5-5	41	1.9	31	1.3	13	20	0
2	Hallie Hoins	9	G	5-5	4	.2	5	.2	2	1	0
3	Macy Kamler	11	G/F	5-10	300	13	155	6.7	71	66	24
4	Jayda McCall	11	G	5-5	0	0	3	.1	1	0	0
5	Mariah Sliva	10	G/F	5-9	25	1.1	46	2	19	21	5
11	Rylee Haecker	12	G	5-5	188	8.2	39	1.7	27	46	1
12	Bryn Kadel	11	G	5-6	41	1.9	28	1.2	12	15	4
13	Ashley Schlegel	9	G	5-3	1	.04	5	.2	1	1	0
15	Jordan Bolte	11	G	5-6	61	2.7	41	1.8	12	33	2
20	Taylor Sliva	10	G	5-8	152	6.6	87	3.8	56	48	20
23	Regan Alfs	12	F	5-11	281	12.2	211	9.2	39	39	35
25	Kaylee Noel	12	F	5-10	51	2.2	51	2.2	10	5	0
31	Hannah Miller	9	G	5-6	4	.2	6	.3	0	3	0
35	JessaLynn Hudson	9	F	6-0	27	1.2	37	1.6	4	5	3

Season Record 18-5

Hampton	W	61-17
East Butler	W	70-32
Dorchester	W	51-33
Lawrence-Nelson	L	37-43
Sutton	W	56-50
Cross County	L	31-39
Milford	L	47-50
Cross County	W	44-40
Nebraska Lutheran	W	56-32
Giltner	W	50-22
Meridian	W	60-41
Sterling	W	52-46
Falls City Sacred Heart	W	47-46
McCool Junction	W	46-22
Exeter-Milligan	W	49-25
Shelby-Rising City	L	44-45
Osceola	W	65-16
Shelby-Rising City	W	52-18
Meridian	W	59-38
High Plains Community	W	48-9
Hampton	W	55-24
Lawrence-Nelson	L	54-59
Stuart	W	44-22

NSAA Girls Basketball

All-Time Records

INDIVIDUAL RECORDS

MOST POINTS, CAREER

Points-Player, School, Year Graduated

2752-Darcy Stracke, Chambers, 1996
2427-KC Cowgill, Grand Island Central Catholic, 2000
2267-Alyssa Frauendorfer, Humphrey, 2013
2227-Jessica Shepard, Lincoln Southeast & Fremont, 2015
2179-Nicole Kubik, Cambridge, 1996
2162-Kaylee Jensen, Lindsay Holy Family/Humphrey-LHF, 2014
2136-Chatrice White, Shelby-Rising City, 2014
2116-Monica Osborn, Axtell, 1995
2078-Jordan Hooper, Alliance, 2010
2077-Cindy Hays, Osceola, 1988
2064-Jina Johansen, Centura, 2001
1990-Amanda Hansen, West Point-Beemer, 2016
1987-Tonya Kniefl, Newcastle, 1997
1944-Katie Robinette, South Sioux City, 2001
1938-Mandi Thomas, Newcastle, 1994
1928-Raeleigh Menke, Friend, 2018
1926-Maurtice Ivy, Omaha Central, 1984
1910-Laramey Lewis, Hitchcock County, 2012
1894-Brooke Schwartz, Gering, 1996
1867-Christina Houghtelling, Cambridge, 2003
1876-McKenzie Brown, Northwest, 2014
1864-Abbey Schueth, Ewing, 2009
1851-Brooke Kissinger, Minden - 2014
1837-Lisa Mimick, Spencer-Naper, 1998
1822-Brandan Tighe,Homer,2014
1820-Tracy Williamson, Harvard, 1999
1800-Samantha Brester, Howells-Dodge, 2017
1792-Cheryl Braithwait, Arapahoe, 2008
1790-Tricia Hoffman, Homer & Emerson-Hubbard, 2008
1785-Taryn Ninemire, Sandy Creek, 2001
1768-Jami Kubik, Cambridge, 1994
1766-Kaitlin Petri, Kearney Catholic, 2007
1765-Jade Meads, Elm Creek, 2005
1751-Taylor Kissinger, Minden, 2017
1743-Steph Thomas, McCool Junction, 1988
1738-Ashlee Schneider, Centura, 2004
1734-Kaylea Watson, Arapahoe, 2015
1730-Carla Schultz, Clarks, 1995
1728-Megan Neuvirth, Guardian Angels Central Catholic, 2005
1725-Tonya Volk, Battle Creek, 1998
1722-Shelby Beaudette, Bancroft-Rosalie, 2009
1718-Trish Martin, South Sioux City, 1996
1718-Shandra Farmer, Hastings St. Cecilia, 2016
1712-Dani Busboom, Freeman, 2003
1709-Jenny Findlay, Southeast Consolidated, 1994
1709-Sarah Harrison, Wauneta-Palisade, 2001
1707-Sarah Muller, Scribner & Archbishop Bergan, 1988
1705-Haley Thiele, Bishop Neumann, 2015
1703-Marney Monson, Wallace, 1993
1691-Karen Martin, Conestoga, 1982
1678-Trudi Veerhusen, Adams, 1987
1675-Janelle Findlay, Southeast Consolidated, 1998
1658-Hailey Mandelko, Lexington, 2012
1656-Amy Stephens, Alliance, 1984
1647-Tonya Porter, Emerson-Hubbard, 1996
1636-Josie Perez, Gordon-Rushville, 2017
1629-Colleen Regan, Ewing, 1983
1627-Kenzie Kulm, Platteview,2015
1616-Monica Arens, Crofton, 2017
1613-Cindy Hajek, Raymond Central, 1991
1614-Trisha Petrzelka, Prague, 2002
1607-Kelly Behrends, Lodgepole, 1999
1606-Paula Blecha, Humboldt, 1980
1603-Jaycee Bradley, Norfolk, 2015
1601-Jessica Harvey, Morrill, 2017

MOST POINTS, ONE SEASON

Points-Player, School, Year

872-Darcy Stracke, Chambers, 1996
824-Darcy Stracke, Chambers, 1995
780-Jessica Shepard, Fremont 2014
779-Amy Stephens, Alliance, 1985
731-Monica Osborn, Axtell, 1995
729-KC Cowgill, Grand Island Central Catholic, 1999
726-Cindy Hays, Osceola, 1988
723-KC Cowgill, Grand Island Central Catholic, 2000
703-Lisa Mimick, Spencer-Naper, 1998
700-Christina Houghtelling, Cambridge, 2003
689-Alyssa Frauendorfer, Humphrey, 2013
686-Kaylee Jensen, Lindsay Holy Family, 2013
681-Jina Johansen, Centura, 2000
680-Nicole Kubik, Cambridge, 1996
664-Amanda Hanzlik, Niobrara, 2000
664-Jessica Shepard, Lincoln Southeast, 2013
662-Alyssa Frauendorfer, Humphrey, 2012
655-Taryn Ninemire, Sandy Creek, 2001
654-Amanda Hansen, West Point-Beemer, 2016
653-Jordan Hooper, Alliance, 2010
650-Jade Meads, Elm Creek, 2005
641-Mandi Thomas, Newcastle, 1994
641-Kaylee Jensen, Humphrey-Lindsay Holy Family, 2014
641-Taylor Kissinger, Minden, 2015
629-Cindy Hays, Osceola, 1987
628-Payton Brotzki, Platteview, 2016
624-Laura Anderson, Raymond Central, 1984
624-McKenzie Brown, Northwest, 2014
623-Chatrice White, Shelby-Rising City, 2014
622-Sarah Muller, Scribner, 1987
620-Marissa Bongers, East Butler, 2010
616-Amanda Hansen, West Point-Beemer, 2015
616-Rylie Cascio Jensen, Fremont, 2016
615-Monica Osborn, Axtell, 1994
614-Maurtice Ivy, Omaha Central, 1984
614-Angie Miller, WilberClatonia, 1983
598-KC Cowgill, Grand Island Central Catholic, 1998
595-Tricia Hoffman, Homer, 2008
594-Carla Schultz, Clarks, 1995
593-Laramey Lewis, Hitchcock County, 2012
592-Nicole Kubik, Cambridge, 1995
592-Brandan Tighe, Homer, 2014
583-Ginger Keller, Gibbon, 1990
582-Darcy Stracke, Chambers, 1994
580-Karen Theis, Friend, 1999
580-Mackenzie Willicott, Blue Hill, 2015
579-Trudi Veerhusen, Adams, 1987
579-Laurel Stoehr, Sutton, 1991
578-Abbey Schueth, Ewing, 2007
575-Rachel Klein, Stromsburg, 1997
574-Alesha Schoof, Deshler, 1996
573-Sarah Harrison, Wauneta-Palisade, 2001
573-Maddie Egr, Yutan, 2015
572-Cheryl Braithwait, Arapahoe, 2008
571-Hailey Mandelko, Lexington, 2012

MOST POINTS, ONE GAME

65-Cindy Hays, Osceola, 1987
57-Laura Tietjen, Byron, 1975
54-Jordan Hooper, Alliance, 2010
52-Darcy Stracke, Chambers, 1996
52-Cindy Hays, Osceola, 1988
51-Cindy Hays, Osceola, 1987
51-MariLyn DeVries, Cambridge, 1988
49-Tricia Hoffman, Emerson-Hubbard, 2006
48-Kelly Behrends, Lodgepole, 1999
48-Amy Clary, Holbrook, 1988
48-Amy Stephens, Alliance, 1985
47-Michelle Heitmann, Byron, 1978
47-Kay Broekemeier, Central City, 2005
47-Jordan Hooper, Alliance, 2010
46-Kathy Foley, Blair, 1975
46-Jina Johansen, Centrua, 2000
46-Erin Gudmundson, Kearney Catholic, 2002
46-Marissa Bongers, East Butler, 2009
46-Jessica Shepard, Fremont, 2014
45-Debbie Wilson, Elba, 1987
45-Shannon Karl, Dorchester, 1994
45-Monica Osborn, Axtell, 1995
45-Erin Schlake, Adams, 1995
45-Lindsay Hanzik, Niobrara, 1997
45-Karen Theis, Friend, 1999
44-Tonya Kneifl, Newcastle, 1995
44-Monica Ross, Ord, 1994
44-Sarah Muller, Scribner, 1986
44-Chris Mummey, Omaha Cathedral, 1987
44-Angie Miller, WilberClatonia, 1983
44-Rayna Nelsen, Homer, 1998
44-Nikki Gargano, Omaha Roncalli Catholic, 1998
44-Rayna Nelsen, Homer, 1998
43-LeAnn Brietzke, Waterloo, 1998
43-Leah Turner, Omaha North, 1992
43-Jonie Schake, SumnerEddyvilleMiller, 1982
43-Janice Eisenmenger, Humphrey St. Francis, 1987
43-Trudi Veerhusen, Adams, 1987
43-Kristi Ebsen, Superior, 1989
43-Becky Chramosta, Ravenna, 1984
43-Ann Troshynski, Omaha Cathedral, 1984
43-Melinda Rice, Oshkosh, 1981
43-Angie Osborn, Axtell, 1991
43-LeAnn Brietzke, Waterloo, 1998
43-Christina Houghtelling, Cambridge, 2001
43-Megan Allison, Cross County, 2008
43-Alicia Ostrander, Gordon-Rushville, 2009
43-Chatrice White, Shelby-Rising City, 2013
43-Kaylee Jensen, Lindsay Holy Family, 2013
43-Jessica Shepard, Fremont, 2014
43-Dawn Klabenes, Chambers-Wheeler Central, 2015
43-Alejah Douglas, Omaha Northwest, 2018

THREE-POINT GOALS, CAREER

363-Brooke Kissinger, Minden, 2014
318-KC Cowgill, Grand Island Central Catholic, 2000
265-Jenni Flynn, South Sioux City, 2003
262-Kameron Kissinger, Hastings St. Cecilia, 2018
260-Taryn Ninemire, Sandy Creek, 2001
255-Kylie Thiele, Kearney Catholic, 2017
254-Taylor Kissinger, Minden, 2017
249-McKenzie Brown, Northwest, 2014
245-Ashley Bonczynski, Centura, 2007
234-Marisa Lowe, Millard West, 2015
230-Tracy Williamson, Harvard, 1999
230-Lauren Works, Lincoln Southwest, 2013
228-Chloe Dworak, Lincoln Christian, Present
220-Allison Arens, Crofton, 2015
214-KK Houser, Lincoln Southeast, 2009
211-Samantha Waldron, Millard West, 2014
211-Peyton Hagen, Bellevue East, 2014
209-Nicole Kubik, Cambridge, 1996
209-Madison Coffey, Blue Hill, 2010
209-Taytem Coleman, Lincoln Christian, Present
208-Hailey Mandelko, Lexington, 2012
207-Jamie Kissinger, Minden, 2014
206-Heather McKeon, Ravenna, 2006
201-Nicole Rauner, Wayne, 2009
201-Haley Thiele, Bishop Neumann, 2015
200-KC Hilgenkamp, Arlington, 1998
199-Brandan Tighe, Homer, 2014
197-Shandra Farmer, Hastings St. Cecilia, 2016
195-Rylie Cascio Jensen, Fremont, 2016
194-Lexie Bacon, Lyons-Decatur NE & BRLD, 2017
192-Kaily Kennel, Shickley, 2006
188-Amanda Hansen, West Point-Beemer, 2016
187-Brooklyn Fiddelke, Ravenna, 2018
187-Sydney Roth, Deshler, 2019
185-Jaycee Bradley, Norfolk, 2015
183-Brooke Schwartz, Gering, 1996
181-Ashlyn Power, Lincoln Christian, 2017
180-Emma Frost-Briley, Ft. Calhoun, 2007
179-Lauren Lehmkuhl, Wakefield, 2014
177-Monica Osborn, Axtell, 1995
176-Jodi Spale, Northwest, 2003
176-Ashley Schuetze, Guardian Angels Central Catholic, 2003
176-Allie Prososki, Kearney Catholic, 2015
175-Cheryl Braithwait, Arapahoe, 2008
175-Tori Homolka, Wilber-Clatonia, 2017

THREE-POINT GOALS, SEASON

110-Brooke Kissinger, Minden, 2011
104-Taryn Ninemire, Sandy Creek, 2001
103-Allie Bauer, Elm Creek, 2017
95-KC Cowgill, Grand Island Central Catholic, 1998
91-KC Cowgill, Grand Island Central Catholic, 1999
90-Brooke Kissinger, Minden, 2014
90-Taytem Coleman, Lincoln Christian, 2017
89-Chloe Dworak, Lincoln Christian, 2015
85-Jodi Spale, Northwest, 2003
85-Brooke Kissinger, Minden, 2013
84-Jenni Flynn, South Sioux City, 2003
83-Maggie Nelson, Holdrege, 2013
82-Nicole Rauner, Wayne, 2009
80-Nicole Kubik, Cambridge, 1996
81-Hailey Mandelko, Lexington, 2012
81-Chloe Dworak, Lincoln Christian, 2017
81-Madison Myers, Centura, 2016
79-Kameron Kissinger, Hastings St. Cecilia, 2018
78-Tracy Williamson, Harvard, 1999
78-Brooke Kissinger, Minden, 2012
77-Kay Broekemeier, Central City, 2005
77-Peyton Hagen, Bellevue East 2014
77-Kameron Kissinger, Hastings St. Cecilia, 2017
76-KC Cowgill, Grand Island Central Catholic, 2000
76-McKenzie Brown, Northwest, 2014
76-Amanda Hansen, West Point-Beemer, 2016
76-Kylie Thiele, Kearney Catholic, 2017
75-Trysta Gruber, Loup County, 2006
75-McKenzie Brown, Northwest, 2013
74-Monica Osborn, Axtell, 1994
73-Jodi Spale, Northwest, 2002
73-Emma Frost-Briley, Ft. Calhoun, 2006
72-Jaycee Bradley, Norfolk, 2015
72-Ashley Schuetze, Guardian Angels Central Catholic, 2003
72-Kameron Kissinger, Hastings St. Cecilia, 2016
71-Jodi Carnahan, Chadron, 2000
71-Paige Quinn, Southern Valley, 2012
70-Michelle Weimann, Howells, 2006
70-Kaleigh Kummer, North Plate SP, 2017

THREE-POINT GOALS, GAME

11-KC Hilgenkamp, Arlington, 1998
11-Leona Saul, Santee, 2007
11-Maggie Nelson, Holdrege, 2013
10-KC Hilgenkamp, Arlington, 1997
10-Erika Stolz, Holdrege, 2012
10-McKenzie Brown, Northwest, 2014

10-Mia Felici, Bellevue West, 2017
9-KC Hilgenkamp, Arlington, 1997
9-Monica Osborn, Axtell, 1994
9-Dawn Marget, Fairmont, 1996
9-Tracy Agena, Sterling, 2000
9-Kristin Koski, Humphrey St. Francis, 2001
9-Jena Fosdick, Lincoln East, 2003
9-Kay Broekemeier, Central City, 2005
9-Betsy Conry, Omaha Duchesne Academy, 2006
9-Nicole Rauner, Wayne, 2008
9-Taylor Kissinger, Minden, 2015
9-Kenzey Kanno, Mitchell, 2016
9-Allie Bauer, Elm Creek, 2017
9-Macy Scott, Fillmore Central, 2017

CONSECUTIVE FREE THROWS MADE
Total-Player, School, Date
38-KC Cowgill, Grand Island Central Catholic, 1999
34-Rylie Cascio Jensen, Fremont, 2015-2016
32-Cassie Phillips, Papillion-La Vista South, 2005
31-JoDell Thorell, Loomis, 1996
31-Monica Osborn, Axtell, 1995
31-KC Cowgill, Grand Island Central Catholic, 1997
30-Meredith Wahl, Crete, 2009
30-Bethany Riener, Wauneta-Palisade, 2011
29-Meg Wilson, Litchfield, 1995
29-Christy Hardy, Stratton, 1981
28-Hattie Gartner, Chambers, 2000-01
28-Lindsey Briggs, Alliance, 2008
26-Heidi Hula, Sandhills, 1995
26-Mandy Bornemeier, Elmwood-Murdock, 1998
26-Gina Kotas, Milligan 2001
26-Dawn Klabenes, 2016
25-Jeanne Osmera, Bishop Neumann, 1984
25-Debra Johnson, Wheatland, 2005
25-Tenaya Howsden, Amherst, 2008
24-Brooke Schwartz, Gering, 1996
24-Molly Reynolds, McCool Junction, 1995
24-Stacia Soderlin, Grant, 1994
24-Monica Osborn, Axtell, 1994
24-Kim Wittrock, Sidney, 1991
24-Angie Osborn, Axtell, 1991
24-Wendy Paseka, Prague, 1993
24-Cortney Eichelberger, Beemer, 1999
24-Marcy Hauschild, Elmwood-Murdock, 2001
24-Dana Hansen, Coleridge, 2007
24-Kiara Libal, Ashland-Greenwood, 2018
23-Courtney Flaherty, St. Mary, 1998
23-Keyna Kobza, Bruning-Davenport, 1999-00, 2000-01
23-Tina Kobza, Bruning-Davenport, 2001
23-Valerie Schick, Lutheran High Northeast, 2006
23-Candace Lambert, Omaha Benson, 2005
23-Jordan Hooper, Alliance, 2007-08
22-Natasha Holmstrom, Omaha Marian, 1994
22-Kari Jo Jatejka, Geneva, 1990
22-Cara Hessler, Banner County, 2006
22-Shelby Beaudette, Bancroft-Rosalie, 2007
22-Sammi Licari, Columbus, 2012
22-Jaycee Bradley, Norfolk, 2015

REBOUNDS, CAREER
1349-Chatrice White, Shelby-Rising City, 2014
1342-Shuree Oldehoeft, Exeter, 1997
1337-Jordan Hooper, Alliance, 2010
1320-Heather Hinz, Newcastle, 2006
1280-Mandy Thomas, Newcastle, 1994
1157-Jordan Lempka, Sterling, 2014
1136-Tracie Borst, Randolph, 1981
1118-Erin Wobig, CodyKilgore, 1991
1116-Laure Smith, Chappell, 1990
1107-Hayley Thramer, Ewing, 2009
1098-Megan Stienike, Brady, 1998
1047-Emily Mathews, Bellevue East, 2003
1040-Jade Meads, Elm Creek, 2005
1035-Katie Sokolowski, Kearney Catholic, 2010
1033-Christina Houghtelling, Cambridge, 2003
1031-Jessica Shepard, Lincoln Southeast & Fremont, 2015
1030-Kaylee Jensen, Lindsay Holy Family/ Humphrey-LHF, 2014
1011-Janielle Bryan, Bellevue East, 2004
1008-Abbey Schueth, Ewing, 2009
1007-Melissa Allbery, Omaha Christian Academy & Gretna, 2003
1005-Claire Cornell, Elm Creek, 2018
993-Alicia Ostrander, Gordon-Rushville, 2011
984-Abby Werkmeister, Maywood, 2015
981-Shannon Ourada, Elm Creek, 2004
980-Nikki Scott, Broken Bow, 2006
978-Rochelle Wednland, Arapahoe, 2014
975-Lindsey Stineman, Southern Valley, 1998
973-Cindy Hays, Osceola, 1988
960-Sarah Hays, Waterloo, 1993
957-Kim Standerford, Humboldt, 1984
947-Rhonda Sander, Humphrey St. Francis, 1994
935-Samantha Brester, Howells-Dodge, 2017
931-Lauren Lehmkuhl, Wakefield, 2014
931-Laura Box, Nebraska City Lourdes, 2017
930-Kelly Behrends, Lodgepole, 1999
924-Liz Rohrig, Friend, 2004
920-Jenny Findlay, Southeast Consolidated, 1997
918-Courtney Aitken, Centura, 2012
917-Alesha Schoof, Deshler, 1996
906-Megan Steinke, Brady 1997
904-Angel Steinblock, Humboldt, 1998
903-Karla Meyer, Orchard, 1993
902-McKenna Schuck, Harvard, 2016
900-Arianne Gesell, Omaha Concordia, 2012

REBOUNDS, SEASON
414-Megan Stienike, Brady, 1997
405-McKenna Schuck, Harvard, 2016
405-Kalynn Meyer, Superior, 2018
399-Dawn Klabenes, Chambers/ Wheeler Central, 2016
385-Jessica Shepard, Fremont, 2014
384-Chatrice White, Shelby-Rising City, 2012
380-Jordan Hooper, Alliance, 2010
366-Jordan Hooper, Alliance, 2009
359- Alicia Ostrander, Gordon-Rushville, 2011
342-Jordan Hooper, Alliance, 2008
341-Chatrice White, Shelby-Rising City, 2013
340-Lauren Lehmkuhl, Wakefield, 2014
339-Kathy Gottberg, Louisville, 1985
339-Logan Drueppel, Schuyler, 2013
333-Vicky McIntyre, Omaha Marian, 2010
333-Chatrice White, Shelby-Rising City, 2014
329-Rochelle Wendland, Arapahoe, 2013
325-Denise Holt, Weeping Water, 1979
322-Abby Werkmeister, Maywood, 2015
319-Jordan Lempka, Sterling, 2014
318-Haylee Reichert, Elm Creek, 2000
315-Kaylee Jensen, Humphrey-Lindsay Holy Family, 2014
314-Shelby Saner, Sandhills/Thedford, 2012
312-Morgan Dority, Lincoln Christian, 2010
311-Sara Landis, Falls City Sacred Heart, 2012
310-Abby Werkmeister, Maywood, 2014
309-Hayley Thramer, Ewing, 2009
308-Halle Plumbtree, Fullerton, 2017
306-Rochelle Wendland, Arapahoe, 2014
304-Jalynda Hodson, Adams Central, 2010
301-McKenna Schuck, Harvard, 2015
300-Jeannie Osmera, Wahoo Bishop Neumann, 1984
300-Claire Cornell, Elm Creek, 2017
299-Jessica Shepard, Lincoln Southeast, 2013
295-Jordan Lempka, Sterling, 2012
295-Kaylee Jensen, Lindsay Holy Family, 2013
294-Maddie Westergard, Fort Calhoun, 2014
292-Katie Sokolowski, Kearney Catholic, 2009
291-Marci Jaeger, Grand Island Central Catholic, 1988
291-Chatrice White, Shelby, 2011
290-Rylee Pauli, Millard South, 2018
289-Jordan Lempka, Sterling, 2013
288-Kristi Olberding, Falls City Sacred Heart, 1985
288-Corrie Schneider, Aurora, 2016
285-Michaela Hinrichs, Wilcox-Hildreth, 2010
284-Jenna Habegger, Pawnee City, 2013
283-Sarah Mertens, Parkview Christian, 2010
283-Jeannie Osmera, Wahoo Bishop Neumann, 1985
281-Kelsey Papenhausen, Coleridge, 2008
281-Cecelia Catlett, Bruning-Davenport, 2008
279-Joelle Anderson, Lincoln Christian, 2011
278-Katie West, Wallace, 2010
278-Alicia Ostrander, Gordon-Rushville, 2010
277-Becky Schroeder, Laurel-Concord, 1997
277-Katie Sokolowski, Kearney Catholic, 2008
276-Nicole Wilson, Lincoln Christian, 2003
276-Kaylee Jensen, Lindsay Holy Family, 2012
276-Laura Box, Nebraska City Lourdes, 2017
275-Samantha Brester, Howells-Dodge, 2015
275-Tara Mueller, Exeter-Milligan, 2018

REBOUNDS, GAME
38-Ann Rupp, Grand Island Central Catholic, 1977
36-MariLyn DeVries, Cambridge, 1988
32-Erin Beethe, Tecumseh, 2006
31-Nicole Lade, Tecumseh, 2002
30-Maria Calkins, Elm Creek, 1979
30-Shuree Oldehoeft, Exeter, 1997
30-Alicia Ostrander, Gordon-Rushville, 2009
30-McKenna Schuck, Harvard, 2016
29-Denise Holt, Weeping Water, 1979
29-Linda Larson, South Sioux City, 1987
29-Ashley Wells, Elba, 2002
28-Megan Stienike, Brady, 1997
28-Vicky McIntyre, Omaha Marian, 2010
28-Maddie Scow, Shelby, 2010
28-Lauren Lehmkuhl, Wakefield, 2014
28-Dawn Klabenes, Chambers/ Wheeler Central, 2016
27-Melissa Allbery, Omaha Christian, 2001
27-Logan Drueppel, Schuyler, 2013
26-Chatrice White, Shelby-Rising City, 2014
26-Abby Werkmeister, Maywood, 2015
26-McKenna Schuck, Harvard, 2016
26-Corrie Schneider, Aurora, 2016
25-Gail Twiford, Laurel-Concord, 1987
25-Laura Lans, Orleans, 1994
25-Anne Manning, North Plate St. Patrick's, 2002
25-Brittney Lynch, Elkhorn, 2008
25-Tori Maaske, Loomis, 2011
25-McKenna Schuck, Harvard, 2015
25-MaKenna Dahlgrin, Banner County, 2016
25-Kalynn Meyer, Superior, 2016
24-Jo Ann Griffith, Lincoln Southeast, 1977
24-Kelly Pollard, North Bend, 1994
24-Shelby Saner, Sandhills/Thedford, 2011
24-Chatrice White, Shelby-Rising City, 2012
24-Lauren Lehmkuhl, Wakefield, 2013-14
24-Angie Farnik, Verdigre, 1991
24-McKenna Schuck, Harvard, 2016
24-Jane Richards, Kearney, 1976
24-Corrie Schneider, Aurora, 2018
24-Jordan Hooper, Alliance, 2008
23-Kris Welty, Centura, 1983
23-Marney Monson, Wallace, 1997
23-Pam Grell, Louisville, 1999
23-Eva Benson, Overton, 2008
23-Sarah Mertens, Parkview Christian, 2010
23-Katie West, Wallace, 2009
23-Alicia Ostrander, Gordon-Rushville, 2010
23-Jordan Lempka, Sterling, 2011
23-Sara Landism Falls City Sacred Heart, 2012
23-Chatrice White, Shelby-Rising City, 2013
23-Lauren Lehmkuhl, Wakefield, 2013
23-Jessica Shepard, Fremont, 2014
23-Kelsey Chapek, Wahoo Bishop Neumann, 2014
23-Alyssa Novotny, Clarkson/Leigh, 2015
23-McKenna Schuck, Harvard, 2015

TEAM RECORDS

TEAM SCORING - POINTS IN ONE GAME
134-South Sioux City, 2000
126-South Sioux City, 1996
115-Loomis, 2001
115-South Sioux City, 1995
113-Wallace, 1993
113-South Sioux City, 2001
111-South Sioux City, 1998
111-Bancroft-Rosalie, 1998
111-Harrisburg, 1995
110-Crofton, 1991
110-Elmwood-Murdock, 1998
109-Arlington, 1995
109-Morrill, 1995
109-Winnebago, 1989
109-Emerson-Hubbard, 1998
109-Newcastle, 1998
108-EmersonHubbard, 1996
108-South Sioux City, 1999
107-Humphrey St. Francis, 1994
106-Snyder, 1981
106-Wahoo Bishop Neumann, 1991
106-Sandy Creek, 1993
106-Cambridge, 1993
106-Friend, 1999
106-Kimball, 1999
106-Sandy Creek, 1996
105-Cambridge, 1994
105-Centura, 1998
105-Gordon, 2003
104-Chambers, 1994
104-Davenport, 1986
104-Emerson-Hubbard, 1996
104-South Sioux City, 1999
103-Axtell, 1995
103-Cambridge, 1994
103-Homer, 1997
103-Lodgepole, 1995
103-Omaha Roncalli Catholic, 1995
103-Bancroft-Rosalie, 1998
102-Cambridge, 1994
102-Genoa, 1990
102-WisnerPilger, 1989
102-Lincoln Christian, 1991
102-Elm Creek, 2002
101-Chambers, 1996
101-Southeast Consolidated, 1990
101- Omaha Marian, 1990
101-BancroftRosalie, 1993
101-Elmwood-Murdock, 1999

MOST POINTS ONE GAME TWO NEBRASKA TEAMS
189-Omaha Westside 98, Bellevue West 91 2OT, 2008
176-Laurel-Concord 89, Randolph 87 3OT, 2003
169-Winnebago 86, Walthill 83, 1990
166-Elmwood-Murdock 84, Yutan 82, 1998
165-Cambridge 95, WaunetaPalisade 70, 1994
164- Doniphan 85, Silver Lake 79, 1996
163-Orchard 82, Niobrara 81, 2000
162-South Sioux City 98, Omaha Roncalli Catholic 64, 1996
162-Hebron 82, Sutton 80 2OT, 2000
160-Wauneta-Palisade 87, Callaway 73, 1994
160-Chambers 101, Orchard 59, 1996
160-Papillion-La Vista 82, Omaha Marian 78, 2011
159-Palmer 85, Hampton 74, 2011
158-Elmwood-Murdock 84, Waterloo 74, 1997
158-Wallace 93, WaunetaPalisade 65, 1995
158-South Sioux City 95, Elkhorn 63, 1996
158-Friend 106, Risings City 52, 1999
158-Ponca 80, Homer 78 OT, 2014
157-Stratton 80, Wauneta-Palisade 77, 1996
157-South Sioux City 115, Omaha Gross Catholic 42, 1995
157-WaunetaPalisade 87, Republican Valley 70, 1995
156-Greeley 86, Wolbach 70, 1991
156-Harvard 94, Friend 62, 1998
156-Gordon-Rushville 87, Chadron 69, 2009
155-Crofton 110, Plainview 45, 1991
155-South Sioux City 87, Blair 68, 1996
155-Gordon-Rushville 85, Hemingford 70, 2016
154-Wisner-Pilger 80, Ponca 74 OT, 2007
154-Fremont Bergan 88, Scribner-Snyder 66, 1987
154-Columbus 94, South Sioux City 60, 1990
154-Fullerton 78, David City 76, 3OT 1989
154-Wisner-Pilger 80, Ponca 74, OT, 2007
153-Elmwood-Murdock 86, Waterloo 68, 1998
153-Chambers 85, Thedford 68, 1996
153-Osmond 78, Hartington 75, 1994
153-Friend 88, Fairmont 65, 1999
152-Arlington 91, Wahoo 61, 1996
152-Emerson-Hubbard 104, Winnebago 48, 1996
152-Guardian Angels Central Catholic 85, Howells 67, 1996
152-Lincoln Northeast 88, Omaha Northwest 64, 2010
151-East Butler 97, Osceola 54, 1997
151-Ravenna 78, Overton 73, 3OT, 1996
151-Friend 78, Bruning 73, OT, 1991
151-Harrisburg 93, PotterDix 58, 1992
150-Orchard 76, Newcastle 74, 1991
150-Osceola 84, Benedict 66, 1987
150-Cambridge 92, Pleasanton 58, 2003

MOST POINTS, ONE QUARTER
Points-School, Year
48-Omaha Cathedral, 1976
45-Crofton, 1991
42-Wallace, 1993
41-Silver Creek, 1990
41-South Sioux City, 1998
40-Arlington, 1996
40-Cambridge, 1993

NSAA Girls Basketball

All-Time Records

40-Stanton, 1990
39-Chappell, 1997
39-Elmwood-Murdock, 1998
38-Gibbon, 1988
38-Loup City, 1987
38-Sutton, 1990
38-McCool Junction, 1988
38-Waterloo, 1987
37-Winnebago, 1989
37-Elm Creek, 2001
37-Wauneta-Palisade, 2005
37-Dundy County Stratton, 2017
36-Lynch, 1993
36-Osceola, 1987
36-Republican Valley, 1989
36-WisnerPilger, 1989
36-Benedict, 1990
36-Gordon, 2004
36-Kearney Catholic, 2013-14
36-Crofton, 2013-2014 (twice)
36-Lincoln Christian, 2016

TEAM SCORING-SEASON AVERAGE

93.6-South Sioux City, 1995-96
81.12-Cambridge, 1993-94
80.29-South Sioux City, 1994-95
79.2-Chambers, 1995-96
78.8-Chambers, 1994-95
78.04-Ogallala, 1998-99
77.59-Guardian Angels Central Catholic, 2002-03
76.04-Cambridge, 1992-93
75.71-South Sioux City, 2000-01
73.9-Guardian Angels Central Catholic, 2000-01
73.96-Axtell, 1994-95
73.78-South Sioux City, 1998-99
73.0-Wauneta-Palisade, 1994-95
72.7-South Sioux City, 1993-94
72.3-WaunetaPalisade, 1993-94
72.16-Chambers, 1993-94
72.0-Wauneta-Palisade, 1992-93
71.67-Lodgepole, 1994-95
71.6-Bellevue East, 2004-05
71.4-Elmwood-Murdock, 1997-98
71.1-Minden, 2013-14
71.03Sutton, 1989-90
71.0-St.Paul, 1992-93
70.4-Crofton, 1990-91
70.1-Osceola, 1987-88
69.8-Lincoln Christian, 1990-91
69.8-Axtell, 1991-92
69.8-Lincoln Christian, 2016-17
69.4-Elmwood-Murdock, 1998-99
69.1-Republican Valley, 1988-89
69.1-Byron, 1975-76
69.1-Centura, 1997-98
69.0-Crofton, 2014
68.7-Blair, 1988-89
68.7-Bancroft-Rosalie, 2007-08
68.6-Lodgepole, 1995-96
68.6-Seward, 2009-10
68.5-Fremont Bergan, 1987-88
68.5-Chambers, 1988-89
68.4-Winnebago, 1987-88
68.0-Wauneta-Palisade, 1996-97
67.9-Harvard, 1998-99
67.8-Wallace, 1994-95
67.8-Chappell, 1988-89
67.4-Winnebago, 1988-89
67.3-Kearney Catholic, 2012-13
67.0-Madison, 1987-88
67.0-Ewing, 1982-83
67.0-Grand Island Central Catholic, 1997-98

THREE-POINT GOALS - SEASON BY TEAM

303-Lincoln Christian, 2016-17
246-Seward, 2012-13
236-Lincoln Christian, 2015-16
230-Minden, 2013-14
222-Minden, 2010-11
200-Millard South, 2015-16
217-Seward, 2011-12
216-Lincoln Christian, 2014-15
215-Kearney Catholic, 2013-14
201-Millard West, 2012-13
196-Kearney Catholic, 2014-15
193-Lincoln Southeast, 2008-09
193-Bishop Neumann, 2016-2017
190-Millard South, 2016-17
185-Ravenna, 2008-09
184-Lincoln Southeast, 2007-08
179-South Sioux City, 2003
179-Ravenna, 2018
177-Kearney Catholic, 2017
175-Bishop Neumann, 2015-16
171-Seward,2010-11
171-Crofton, 2013-24
170-Bennington, 2014-15
169-Millard West, 2013-14
168-Elm Creek, 2016-17
168-Hastings St. Cecilia, 2017-18
166-Minden, 2011-12
166-Northwest,2013-2014
165-York, 2013-14
165-Crofton, 2015-16
163-Northwest 2012-2013
162-Seward, 2009-2010
162-Lincoln Southwest, 2012-13
158-Lincoln Southeast, 2003-04
156-Kearney Catholic, 2012-13
156-Holdrege,2013-14
155-Ravenna, 2011-12
153-Sterling, 2014-15
153-Crofton, 2014-15
152-Southern Valley, 2012-13
151-Columbus, 2017-18
150-Bancroft-Rosalie, 2008-09
150-Millard South, 2013-14
149-Guardian Angels Central Catholic, 2002-03
149-BRLD, 2017
149-Millard South, 2017-18
148-Sterling, 2016
148-Ravenna, 2017
147-Columbus, 2010-11
142-Omaha Marian, 1998-99
142-Arapahoe, 2012-13
140-Kearney Catholic, 2015-16

THREE-POINT GOALS, ONE GAME BY TEAM

19-Seward, 2016
18-Seward, 2012
18-Seward, 2013
18-Bellevue West, 2016
17-Lincoln Christian, 2016
17-Minden, 2016-17 (2x)
16-Lincoln Christian, 2015
16-Northwest, 2014
15-Lincoln Southeast, 1999
15-South Sioux City, 2003
15-Lincoln Southeast, 2008
15-Minden, 2011 (twice)
15-Minden, 2014
15-Seward,2015
15-Falls City Sacred Heart, 2013
15-Bishop Neumann, 2017
15-Ravenna, 2018
14-Minden, 2012
14-Millard West, 2013
14-Holdrege, 2014
14-Homer, 2014
14-Lincoln Christian, 2016
14-Lincoln Christian, 2017 (2x)
14-Fillmore Central, 2017
14-Conestoga, 2018
13-Gordon, 2003
13-Gordon, 2004
13-Lincoln Southeast, 2008
13-Lincoln Southwest, 2011
13-Concordia, 2011
13-Holdrege, 2012
13-Lincoln Southwest, 2013
13-Southern Valley, 2013
13-Holdrege, 2013
13-Northwest,2013
13-Millard West, 2013-14
13-Kearney Catholic, 2014
13-Crofton, 2014
13-Minden, 2013-14 (twice)
13-Lincoln Christian, 2016 (three times)
13-Homer, 2016
13-Lincoln Christian, 2017 (twice)
13-West Point-Beemer, 2018
12-Omaha Marian, 1992
12-Lincoln East, 1997
12-Grand Island Central Catholic, 1997
12-Arlington, 1998
12-Lincoln Southeast, 1998
12-Sterling, 1999
12-Grand Island Central Catholic, 1999
12-Scottsbluff, 2001
12-Randolph, 2003
12-Falls City Sacred Heart, 2005
12-Alliance, 2006
12-Lincoln Southeast, 2008
12-Minden, 2010
12-Dodge, 2011
12-Lincoln Northeast, 2011
12-Hitchcock County, 2012
12-Minden, 2013
12-Friend, 2013-14
12-Stanton, 2013-14
12-Kearney Catholic, 2013-14
12-Minden, 2013-14 (4 times)
12-Crofton, 2013
12-Columbus, 2013
12-Lincoln Christian, 2014
12-Bellevue West, 2014
12-Sterling, 2015
12-Lincoln Christian, 2016 (2x)
12-Bishop Neumann, 2015-16 (2x)
12-Kearney Catholic, 2017
12-BRLD, 2017
12-Elm Creek, 2016-17 (2x)

THREE-POINT GOALS, ONE GAME, BOTH TEAMS

23-Bellevue West 18, Omaha Burke 5, 2016
22-Lincoln Northeast 12, Lincoln Southeast 10, 2011
22-Fairbury 12, Platteview 10, 2013
21-Columbus 11, Northwest 10, 2015
21-Bellevue West 11,Millard West 10, 2014
21-Columbus 11, Northwest 10, 2016
21-Guardian Angels Central Catholic 11, Howells-Dodge 10, 2016
21-Lincoln Christian 14, Bishop Neumann 7, 2017
21-Bishop Neumann 15, Lincoln Lutheran 6, 2017
20-Holdrege 13, Southern Valley 7, 2013
20-Lincoln Christian 12, Fairbury 8, 2014
20-Homer 13, BRLD 7, 2016
20-Stanton 10, BRLD 10, 2017
20-Columbus 11, Bennington 9, 2017
19-Creighton 11, Hartington 8, 2003
19-Randolph 12, Laurel-Concord 7, 2003
19-Minden 10, Boone Central 9, 2011
19-Kearney Catholic 13, Platteview 6, 2013
19-Dundy Country-Stratton 12, Arapahoe 7, 2013
19-Lincoln Christian 16, Malcolm 3, 2015
19-Lincoln Christian 17, Grand Island Central Catholic 2, 2016
19-BRLD 12, Logan View 7, 2017
19-Conestoga 14, Elmwood Murdock 5, 2018
18-Raymond Central 11, Conestoga 7, 2003
18-Minden 15, Wood River 3, 2011
18-Millard West 14, Omaha Central 4, 2013
18-Millard West 13, Millard South 5, 2013-14
18-Lincoln Christian 13, Aquinas Catholic 5, 2016
18-Bishop Neumann 12, Omaha Gross 6, 2016
18-Bishop Neumann 12, Lincoln Christian 6, 2017
18-Elm Creek 11, Overton 7, 2017
18-Gering 11, Alliance 7, 2018
17-Laurel-Concord 9, Neligh-Oakdale 8, 2003
17-Wilber-Clatonia 10, Auburn 7, 2005
17-Minden 15, Northwest 2, 2011
17-Northwest 16, Aurora 1, 2014
17-Minden 15, Lincoln Lutheran 2, 2014
17-Homer 14, Pender 3, 2014
17-BRLD 11, Omaha Nation 6, 2016
17-Amherst 9, Elm Creek 8, 2018
16-Cross County 10, Friend 6, 2006
16-Minden 14, Aurora 2, 2010
16-Minden 12, Bennington 4, 2010
16-Holdrege 13, Aurora 2, 2012
16-Boyd County 9, Elgin Public/Pope John 7, 2012
16-Minden 13, Southern Valley 3, 2013-14
16-Minden 12, Adams Central 4, 2013-14
16-Minden 12, Platteview 4, 2013-14
16-Bishop Neumann 12, Aquinas 4, 2016
16-Elm Creek 12, Overton 4, 2017
16-Columbus 8, Norris 8, 2018
16-Columbus 9, Platteview 7, 2018
15-Gordon 13, Kimball 2, 2003
15-Concordia 13, Arlington 2, 2011
15-Lincoln Southwest 13, Norfolk 2, 2013
15-Minden 13, Pierce 2, 2014
15-Sterling 8, Friend 7, 2015
15-Lincoln Christian 12, Lincoln Lutheran 3, 2016
15-Bishop Neumann 10, Fremont Bergan 5, 2016
15-Bishop Neumann 8, Kearney Catholic 7, 2016
15-Kearney Catholic 12, Wood River 3, 2017
15-Elm Creek 12, Loomis 3, 2017
15-Elm Creek 11, Amherst 4, 2017

CONSECUTIVE WINS

111-Guardian Angels Central Catholic, 2001-06
104-Seward, 2008-12
95-Sandy Creek, 1997-2000
87-Chambers, 1993-97
81-Cambridge, 199296
66-Hastings St. Cecilia, 197779
61-Gibbon, 198790
58-Omaha Central, 198184
57-Exeter-Milligan, 2004-05
57-Crofton, 2013-16
55-Kearney Catholic, 198486
51-South Sioux City, 1994-97
51-Humphrey St. Francis, 2005-07
49-Adams, 198486
48-Lincoln East, 197477
48-Lincoln Northeast 2004-06
47-AshlandGreenwood, 198284
47-Alliance, 2006-08
46-Shickley, 198083
45-Omaha Benson, 2014-15
44-Battle Creek, 198587
44-PotterDix, 198890
44-Kearney Catholic, 2016-17
43-Gretna, 2005-07
42-South Sioux City, 2002-2004
41-Greeley, 198991
40-SumnerEddyvilleMiller, 197981

LONGEST LOSING STREAKS

91-Omaha Bryan (Jan. 2013 – Jan. 2017)
89-Keya Paha (Dec. 2000 - Jan. 2006)
74-Minatare (Dec. 2012 – Jan. 2017)
64-St. Paul, 1988
62-Coleridge, 1987
56-Ewing (Feb. 1997 - Feb. 2000)
56-Shelton (Feb. 2014 - Jan. 2017)
54-Amherst 198590
48-Clarks, 1980
48-Albion, 1991
45-Ainsworth (Dec. 2006 - Feb. 2009)
44-Petersburg, 1986
42-Dorchester, 1989
41-Parkview Christian, 2016
40-Thayer Central (2005 - Dec. 2007)

MOST OVERTIME PERIODS, ONE GAME

5-Nemaha Valley vs. Pawnee City, 1980
5-Sutton vs. Hebron, 1986
5-Ralston vs. Council Bluffs Abraham Lincoln, IA, 2004
5-Columbus Scotus vs. Madison, 2004
4-Butte vs. Keya Paha, 1993
4-Lewiston vs. Adams, 1984
4-Scottsbluff vs. North Platte, 1984
4-Omaha Roncalli vs. Omaha Marian, 1980
4-Bridgeport vs. Bayard, 1990
4-Oxford vs. Republican Valley, 1992
4-Newman Grove vs. Elgin, 1992
4-Chadron vs. Gering, 2001
4-Verdigre vs. Wynot, 2002
4-Millard West vs. Papillion-La Vista, 2004
4-Lincoln Christian vs. Sandy Creek, 2012
4-Pleasanton vs. South Loup, 2017

CONSECUTIVE GAMES IN OVERTIME, TEAM

3-Winside, 199394
3-Hayes Center, 2000-01
3-Boone Central, 2003-04
3-Giltner, 2009-2010
3-Kenesaw, 2009-2010

MOST OVERTIME GAMES BY TEAM, SEASON

6-Leigh, 1994-95
5-Cozad, 2002-03
5-Maywood, 2009-10
4-Winside, 1993-94
4-Lincoln Pius X, 1996-97
4-Omaha Marian, 1997-98
4-Columbus Scotus, 1999-2000
4-Arapahoe, 2007-08
4-Holdrege, 2002-03
4-Adams Central, 2009-10
4-Giltner, 2009-10
4-Kenesaw, 2009-10
4-Pleasanton, 2017-18

NSAA Girls Basketball

Past Champions

CLASS A

2019-Millard North (23-4) 62, Lincoln Southwest (22-5) 52
2018-Omaha Westside (25-2) 55, Millard South (25-3) 44
2017-Lincoln Southwest (23-5) 56, Millard South (26-4) 51
2016-Lincoln East (23-5) 48, Millard West (23-6) 46
2015-Omaha Westside (24-4) 53, Norfolk (15-13) 40
2014-Omaha Benson (26-2) 47, Bellevue West (26-3) 43
2013-Lincoln Southeast (24-3) 65, Bellevue West (27-2) 57
2012-Omaha Central (29-1) 36, Lincoln Southeast (25-2) 35
2011-Bellevue East (28-1) 52, Bellevue West (25-3) 49
2010-Bellevue West (24-4) 51, Millard West (24-2) 38
2009-Bellevue West (23-2) 71, Lincoln Southeast (26-1) 60
2008-Lincoln Southeast (26-1) 60, Millard West (24-2) 44
2007-Bellevue West (26-3) 54, Omaha Westside (25-4) 51
2006-Bellevue East (28-2) 55, Lincoln Northeast (24-1) 45
2005-Lincoln Northeast (24-0) 52, Bellevue East (22-3) 45
2004-Lincoln East (24-1) 64, Bellevue East (23-3) 50
2003-Lincoln Southeast (21-4) 50, Lincoln East (18-5) 45
2002-Bellevue East (24-4) 43, Lincoln Southeast (22-3) 42
2001-Omaha Marian (20-5) 60, Lincoln Southeast (21-4) 49 (OT)
2000-Omaha Marian (25-1) 55, Omaha North (19-4) 52
1999-Omaha Westside (23-2) 57, Omaha North (21-3) 45
1998-Omaha North (21-2) 57, Lincoln Southeast (19-4) 48
1997-Lincoln Southeast (23-2) 51, Omaha Marian (22-2) 38
1996-Millard South (22-3) 44, Omaha Marian (22-2) 34
1995-Lincoln Southeast (25-0) 63, Omaha Bryan (20-5) 44
1994-Lincoln Southeast (22-2) 46, Omaha Marian (21-5) 32
1993-Lincoln Southeast (24-0) 34, Millard South (19-4) 22
1992-Millard South (20-5) 55, Lincoln High (19-5) 41
1991-Omaha Gross Catholic (23-2) 36, Omaha Marian (19-5) 34
1990-Lincoln Southeast (21-2) 66, Omaha Marian (20-5) 44
1989-Millard South (24-1) 57, Kearney (21-2) 29
1988-Lincoln Southeast (19-3) 52, Millard South (21-4) 39
1987-Lincoln East (23-0) 56, Omaha Marian (21-4) 47
1986-Lincoln Southeast (21-2) 55, Omaha Marian (24-1) 47
1985-Omaha Marian (24-1) 49, Lincoln High (20-3) 27
1984-Omaha Central (25-0) 58, Omaha Marian (22-3) 57
1983-Omaha Central (25-0) 39, Lincoln Southeast (15-5) 38
1982-Kearney (21-0) 43, Lincoln Northeast (18-2) 42
1981-Omaha Bryan (26-0) 57, Lincoln High (18-2) 44
1980-Lincoln High (20-3) 50, Grand Island (16-5) 46
1979-Grand Island (21-0) 54, Bellevue East (18-6) 49
1978-Omaha Burke (20-6) 45, Grand Island (19-2) 34
1977-Lincoln East (20-0) 51, Omaha Burke (20-3) 47

CLASS B

2019-Northwest (21-5) 49, Crete (21-6) 43
2018-Elkhorn (26-3) 67, South Sioux City (23-5) 60
2017-South Sioux City (26-2) 48, Norris (19-7) 44
2016-Elkhorn South (23-5) 43, Waverly (18-7) 33
2015-Lincoln Pius X (22-2) 41, Norris (18-7) 33
2014-Northwest (25-2) 66, Lincoln Pius X (21-2) 58
2013-Northwest (25-3) 62, Norris (19-7) 51 (2OT)
2012-Seward (26-0) 46, Beatrice (18-5) 35
2011-Seward (25-0) 70, Elkhorn (22-2) 54
2010-Seward (25-0) 68, Gretna (22-4) 45
2009-Seward (25-0) 39, Lincoln Pius X (20-3) 35
2008-South Sioux City (24-1) 53, Alliance (25-1) 48
2007-Alliance (23-1) 55, Crete (25-1) 40
2006-Gretna (23-2) 52, Beatrice (17-7) 46
2005-South Sioux City (22-5) 57, Beatrice (16-7) 45
2004-South Sioux City (25-5) 42, Omaha Skutt Catholic (18-5) 37
2003-South Sioux City (27-0) 52, Gering (25-1) 45
2002-South Sioux City (24-3) 63, Lincoln Pius X (21-2) 48
2001-South Sioux City (27-1) 87, Waverly (22-3) 50
2000-South Sioux City (26-1) 65, Alliance (23-2) 36
1999-Ogallala (23-0) 69, South Sioux City (25-3) 58
1998-South Sioux City (24-0) 70, Ogallala (19-4) 56
1997-South Sioux City (24-1) 61, Seward (20-5) 51
1996-South Sioux City (23-0) 67, Lincoln Pius X (14-8) 66
1995-South Sioux City (23-2) 65,
Omaha Roncalli Catholic (22-3) 62
1994-Schuyler (25-1) 42, Omaha Roncalli Catholic (25-3) 35
1993-St. Paul (26-0) 39, Schuyler (24-1) 32
1992-Lincoln Pius X (25-0) 63, St. Paul (24-2) 42
1991-Lincoln Pius X (23-1) 46, Lexington (20-4) 36
1990-Blair (20-4) 58, Lincoln Pius X (23-1) 49
1989-Blair (24-1) 44, Lincoln Pius X (22-2) 39
1988-Ord (23-2) 58, Lincoln Pius X (22-3) 48
1987-Lexington (21-1) 39, Hartington Cedar Catholic (23-3) 38
1986-Hartington Cedar Catholic (23-0) 45, Wood River (22-1) 38
1985-Elkhorn (24-0) 58, Gothenburg (17-4) 53
1984-Raymond Central (23-3) 49, Sidney (21-1) 42
1983-Ashland-Greenwood (25-0) 59, Gothenburg (17-2) 49
1982- Northwest (22-4) 32, Sidney (19-2) 31
1981-Crete (23-3) 53, Omaha Mercy (23-2) 36
1980-Ashland (26-0) 56, Kimball (17-2) 52
1979-York (22-1) 61, Platteview (23-1) 55
1978-Lexington (22-1) 57, Platteview (22-1) 42
1977-York (20-2) 39, Lexington (19-1) 38

CLASS C1

2019-Bishop Neumann (23-3) 45, Lincoln Christian (19-9) 29
2018-Columbus Scotus (22-5) 40, Bishop Neumann (21-5) 37 (OT)
2017-Lincoln Christian (28-2) 45, Kearney Catholic (29-1) 41
2016-Kearney Catholic (28-1) 39, Lincoln Christian (25-2) 37
2015-Pierce (22-6) 38, Kearney Catholic (26-3) 35
2014-Pierce (23-4) 69, Minden (27-1) 60
2013-Pierce (23-4) 51, Kearney Catholic (26-3) 34
2012-Sandy Creek (22-3) 51, Minden (22-3) 45
2011-Hastings St. Cecilia (22-4) 65, Wahoo (27-2) 61
2010-Bishop Neumann (23-2) 58, Wahoo (21-5) 55 (OT)
2009-Bishop Neumann (25-1) 49, Bennington (20-4) 38
2008-Norfolk Catholic (24-1) 52, Bishop Neumann (22-3) 50
2007-Crofton (25-3) 47, Norfolk Catholic (24-2) 46
2006-Crofton (24-0) 48, Ashland-Greenwood (24-2) 39
2005-Crofton (21-3) 54, Fort Calhoun (23-2) 42
2004-Columbus Scotus (25-0) 40, Norfolk Catholic (18-8) 34
2003-Broken Bow (20-5) 39, Norfolk Catholic (16-9) 36
2002-Lincoln Christian (19-5) 35, Columbus Scotus (21-5) 34
2001-North Bend Central (23-2) 55, Centura (24-2) 45
2000-Arlington (23-3) 36, Chadron (19-5) 34
1999-North Bend Central (25-0) 57, Kimball (24-1) 32
1998-Columbus Scotus (25-1) 46, North Bend Central (25-1) 29
1997-Columbus Scotus (22-4) 38, Gothenburg (23-1) 30
1996-Columbus Scotus (25-0) 44, Battle Creek (25-1) 33
1995-Adams Central (21-3) 36, Columbus Scotus (19-6) 30
1994-Cambridge (24-0) 64, Crofton (24-1) 60 (OT)
1993-Wisner-Pilger (22-2) 51, Sandy Creek (23-3) 49
1992-Sandy Creek (22-4) 58, Battle Creek (23-1) 45
1991-Sutton (26-0) 40, Crofton (21-2) 38
1990-Battle Creek (24-0) 53, Sutton (24-2) 50
1989-Gibbon (24-0) 52, Stanton (17-5) 49
1988-Gibbon (25-0) 47, Archbishop Bergan (25-1) 46
1987-Battle Creek (24-0) 60, Hebron (19-3) 46
1986-Battle Creek (23-1) 50, Sutton (23-3) 41
1985-Battle Creek (23-1) 47, Bishop Neumann (24-1) 44
1984-Battle Creek (24-0) 50, Bishop Neumann (18-6) 35

CLASS C2

2019-Hastings St. Cecilia (26-1) 63, Crofton (23-4) 45
2018-Superior (28-1) 42, Ravenna (22-6) 39
2017-Howells-Dodge (25-3) 39, Diller-Odell (22-5) 30
2016-Crofton (25-3) 46,
Guardian Angels Central Catholic (27-2) 43
2015-Crofton (29-0) 48, Hastings St. Cecilia (22-4) 39
2014-Crofton (27-1) 62, Hastings St. Cecilia (23-3) 40
2013-Crofton (27-0) 43, Hastings St. Cecilia (23-5) 31
2012-Crofton (23-4) 41, Lutheran High Northeast (27-2) 28
2011-Homer (26-2) 49, Crofton (25-2) 45
2010-Sandy Creek (23-3) 49, Hartington Cedar Catholic (21-5) 44
2009-Ravenna (27-0) 45, Aquinas Catholic (22-3) 40
2008-Perkins County (24-0) 62, Sutton (23-2) 49
2007-Kearney Catholic (26-0) 60, Perkins County (22-1) 56 (OT)
2006-Ravenna (26-2) 55,
Guardian Angels Central Catholic (24-3) 44
2005-Guardian Angels Central Catholic (25-0) 72,
Exeter-Milligan (29-1) 44
2004-Guardian Angels Central Catholic (25-0) 79,
Ravenna (23-2) 58
2003-Guardian Angels Central Catholic (26-0) 62,
Sutton (23-2) 43
2002-Guardian Angels Central Catholic (26-0) 53,
Kearney Catholic (19-7) 27
2001-Sandy Creek (24-2) 55, Hartington Cedar Catholic (21-4) 49
2000-Sandy Creek (27-0) 50, Centura (25-1) 38
1999-Sandy Creek (27-0) 69, Palmyra (26-2) 56
1998-Sandy Creek (27-0) 49, Sutherland (24-1) 38
1997-Sandy Creek (21-3) 59, Randolph (18-7) 41
1996-Sandy Creek (24-0) 56, Emerson-Hubbard (25-1) 51
1995-Cambridge (25-0) 64, Sandy Creek (24-2) 57
1994-Deshler (23-0) 54, Johnson-Brock (23-1) 47
1993-Cambridge (24-0) 65, Ponca (19-6) 51
1992-Genoa (21-3) 46, Pleasanton (23-2) 36
1991-Sandy Creek (23-2) 56, Overton (20-2) 44
1990-Oxford (20-1) 57, Chappell (20-3) 47
1989-Emerson-Hubbard (24-0) 47, Lincoln Christian (18-6) 38
1988-Oxford (22-0) 53, East Butler (24-1) 45
1987-Osceola (20-1) 44, Scribner (22-3) 40
1986-Johnson-Brock (25-1) 34, Wausa (23-3) 27
1985-Kearney Catholic (22-0) 47, Grant (21-1) 43
1984-Kearney Catholic (22-0) 58, Scribner (17-6) 55

CLASS D1

2019-Archbishop Bergan (19-8) 36,
Dundy County-Stratton (24-3) 27
2018-North Central (25-3) 54,
Bruning-Davenport-Shickley (26-3) 35
2017-Guardian Angels Central Catholic (24-2) 53,
Dundy County-Stratton (27-1) 50
2016-Emerson-Hubbard (28-1) 41, Howells-Dodge (21-7) 38
2015-St. Mary's (25-2) 52, Dundy County-Stratton (28-1) 33
2014-Friend (28-1) 44, Humphrey St. Francis (25-3) 43
2013-Pender (25-3) 42, St. Mary's (24-3) 36
2012-Guardian Angels Central Catholic (21-7) 49,
Humphrey (23-5) 43
2011-Howells (22-4) 46, Pender (21-7) 36
2010-Elkhorn Valley (18-7) 57, East Butler (22-4) 52
2009-Bancroft-Rosalie (27-1) 56, Silver Lake (22-4) 43
2008-Bancroft-Rosalie (27-0) 68, Pope John (25-3) 35
2007-Humphrey St. Francis (26-0) 77, Freeman (25-3) 27
2006-Humphrey St. Francis (25-1) 56, Cross County (23-2) 50
2005-Humphrey St. Francis (23-2) 62, Freeman (19-8) 48
2004-Exeter-Milligan (28-0) 57, Elm Creek (24-2) 46
2003-Freeman (28-0) 51, Falls City Sacred Heart (22-4) 40
2002-Freeman (25-2) 40, Falls City Sacred Heart (25-2) 35
2001-Bancroft-Rosalie (26-1) 43, Humphrey St. Francis (23-2) 30 (OT)
2000-Falls City Sacred Heart (26-2) 42, Red Cloud (20-5) 38
1999-Falls City Sacred Heart (24-3) 66, Harvard (22-3) 61 (OT)
1998-Falls City Sacred Heart (24-0) 58, Callaway (24-1) 47
1997-Wauneta-Palisade (24-1) 68, Lindsay Holy Family (20-6) 37
1996-Leigh (20-5) 58, Litchfield (21-1) 43
1995-Axtell (23-0) 67, Litchfield (21-1) 55
1994-Chambers (25-0) 63, Humphrey St. Francis (22-3) 48
1993-Lindsay Holy Family (25-2) 49, Wallace (21-2) 46
1992-Axtell (21-2) 64, Adams (22-4) 53
1991-Lindsay Holy Family (25-2) 51, Callaway (21-1) 43
1990-Greeley (23-0) 65, Potter-Dix (23-1) 63 (OT)
1989-Potter-Dix (21-0) 65, Sandhills (22-2) 63
1988-Elgin (20-0) 51, Wausa (24-2) 46
1987-Adams (24-1) 72, Exeter (22-2) 50
1986-Exeter (24-1) 48, Adams (24-1) 43
1985-Adams (25-0) 62, Ewing (22-2) 44
1984-Shickley (22-0) 60, Ewing (23-1) 40

CLASS D2

2019-Wynot (22-6) 39, Falls City Sacred Heart (25-4) 38
2018-Falls City Sacred Heart (27-1) 57,
Humphrey St. Francis (26-3) 51
2017-Sacred Heart 48 (28-1), Wynot (21-5) 36
2016-Wynot (24-5) 41, St. Mary's (23-5) 40
2015-Falls City Sacred Heart (28-2) 44, Wynot (22-6) 39
2014-Wynot (24-6) 53, Sterling (20-8) 38
2013-Wynot (25-4) 60, Osmond (19-3) 52
2012-Wynot (26-3) 50, Howells (21-6) 47 (OT)
2011-Wynot (25-2) 45, Hay Springs (22-5) 33
2010-Lindsay Holy Family (22-2) 40, Wynot (25-1) 37
2009-Ewing (24-3) 51, Chambers (24-2) 48 (OT)
2008-Ewing (23-3) 45, Pleasanton (24-2) 44
2007-Ewing (23-4) 56, Falls City Sacred Heart (23-6) 46
2006-Newcastle (26-2) 46, Shickley (20-4) 26
2005-Wynot (23-4) 53, Clearwater (23-3) 49
2004-Chambers (22-4) 48, Banner County (20-5) 46
2003-Paxton (24-0) 63, Banner County (23-3) 46
2002-Chambers (25-1) 47, Prague (22-1) 43
2001-Loup County (22-1) 48, Chambers (26-1) 44
2000-McCool Junction (25-1) 52, Newcastle (23-3) 30
1999-Davenport (22-3) 35, Hayes Center (23-2) 29
1998-Hildreth (22-3) 46, Lindsay Holy Family (20-4) 36
1997-Litchfield (22-0) 35, Hildreth (20-5) 33
1996-Chambers (26-0) 79, Wallace (21-2) 57
1995-Chambers (26-0) 68, Lawrence (23-2) 55
1994-Newcastle (24-3) 54, Thedford (20-3) 41
1993-Stuart (18-5) 58, Silver Creek (10-12) 34
1992-Lynch (22-1) 68, Lawrence (22-2) 60
1991-Lynch (22-1) 45, Shickley (16-9) 42
1990-Hampton (24-1) 54, Lawrence (21-1) 53
1989-Lawrence (22-2) 66, Chambers (24-1) 56
1988-Bruning (19-4) 53, Chambers (21-4) 49
1987-Lawrence (20-2) 45, Arcadia (20-1) 32
1986-Davenport (19-2) 53, Prague (16-3) 37
1985-Hayes Center (22-1) 41, Melbeta (22-1) 36
1984-Rising City (19-4) 35, Litchfield (15-8) 30

CLASS C

1983-Wilber-Clatonia (27-0) 68, Omaha Cathedral (20-4) 46
1982-Elkhorn Valley (23-2) 48, Hastings St. Cecilia (17-7) 46
1981-Randolph (25-0) 42, Hebron (20-1) 39
1980-Omaha Cathedral (27-0) 44, Howells (25-1) 42
1979-Hastings St. Cecilia (23-0) 39, Battle Creek (18-3) 36
1978-Hastings St. Cecilia (22-0) 49, Bloomfield (20-3) 48
1977-Hastings St. Cecilia (21-0) 37, West Point (13-7) 22

CLASS D

1983-Shickley (24-0) 55, Humboldt (23-2) 45
1982-Humboldt (21-7) 44, Clearwater (18-4) 38
1981-Clearwater (22-2) 43, Shickley (23-1) 36
1980-Sumner-Eddyville-Miller (21-0) 43, Roseland (20-2) 37
1979-Adams (24-1) 60, Roseland (19-3) 41
1978-Shickley (22-1) 50, Butte (22-1) 37
1977-Shickley (19-0) 40, Diller (17-4) 29

Tournament Records

TEAM RECORDS

MOST POINTS SCORED, ONE GAME
State Record-94, Guardian Angels Central Catholic, 2003
Class A-89, Omaha Marian, 1997
Class B-91, South Sioux City, 1996
Class C1-88, North Bend Central, 1999
Class C2-94, Guardian Angels Central Catholic, 2003
Class D1-88, Humphrey St. Francis, 2005 & 2007
Class D2-80, Wynot, 2013

MOST POINTS SCORED, BOTH TEAMS
State Record-160, Wauneta-Palisade 87, Callaway 73, 1994
Class A-140, Omaha Westside 74, Lincoln East 66, 2007
Class B-139, South Sioux City 88, Gering 51, 1995
Class C1-146, Kearney Catholic 77, Platteview 69, 2014
Class C2-160, Wauneta-Palisade 87, Callaway 73, 1994
Class D1-148, St. Mary's 75, Friend 73, 2015
Class D2-140, Chambers 78, Falls City Sacred Heart 62, 1996

MOST POINTS SCORED, LOSING TEAM
State Record-73, Callaway, 1994; Friend, 2015
Class A-66, Lincoln East, 2007
Class B-67, Ord, 1987
Class C1-67, Wisner-Pilger, 1992
Class C2-73, Callaway, 1994
Class D1-73, Friend, 2015
Class D2-68, Falls City Sacred Heart, 1997

MOST POINTS SCORED, TOURNAMENT
State Record-235, South Sioux City, 2000
Class A-205, Omaha Marian, 2001
Class B-235, South Sioux City, 2000
Class C1-211, Minden, 2014
Class C2-221, Cambridge, 1993
Class D1-230, Humphrey St. Francis, 2007
Class D2-220, Chambers, 1996

INDIVIDUAL RECORDS

MOST POINTS SCORED, ONE GAME
State Record-52, Darcy Stracke, Chambers, 1996
Class A-34, Donna Curry, Omaha Benson, 1988
Jaycee Bradley, Norfolk, 2015
Class B-47, Jordan Hooper, Alliance, 2010
Class C1-40, Kenzie Kulm, Platteview, 2014
Class C2-45, Cindy Hays, Osceola, 1987
Class D1-40, Trudi Veerhusen, Adams, 1987
Class D2-52, Darcy Stracke, Chambers, 1996

MOST FIELD GOALS, ONE GAME
State Record-21, Darcy Stracke, Chambers, 1996
Class A-14, Maurtice Ivy, Omaha Central, 1983 & 1984
Laura Chapman, Omaha Marian, 1987
KK Houser, Lincoln Southeast, 2009
Class B-15, Shelly Block, Gothenburg, 1983
Laura Anderson, Raymond Central, 1984
Class C1-14, Micki Andrew, Pierce, 1986
Jamie Kubik, Cambridge, 1994
Josi Gronemeyer, Tri County, 2001
Class C2-19, Cindy Hays, Osceola, 1987
Class D1-17, Marla Struempler, Callaway, 1993
Class D2-21, Darcy Stracke, Chambers, 1996

MOST FREE THROWS, ONE GAME
State Record-20, Jaycee Bradley, Norfolk, 2015
Class A-20, Jaycee Bradley, Norfolk, 2015
Class B-15, Laura Anderson, Raymond Central, 1984
McKenzie Brown, Northwest, 2014
Class C1-14, Jeanne Osmera, Bishop Neumann, 1984
KC Cowgill, Grand Island Central Catholic, 2000
Class C2-16, Sarah Muller, Scribner, 1987
Class D1-15, Trudi Veerhusen, Adams, 1985
Class D2-15, Tanya Dugan, Elba, 1996

MOST POINTS SCORED, TOURNAMENT
State Record-125, Darcy Stracke, Chambers, 1996
Class A-80, Maurtice Ivy, Omaha Central, 1984
Class B-100, Jordan Hooper, Alliance, 2010
Class C1-82, Jami Kubik, Cambridge, 1994
Class C2-96, Taryn Ninemire, Sandy Creek, 2001
Class D1-94, Trudi Veerhusen, Adams, 1987
Class D2-125, Darcy Stracke, Chambers, 1996

MOST THREE-POINT GOALS, TOURNAMENT
State Record-17, Kameron Kissinger, Hastings St. Cecilia, 2018
Class A-15, Pieper Conard, Lincoln Southeast, 1998
Class B-12, Terri Johnson, Lincoln Pius X, 1988
Class C1-15, Brooke Kissinger, Minden, 2014
Class C2-17, Kameron Kissinger, Hastings St. Cecilia, 2018
Class D1-12, Megan Stansberry, Bancroft-Rosalie, 2008
Class D2-11, Rebecca Higgins, Sandhills/Thedford, 2016
Kate Jansky, Exeter-Milligan, 2018

MOST THREE-POINT GOALS, ONE GAME
State Record-7, Monica Osborn, Axtell, 1994;
Pieper Conard, Lincoln Southeast, 1998
Susan Pritchard, Laurel-Concord, 2003
Brooke Kissinger, Minden, 2012 & 2014
Taylor Kissinger, Minden, 2014
Rebecca Higgins, Sandhills/Thedford, 2016
Class A-7, Pieper Conard, Lincoln Southeast, 1998
Class B-6, Terri Johnson, Lincoln Pius X, 1988
April Sailors, South Sioux City, 1995
Jessie Runty, Elkhorn, 2000
Erika Stolz, Holdrege, 2012
Hannah Barnard, Beatrice, 2013
Class C1-7, Brooke Kissinger, Minden, 2012 & 2014
Taylor Kissinger, Minden, 2014
Class C2-7, Susan Pritchard, Laurel-Concord, 2003
Class D1-7, Monica Osborn, Axtell, 1994
Class D2-7, Rebecca Higgins, Sandhills/Thedford, 2016

STATE TOURNAMENT CAREER SCORING LEADERS
Points-Player, School, Years
366-Darcy Stracke, Stuart & Chambers, 1993-96
271-Jordan Hooper, Alliance, 2007-10
261-Trudi Veerhusen, Adams, 1984-87
236-Megan Neuvirth, Guardian Angels Central Catholic, 2002-05
217-Sara Wilson, Perkins County, 2006-09
214-Taryn Ninemire, Sandy Creek, 1998-2001
211-Kaylee Jensen, Lindsay Holy Family & Humphrey/Lindsay Holy Family, 2011-14
208-Monica Osborn, Axtell, 1993-95
206-Nicole Kubik, Cambridge, 1993-96
204-Jami Kubik, Cambridge, 1991-94
202-Alexis Akin-Otiko, Bellevue West, 2009-11
201-Katie Robinette, South Sioux City, 1998-2001
201-Samantha Brester, Howells-Dodge, 2014-2017
179-Tonya Porter, Emerson-Hubbard, 1994-96

Tournament Records

177-Jenni Flynn, South Sioux City, 2000-03
175-Maurtice Ivy, Omaha Central, 1982-84
169-Abby Schueth, Ewing, 2006-09
167-Jade Meads, Elm Creek, 2002-05
166-Maggie Schulte, Wynot, 2011-14
164-Elizabeth Herbek, Sandy Creek, 1995-98
163-Marissa Kastanek, Crete & Lincoln Southeast, 2006-09
163-Abby Ortmeier, Guardian Angels Central Catholic, 2010-13
163-Brooke Kissinger, Minden, 2011-14
161-Tara Streit, Cambridge, 1993-95
161-Shelby Beaudette, Bancroft-Rosalie, 2006-09
160-McKenzie Brown, Northwest 2012-14
160-Rachelle Tucker, Pierce, 2012-15
159-Suzanne Brungardt, Battle Creek, 1984-87
157-Nicole Brungardt, Norfolk Catholic, 2005-08
156-KK Houser, Lincoln Southeast, 2006-09
154-Maggie Goltz, Falls City Sacred Heart, 2013-16
153-Kendra Bender, Humphrey St. Francis, 2004-07
149-Allison Arens, Crofton, 2012-15
148-Mikaela Shaw, Sandy Creek, 2010-13
146-Jina Johansen, Centura, 1999-2001
146-Heather Hinz, Newcastle, 2003-06
146-Amber Hegge, Crofton, 2005-07
144-Jennifer Warner, Greeley/St. Paul, 1990-93
143-Chris Leigh, Platteview, 1978-79
140-Christy Neneman, Omaha North, 1998-2000
140-Laura Spanheimer, Omaha Marian, 1998-2001
136-Laurel Stoehr, Sutton, 1989-91
136-Nicole Oliver, South Sioux City, 1997-2000
135-Paige Ballinger, Pender, 2011-2014
134-Jessica Shepard, Lincoln Southeast & Fremont, 2012-2015
134-Clare Hamburger, Hastings St. Cecilia, 2012-15
133-Trish Martin, South Sioux City, 1995-96
133-Hannah Tvrdy, Seward, 2010-13
132-Kelli Benson, Grand Island, 1978-80
132-Dominique Kelley, Lincoln Northeast, 2005-07
131-Cindy Hays, Osceola, 1985-87
131-Meg Wilson, Litchfield, 1994-97
131-Dani Busboom, Freeman, 2000-03
131-Kourteney Zadina, Seward, 2010-13
130-Marney Monson, Wallace, 1990-93
130-Jackie Knievel, Guardian Angels Central Catholic, 2002-05
130-Hayley Thramer, Ewing, 2007-09
128-Sarah Muller, Scribner & Archbishop Bergan, 1986-88
128-Marla Struempler, Callaway, 1991-94
127-Kaitlin Petri, Kearney Catholic, 2005-07
127-Sylvia Smith-Gatson, Omaha Central, 2011-13
126-Shelli Riedmiller, Elgin, 1986-88
126-Paige Frauendorfer, Humphrey, 2008-09
125-Teresa Noffke, Ewing, 1983-85
125-Ashlee Harms, Sandy Creek, 2010-12
123-Carrie Aman, Blair, 1988-90
123-Maggie Fillipi, Pender, 2011-2014
122-KC Cowgill, Grand Island Central Catholic, 1998-2000
122-McKenzie Fujan, Bishop Neumann, 2008-10
122-Beth Bohuslavsky, Seward, 2009-12
122-Jamie Kissinger, Minden, 2011-14
121-Mandy Axmann, Litchfield, 1994-97
120-Amanda Buchholz, Ogallala, 1997-99
120-Jane Horkey, South Sioux City, 2000-03
119-Katie O'Grady, Falls City Sacred Heart, 2000-03
118-Stephanie Schug, Lincoln Pius X, 1989-92
118-Lisa Graham, Lynch, 1991-92
117-Mary Ann Ruff, Cambridge, 1993-95
117-Deb Trausch, Roseland, 1979-81
117-Jeannine Kardell, Omaha Marian, 1983-85
117-Laura Chapman, Omaha Marian, 1985-87
116-Kressy DeCamp, Gothenburg, 1983-85
116-Laura Anderson, Raymond Central, 1982-84
115-Tara Abbott, Ashland-Greenwood, 2004-06
115-Lauren Fox, Beatrice, 2004-06
115-Caitlin Jones, Crofton, 2006-09
114-Kim Rickert, Columbus Scotus, 1995-98
114-Michelle Kush, Gibbon, 1987-89
113-Kelli Williams, Ord, 1987-89
113-Chris Engel, Sandy Creek, 1991-93
113-Katie Simon, Falls City Sacred Heart, 1996-99
113-Emily Cady, Seward, 2008-11
112-Katie Blacketer, North Bend Central, 1998-2001
112-Katelyn Wheeler, Falls City Sacred Heart, 2005-08
111-Jennifer Schiep, Sandy Creek, 1991-93
111-Candace Blackbird, South Sioux City, 1995-98
111-Lindsey Bayer, Norfolk Catholic, 2002-04
111-Ashley Robinette, South Sioux City, 2001-04
110-Kim Bennett, Lincoln Christian, 1988-91
110-Melissa Slaughter, Bancroft-Rosalie, 2000-03
110-Allison Steffen, Guardian Angels Central Catholic, 2000-03
110-Rachelle Tucker, Pierce, 2013-Present
109-Trisha Plucker, Lincoln Southeast, 1992-95
109-Allison Janicek, Millard West, 2007-10
108-Laura Anderson, Wausa, 1985-88
107-Kara Graham, Lincoln Southeast, 1992-95
107-KC Dworak, Lincoln Christian, 1987-90
107-Carlie Sis, Perkins County, 2006-08
106-Rita Makovicka, York, 1977-79
106-Pam Shaw, Sandy Creek, 1995-98
106-Lindsay Coleman, Ogallala, 1998-99
106-Allison Arens, Crofton, 2012-Present
105-Julie Froeschel, Falls City Sacred Heart, 1997-2000
105-Andrea Schoepf, South Sioux City, 2000-03
105-Alexa Kastanek, Lincoln Southeast, 2010-13
105-Rachel Jelden, Holdrege, 2011-14
103-Shawna Banks, Sidney, 1983-85
103-Cami Bruckman, Silver Lake, 2009-10
103-Kylie Hohlen, Norris, 2012-2015
102-April Sailors, South Sioux City, 1995-97
102-Andrea Weaver, Falls City Sacred Heart, 1996-99
102-Quinn Wragge, Crofton, 2012-15
101-Maura Dawson, Lincoln Pius X, 1989-92
101-Jane Fraser, Hebron, 1987-88
101-Marissa Bongers, East Butler, 2007-10
100-Stacy Imming, Kearney, 1981-83
100-Amber Shaw, Sandy Creek, 1997-2000
100-Katie Rich, Elkhorn Valley, 2007-09
100-Alyssa Kamphaus, Seward & Malcolm, 2007-10
100-Alyssa Stanek, Bishop Neumann, 2008-10
100-Maddie Simon, Lincoln Pius X, 2012-2015
100-Kennedy Sander, Lincoln Pius X, 2012-2015

Championship Bests

MOST TIMES QUALIFYING FOR STATE CHAMPIONSHIPS

27, Lincoln Southeast
26, Omaha Marian
24, Falls City Sacred Heart
23, Lincoln Christian
23, Lincoln Pius X
23, South Sioux City
22, Guardian Angels Central Catholic
21, Millard South
20, Hastings St. Cecilia
19, Lincoln East
18, Battle Creek
18, Bellevue East
18, Bishop Neumann
18, Crofton
17, Lincoln Northeast
17, Sutton
16, Chambers
16, Kearney
16, Omaha Westside
16, Papillion-La Vista
15, Gretna
15, Kearney Catholic
15, Millard North
15, Sandy Creek
15, Seward
15, Sidney
14, Cambridge
14, Elkhorn
14, Millard West
14, Newcastle
13, Bancroft-Rosalie
13, Crete
13, Lexington
13, Lincoln High
13, Norfolk
13, Northwest
13, Platteview
13, Wauneta-Palisade
12, Adams
12, Alliance
12, Beatrice
12, Chadron
12, Elkhorn Valley
12, Grant
12, Humphrey St. Francis
12, Norris
12, Wynot
11, Ashland-Greenwood
11, Bellevue West
11, Centura
11, Columbus Scotus
11, Friend
11, Grand Island
11, Hartington Cedar Catholic
11, Holdrege
11, Lindsay Holy Family
11, Minden
11, North Bend Central
11, Omaha Central
11, Shickley
11, York
10, Columbus
10, Leigh
10, Norfolk Catholic
10, Pleasanton
9, Callaway
9, Emerson-Hubbard
9, Lawrence
9, North Platte
9, Ord
9, Ponca
9, Superior
9, Sutherland
9, Wahoo
8, Axtell
8, East Butler
8, Exeter-Milligan
8, Gering
8, Gothenburg
8, Grand Island Central Catholic
8, Hayes Center
8, Lincoln Southwest
8, Litchfield
8, Lodgepole
8, Loomis
8, Omaha Roncalli Catholic
8, Paxton
8, Thedford
8, Tri County
8, Pierce

CONSECUTIVE APPEARANCES IN STATE CHAMPIONSHIPS

21, Guardian Angels Central Catholic, 1998-2018
15, Battle Creek, 1984-98
14, Lincoln Southeast, 2000-13
13, South Sioux City, 1994-2006
11, Lincoln Southeast, 1988-98
11, Omaha Marian, 1977-87
11, Sandy Creek, 1991-2001
10, Gretna, 2001-10
10, Holdrege, 2005-14
9, Falls City Sacred Heart, 2012-Present
8, Falls City Sacred Heart, 1996-2003
8, Hastings St. Cecilia, 2013-Present
8, Millard South, 1983-90
8, Millard South, 1992-99
8, Omaha Marian, 1990-97
8, Wynot, 2010-17
7, Crofton, 2011-17
7, Lawrence, 1989-95
7, Lincoln Christian, 1987-93
6, Bancroft-Rosalie, 1999-2004
6, Bishop Neumann, 2014-19
6, Cambridge, 1991-96
6, Centura, 1999-2004
6, Elkhorn Valley, 2007-12
6, Falls City Sacred Heart, 2005-10
6, Kearney, 1979-84
6, Lincoln Christian, 2015-Present
6, Lincoln East, 1985-90
6, Millard West, 2006-11
6, Paxton, 2000-05
6, Seward, 2008-13
6, South Sioux City, 2013-2018
6, St. Mary's, 2012-17
5, Adams, 1991-95
5, Bellevue East, 2004-08
5, Chadron, 2012-16
5, Chambers, 2006-10
5, Crofton, 2005-09
5, Elkhorn, 2015-19
5, Elkhorn South, 2015-19
5, Friend, 2012-16
5, Hay Springs, 2008-12
5, Humphrey St. Francis, 2004-08
5, Kearney Catholic, 2013-17
5, Lincoln Christian, 2009-13
5, Lincoln Pius X, 1988-92
5, Millard North, 1983-87
5, Millard West, 2013-17
5, Minden, 2011-2015
5, Newcastle, 2003-07
5, Norfolk Catholic, 2001-05
5, Norris, 2011-2015
5, Omaha Central, 1982-86
5, Omaha Mercy, 1977-81
5, Omaha Westside, 2006-10
5, Papillion-La Vista, 2001-05
5, Sutherland, 1996-2000
5, Sutton, 2002-05
5, Wausa, 1985-89
5, York, 2014-2018

MOST CHAMPIONSHIPS

12, South Sioux City
10, Sandy Creek
10, Lincoln Southeast
8, Crofton
7, Wynot
6, Guardian Angels Central Catholic
6, Falls City Sacred Heart
5, Battle Creek
5, Chambers
5, Columbus Scotus
5, Hastings St. Cecilia
4, Kearney Catholic
4, Lincoln East
4, Seward
4, Shickley
4, Northwest
3, Adams
3, Bancroft-Rosalie
3, Bellevue East
3, Bellevue West
3, Cambridge
3, Ewing
3, Humphrey St. Francis
3, Lincoln Pius X
3, Lindsay Holy Family
3, Millard South
3, Omaha Central
3, Omaha Marian
3, Pierce
3, Omaha Westside

MOST TIMES IN FINALS

16, Lincoln Southeast, 1983-86-88-90-93-94-95-97-98-2001-02-03-08-09-12-13
14, South Sioux City, 1995-96-97-98-99-2000-01-02-03-04-05-08-17-18
12, Sandy Creek, 1991-93-94-95-96-97-98-99-2000-01-10-12
12, Crofton, 1991-94-2005-06-07-11-12-13-14-15-16-19
11, Omaha Marian, 1984-85-86-87-90-91-94-96-97-2000-01
10, Falls City Sacred Heart, 1998-99-2000-02-03-07-15-17-18-19
10, Lincoln Pius X, 1988-89-90-91-92-96-2002-09-14-15
10, Wynot, 2005-10-11-12-13-14-15-16-17-19
9, Chambers, 1988-89-94-95-96-2001-02-04-09
9, Hastings St. Cecilia, 1977-78-79-82-2011-13-14-15-19
8, Battle Creek, 1979-84-85-86-87-90-92-96
8, Guardian Angels Central Catholic, 2002-03-04-05-06-12-16-17
8, Kearney Catholic, 1984-85-2002-07-13-15-16-17
7, Shickley, 1977-78-81-83-84-91-06
7, Millard South, 1988-89-92-93-96-2017-18
7, Columbus Scotus, 1995-96-97-98-2002-04-18
7, Humphrey St. Francis, 1994-2001-05-06-07-14-18
7, Bishop Neumann, 1984-85-2008-09-10-18-19
6, Bellevue East, 1979-2002-04-05-06-11
6, Bellevue West, 2007-09-10-11-13-14
5, Adams, 1979-85-86-87-92
5, Ewing, 1984-85-2007-08-09
5, Lawrence, 1987-89-90-92-95
5, Lincoln Christian, 1989-2002-16-17-19
5, Lincoln East, 1977-87-2003-04-16
5, Lindsay Holy Family, 1991-93-97-98-2010
5, Seward, 1997-2009-10-11-12
5, Sutton, 1986-90-91-2003-08
4, Lexington, 1977-78-87-91
4, Lincoln High, 1980-81-85-92
4, Litchfield, 1984-95-96-97
4, Norfolk Catholic, 2003-04-07-08
4, Northwest, 1982-13-14-19
4, Omaha Westside, 1999-2007-15-18
4, Ravenna, 2004-06-09-18
3, Ashland-Greenwood, 1980-83-2006
3, Bancroft-Rosalie, 2001-08-09
3, Beatrice, 2005-06-12
3, Cambridge, 1993-94-95
3, Clearwater, 1981-82-2005
3, Emerson-Hubbard, 1989-96-2016
3, Freeman, 2002-03-05
3, Gothenburg, 1983-85-97
3, Grand Island, 1978-79-80
3, Hartington Cedar Catholic, 1986-87-2001
3, Howells, 1980-2011-12
3, Lincoln Northeast, 1982-2005-06
3, Millard West, 2008-10-16
3, Newcastle, 1994-2000-06
3, Norris, 2013-15-17
3, North Bend Central, 1998-99-2001
3, Omaha North, 1998-99-2000
3, Pierce, 2013-14-15
3, St. Mary's, 2013-15-16
3, Elkhorn, 1985-2011-18

CONSECUTIVE STATE TITLES

6, Sandy Creek, 1996-2001
6, South Sioux City, 2000-05
5, Crofton, 2012-16
4, Battle Creek, 1984-87
4, Guardian Angels Central Catholic, 2002-05
4, Seward, 2009-12
4, South Sioux City, 1995-98
4, Wynot, 2011-14
3, Cambridge, 1993-95
3, Chambers, 1994-96
3, Columbus Scotus, 1996-98
3, Crofton, 2005-07
3, Ewing, 2007-09
3, Falls City Sacred Heart, 1998-2000
3, Hastings St. Cecilia, 1977-79
3, Humphrey St. Francis, 2005-07
3, Lincoln Southeast, 1993-95
3, Pierce, 2013-2015
2, Bancroft-Rosalie, 2008-09
2, Bellevue West, 2009-10
2, Bishop Neumann, 2009-10
2, Blair, 1989-90
2, Freeman, 2002-03
2, Gibbon, 1988-89
2, Kearney Catholic, 1984-85
2, Lincoln Pius X, 1991-92
2, Lynch, 1991-92
2, Northwest, 2013-14
2, Omaha Central, 1983-84
2, Omaha Marian, 2000-01
2, Sandy Creek, 1991-92
2, Shickley, 1977-78
2, Shickley, 1983-84