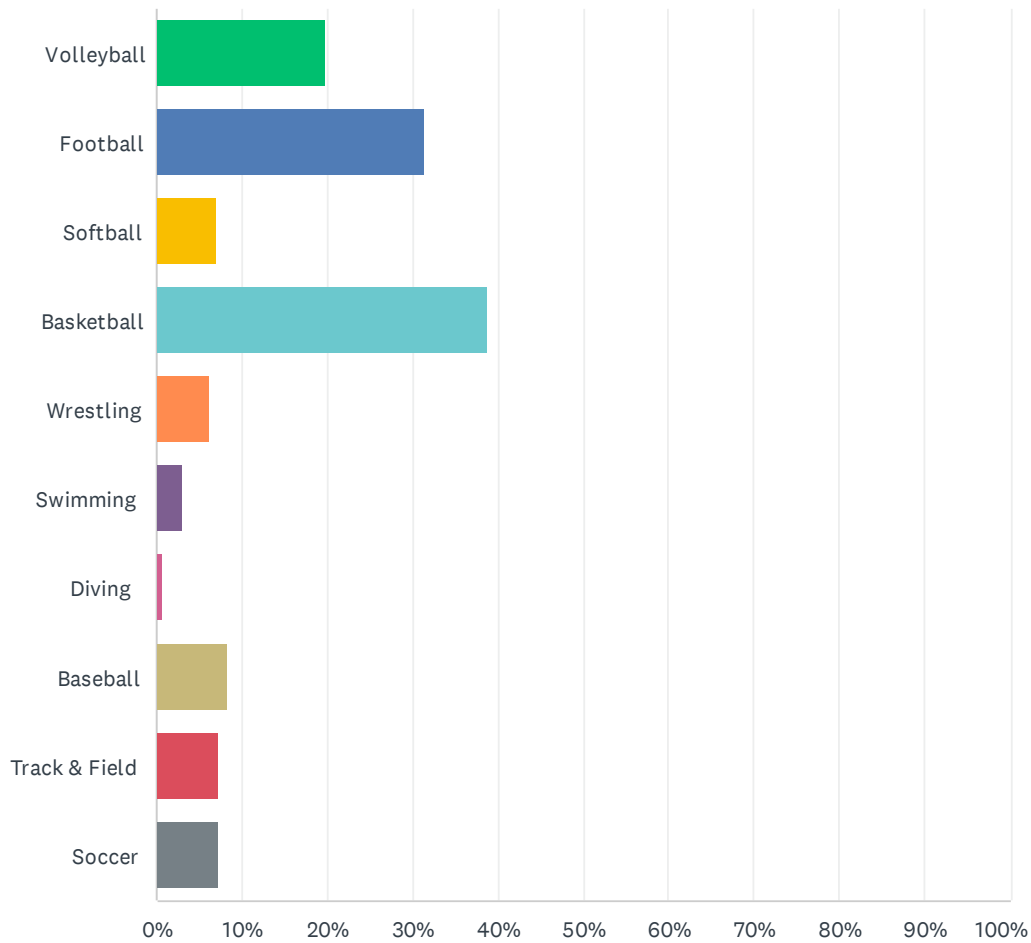


# Q1 What sport(s) do you officiate? Check all that apply.

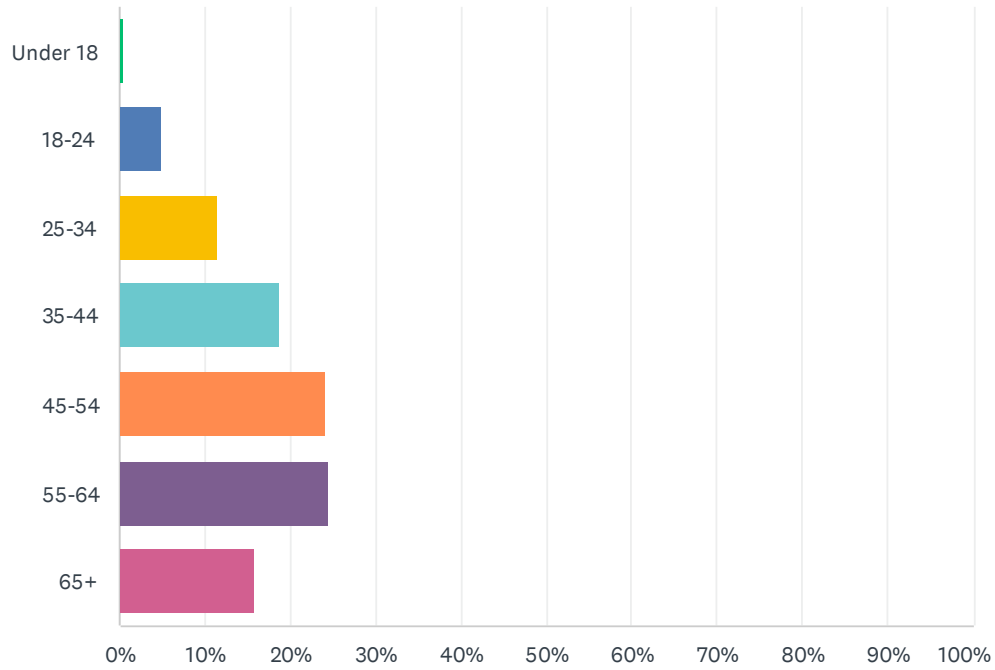
Answered: 1,088 Skipped: 4



ANSWER CHOICES	RESPONSES	
Volleyball	19.76%	215
Football	31.43%	342
Softball	7.08%	77
Basketball	38.88%	423
Wrestling	6.16%	67
Swimming	3.03%	33
Diving	0.74%	8
Baseball	8.36%	91
Track & Field	7.35%	80
Soccer	7.35%	80
Total Respondents: 1,088		

## Q2 What is your age?

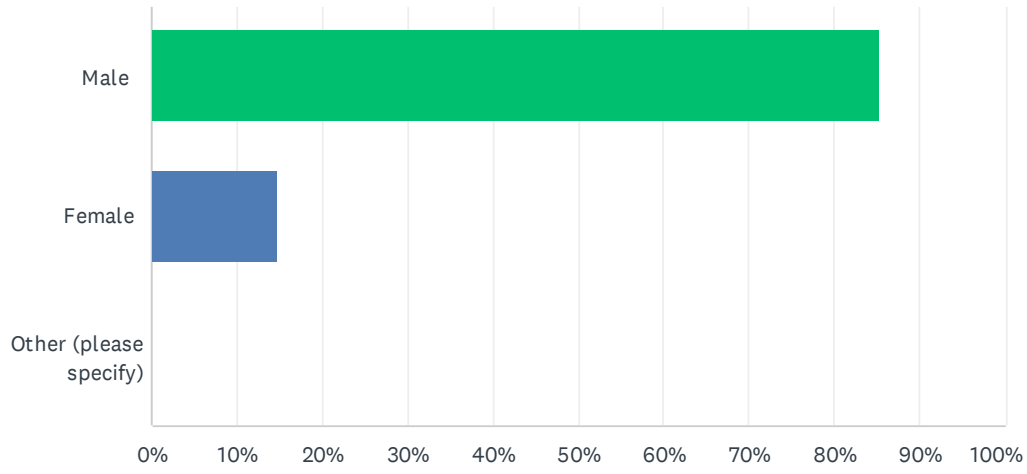
Answered: 1,087 Skipped: 5



ANSWER CHOICES	RESPONSES	
Under 18	0.46%	5
18-24	4.97%	54
25-34	11.59%	126
35-44	18.68%	203
45-54	24.01%	261
55-64	24.56%	267
65+	15.73%	171
<b>TOTAL</b>		<b>1,087</b>

### Q3 What is your gender?

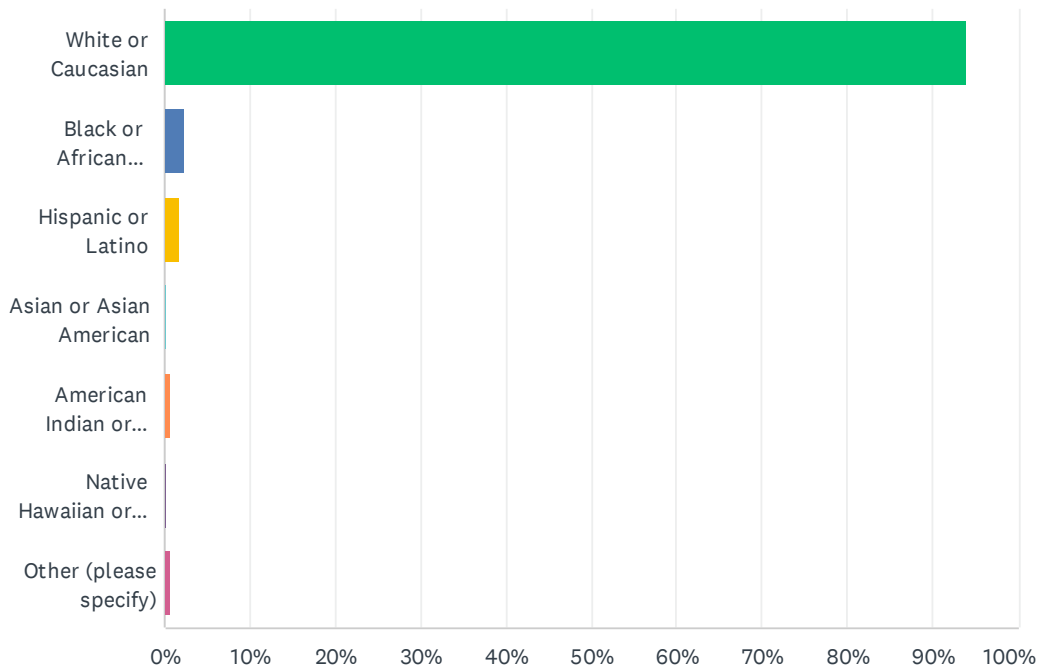
Answered: 1,084 Skipped: 8



ANSWER CHOICES	RESPONSES
Male	85.33% 925
Female	14.67% 159
Other (please specify)	0.00% 0
<b>TOTAL</b>	<b>1,084</b>

### Q4 What is your ethnic background?

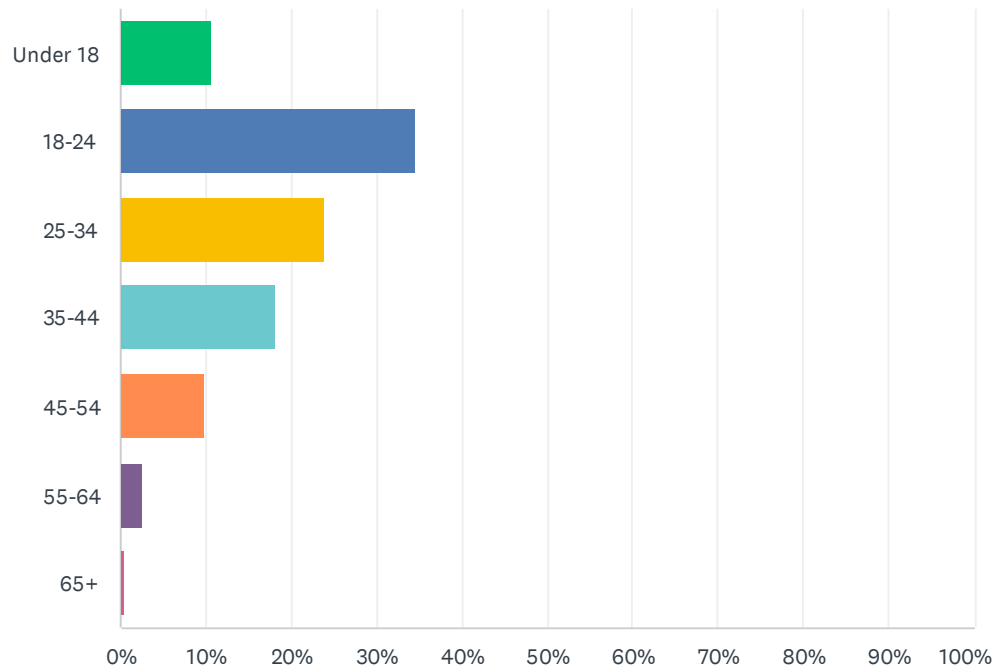
Answered: 1,084 Skipped: 8



ANSWER CHOICES	RESPONSES	
White or Caucasian	94.00%	1,019
Black or African American	2.40%	26
Hispanic or Latino	1.75%	19
Asian or Asian American	0.28%	3
American Indian or Alaska Native	0.55%	6
Native Hawaiian or other Pacific Islander	0.28%	3
Other (please specify)	0.74%	8
<b>TOTAL</b>		<b>1,084</b>

### Q5 At what age did you begin officiating?

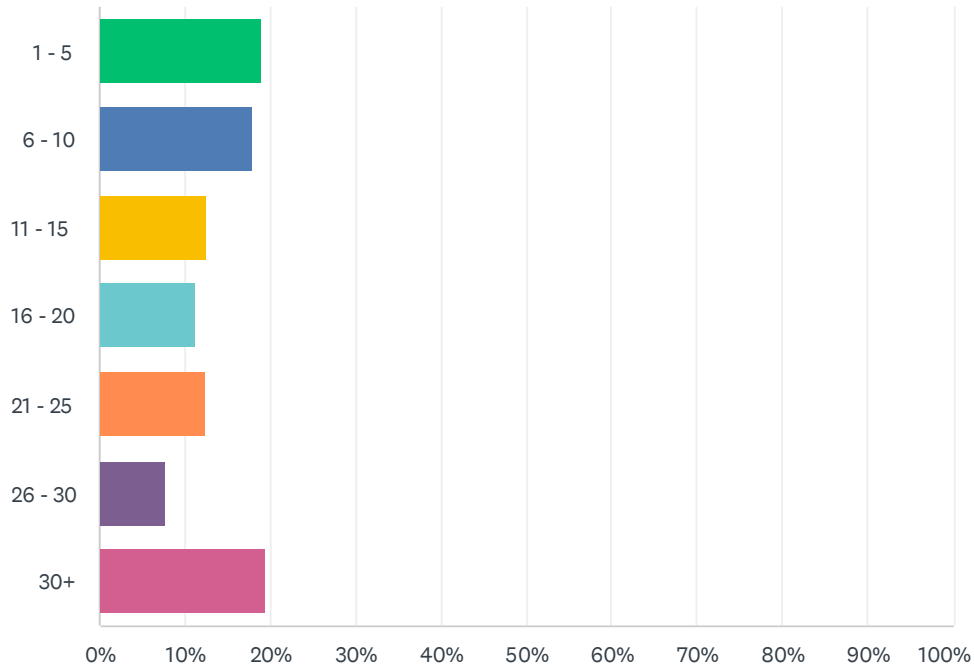
Answered: 1,089 Skipped: 3



ANSWER CHOICES	RESPONSES	
Under 18	10.74%	117
18-24	34.44%	375
25-34	23.97%	261
35-44	18.18%	198
45-54	9.73%	106
55-64	2.48%	27
65+	0.46%	5
<b>TOTAL</b>		<b>1,089</b>

## Q6 How many years have you officiated?

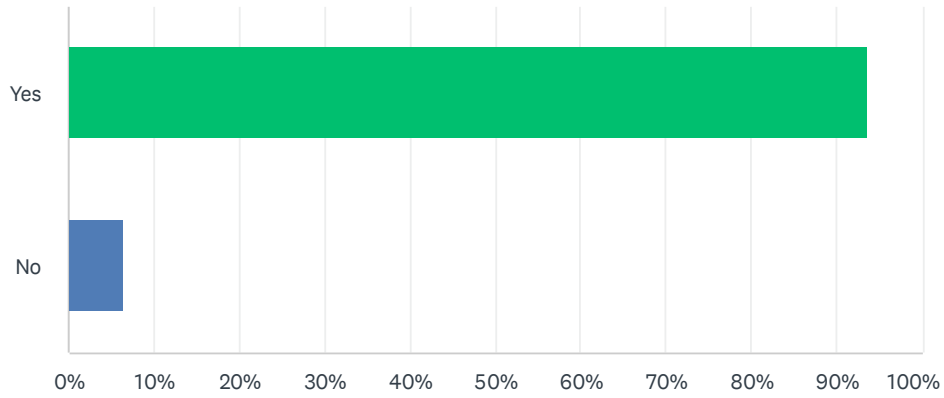
Answered: 1,088 Skipped: 4



ANSWER CHOICES	RESPONSES	
1 - 5	19.03%	207
6 - 10	17.92%	195
11 - 15	12.50%	136
16 - 20	11.21%	122
21 - 25	12.32%	134
26 - 30	7.63%	83
30+	19.39%	211
<b>TOTAL</b>		<b>1,088</b>

### Q7 Do you plan on officiating during the 2022-2023 season?

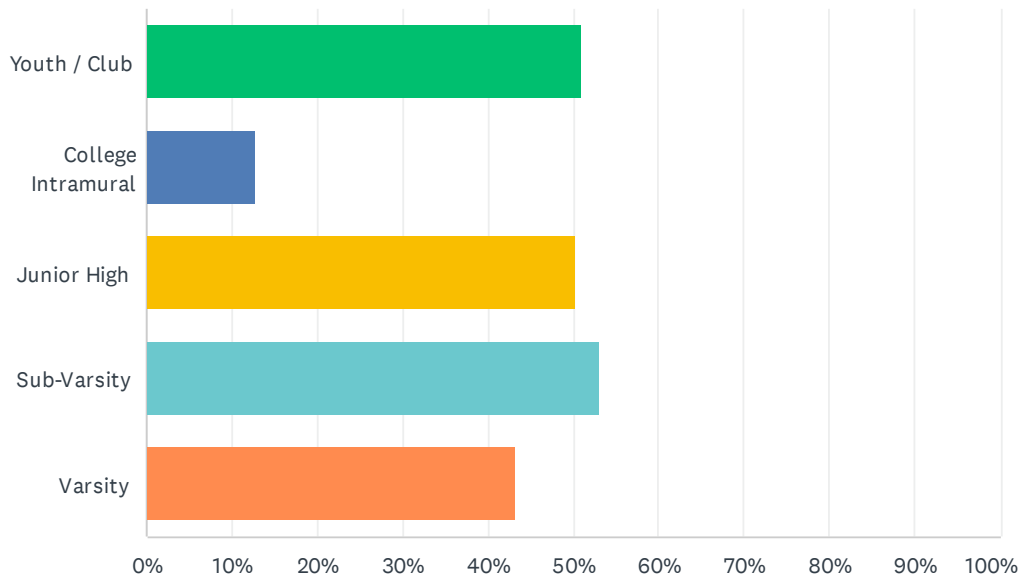
Answered: 1,087 Skipped: 5



ANSWER CHOICES	RESPONSES	
Yes	93.65%	1,018
No	6.35%	69
TOTAL		1,087

### Q8 At what level(s) did you start officiating? Check all that apply.

Answered: 1,090 Skipped: 2

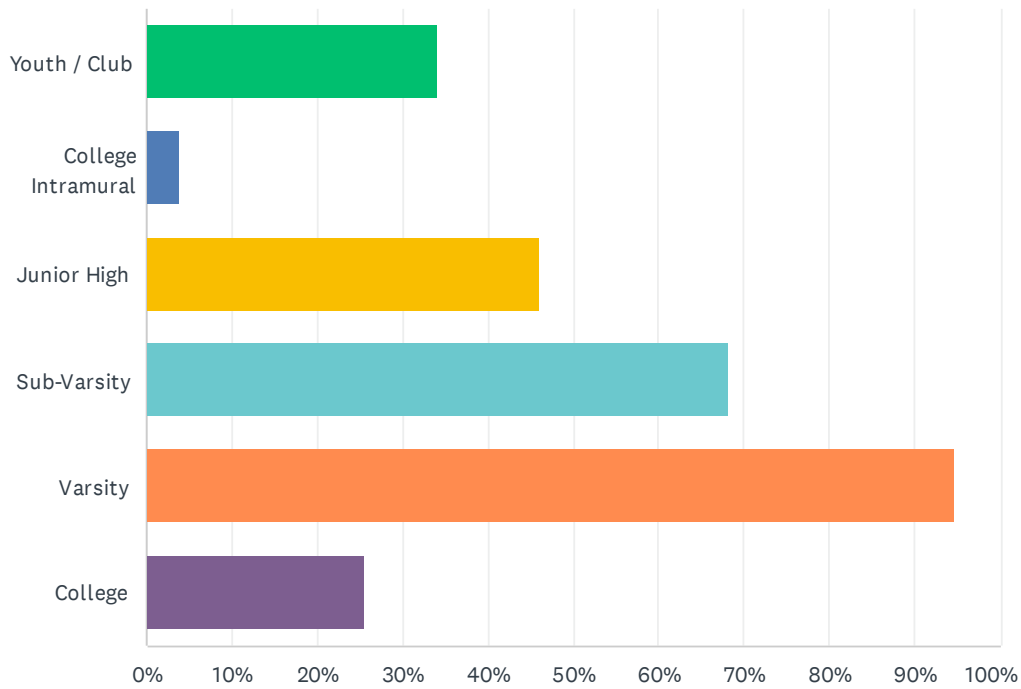


ANSWER CHOICES	RESPONSES	
Youth / Club	51.01%	556
College Intramural	12.75%	139
Junior High	50.37%	549
Sub-Varsity	53.03%	578
Varsity	43.21%	471
Total Respondents: 1,090		



### Q9 At what level(s) do you officiate now? Check all that apply.

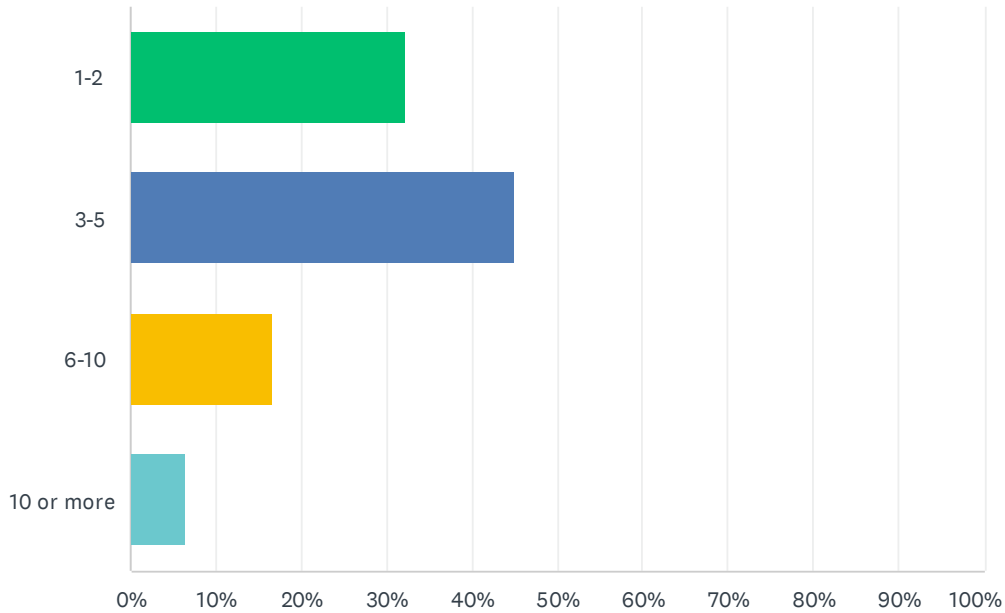
Answered: 1,089 Skipped: 3



ANSWER CHOICES	RESPONSES	
Youth / Club	34.16%	372
College Intramural	3.76%	41
Junior High	46.10%	502
Sub-Varsity	68.23%	743
Varsity	94.67%	1,031
College	25.53%	278
Total Respondents: 1,089		

### Q10 Roughly how many games / meets / matches do you officiate in a week?

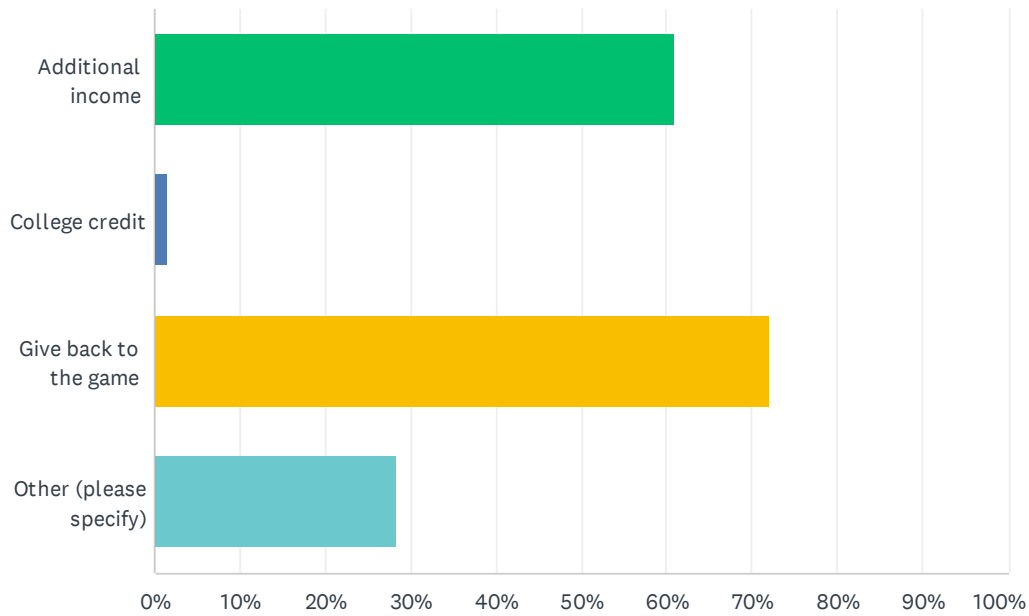
Answered: 1,086 Skipped: 6



ANSWER CHOICES	RESPONSES
1-2	32.14% 349
3-5	44.94% 488
6-10	16.57% 180
10 or more	6.35% 69
TOTAL	1,086

### Q11 Why did you start officiating? Check all that apply.

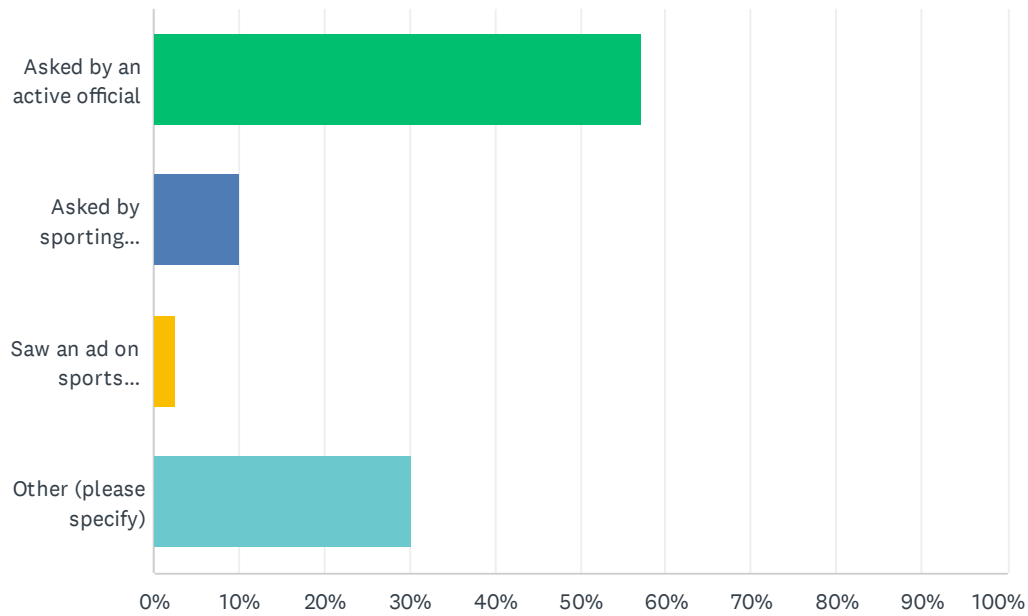
Answered: 1,089 Skipped: 3



ANSWER CHOICES	RESPONSES	
Additional income	61.07%	665
College credit	1.47%	16
Give back to the game	71.99%	784
Other (please specify)	28.37%	309
Total Respondents: 1,089		

## Q12 How did you first get into officiating?

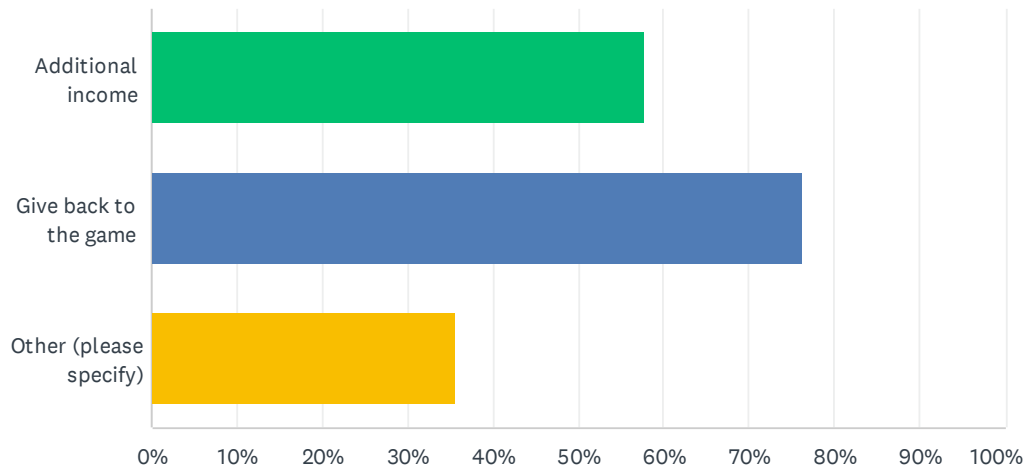
Answered: 1,087 Skipped: 5



ANSWER CHOICES	RESPONSES	
Asked by an active official	57.13%	621
Asked by sporting organization	10.12%	110
Saw an ad on sports association website	2.48%	27
Other (please specify)	30.27%	329
TOTAL		1,087

### Q13 Why do you continue to officiate? Check all that apply.

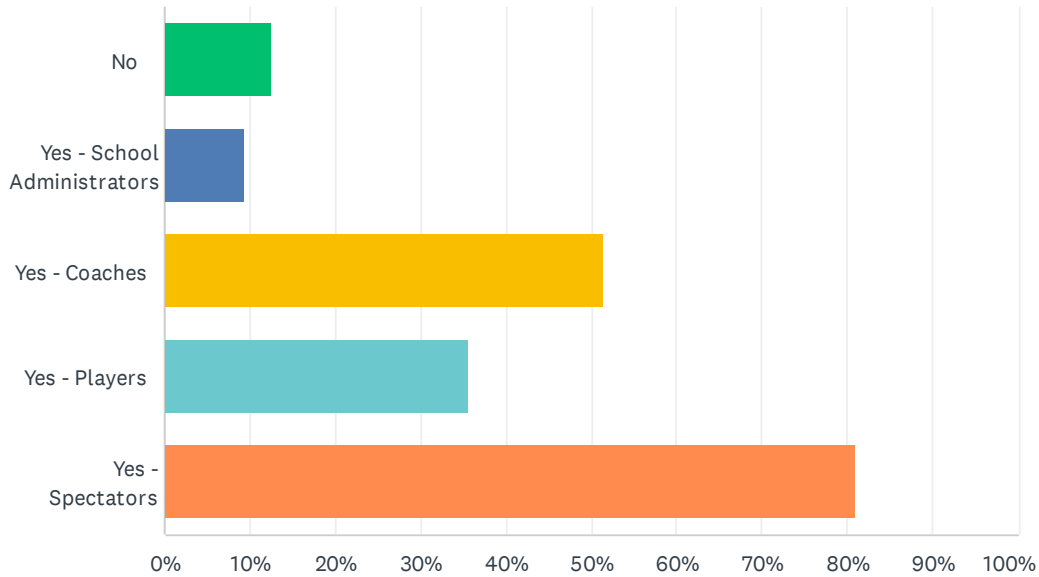
Answered: 1,087 Skipped: 5



ANSWER CHOICES	RESPONSES	
Additional income	57.87%	629
Give back to the game	76.36%	830
Other (please specify)	35.69%	388
Total Respondents: 1,087		

**Q14 In your opinion, is there a problem with poor sportsmanship? If yes, who causes the most problems with Sportsmanship? Check all that apply.**

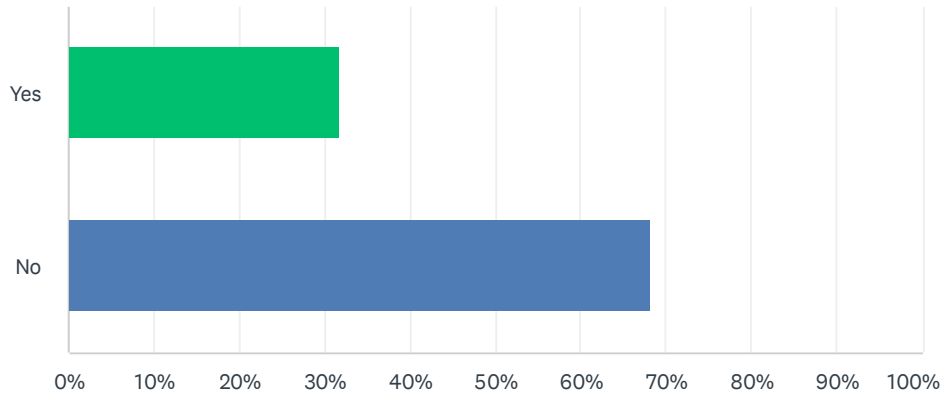
Answered: 1,087 Skipped: 5



ANSWER CHOICES	RESPONSES	
No	12.51%	136
Yes - School Administrators	9.38%	102
Yes - Coaches	51.43%	559
Yes - Players	35.60%	387
Yes - Spectators	81.05%	881
Total Respondents: 1,087		

### Q15 Are there schools that you will not go officiate due to poor sportsmanship?

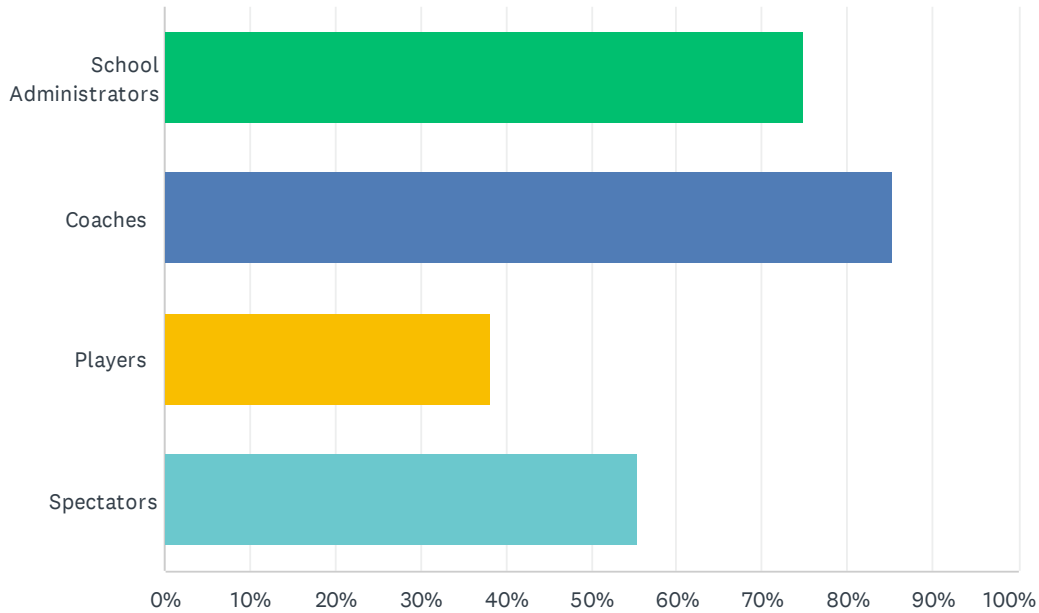
Answered: 1,087 Skipped: 5



ANSWER CHOICES	RESPONSES	
Yes	31.83%	346
No	68.17%	741
TOTAL		1,087

### Q16 Who is the most responsible for improving sportsmanship? Check all that apply.

Answered: 1,088 Skipped: 4

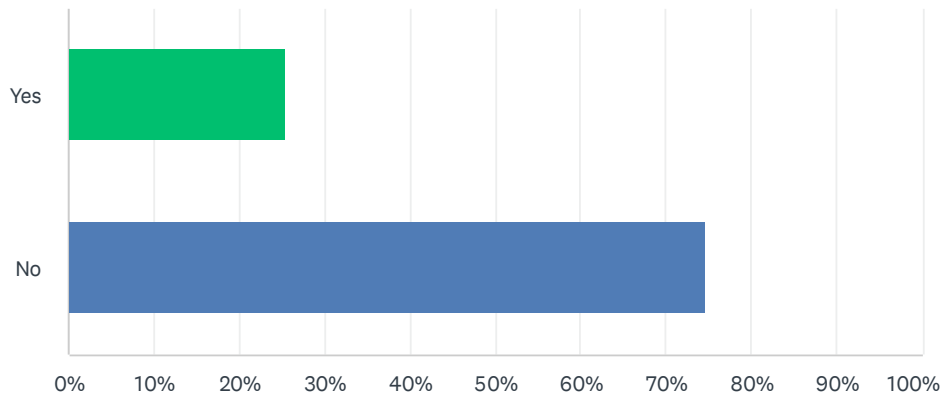


ANSWER CHOICES	RESPONSES	
School Administrators	74.82%	814
Coaches	85.29%	928
Players	38.14%	415
Spectators	55.51%	604
Total Respondents: 1,088		



### Q17 Do you / have you ever criticized or heckled other officials?

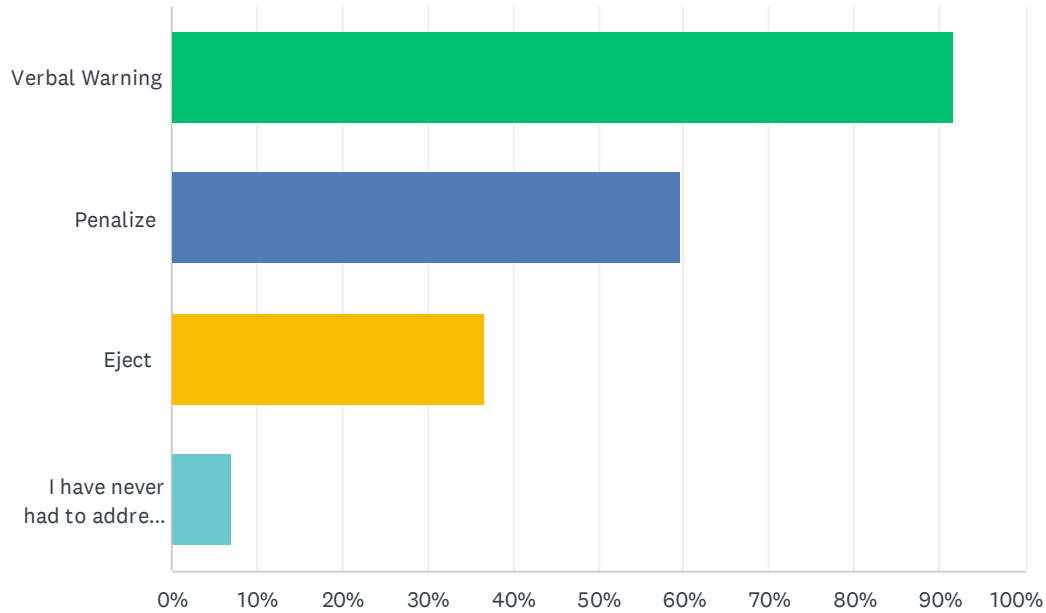
Answered: 1,083 Skipped: 9



ANSWER CHOICES	RESPONSES	
Yes	25.39%	275
No	74.61%	808
TOTAL		1,083

### Q18 While officiating, which of the following have you used to address poor sportsmanship? Check all that apply.

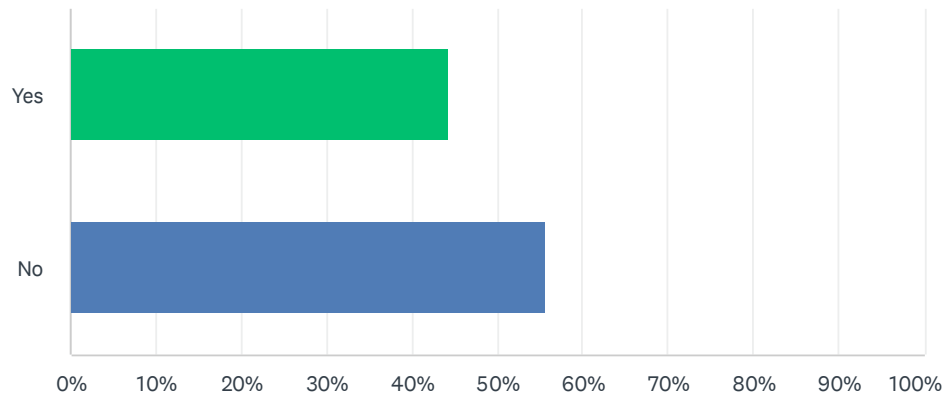
Answered: 1,086 Skipped: 6



ANSWER CHOICES	RESPONSES	
Verbal Warning	91.71%	996
Penalize	59.67%	648
Eject	36.74%	399
I have never had to address poor sportsmanship	7.09%	77
Total Respondents: 1,086		

### Q19 Have you ever ejected a player?

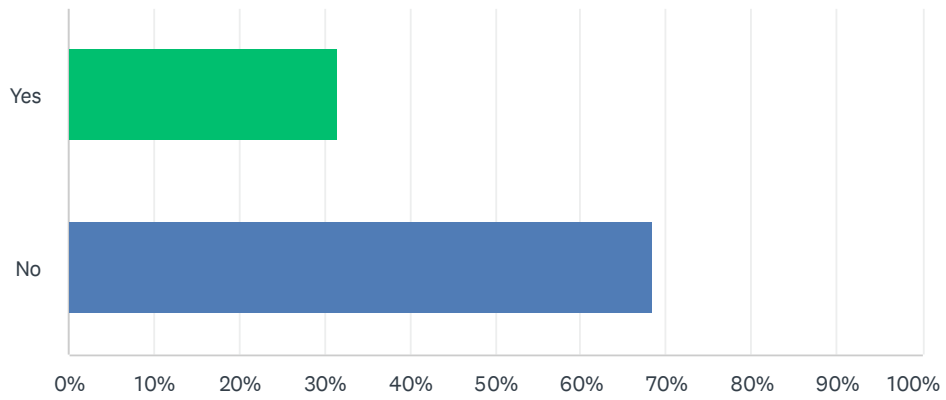
Answered: 1,085 Skipped: 7



ANSWER CHOICES	RESPONSES	
Yes	44.33%	481
No	55.67%	604
TOTAL		1,085

### Q20 Have you ever ejected a coach?

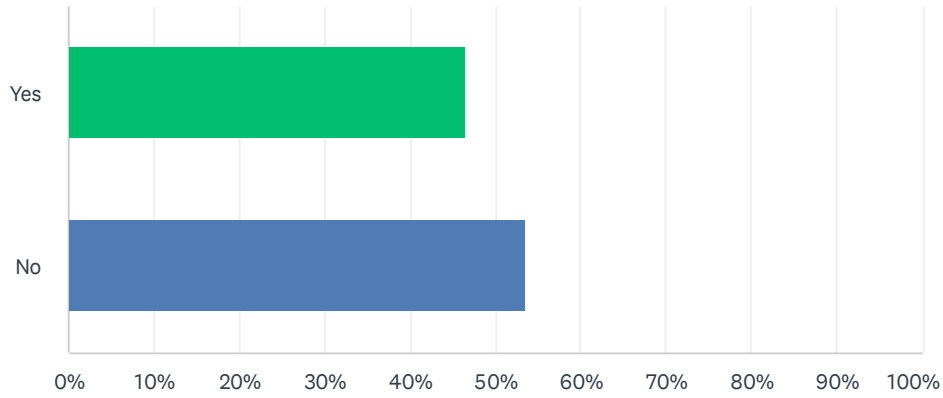
Answered: 1,087 Skipped: 5



ANSWER CHOICES	RESPONSES	
Yes	31.65%	344
No	68.35%	743
TOTAL		1,087

## Q21 Have you ever removed or requested that a spectator be removed for poor sportsmanship / behavior?

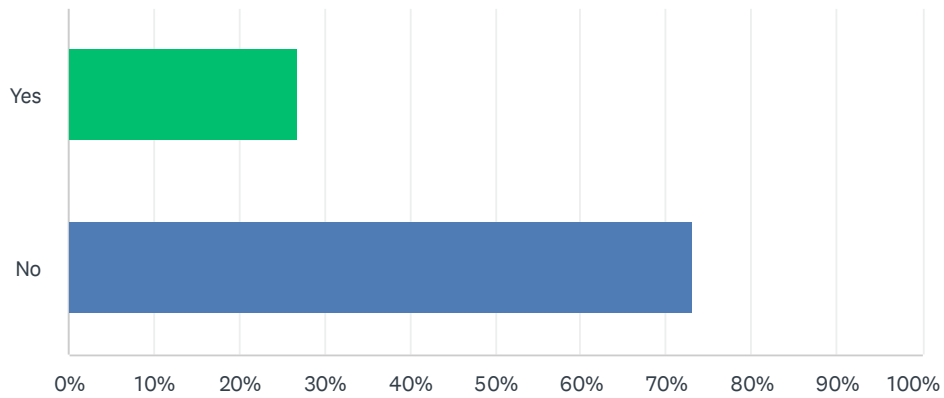
Answered: 1,087 Skipped: 5



ANSWER CHOICES	RESPONSES	
Yes	46.46%	505
No	53.54%	582
TOTAL		1,087

## Q22 Have you ever had to break up a fight during a contest?

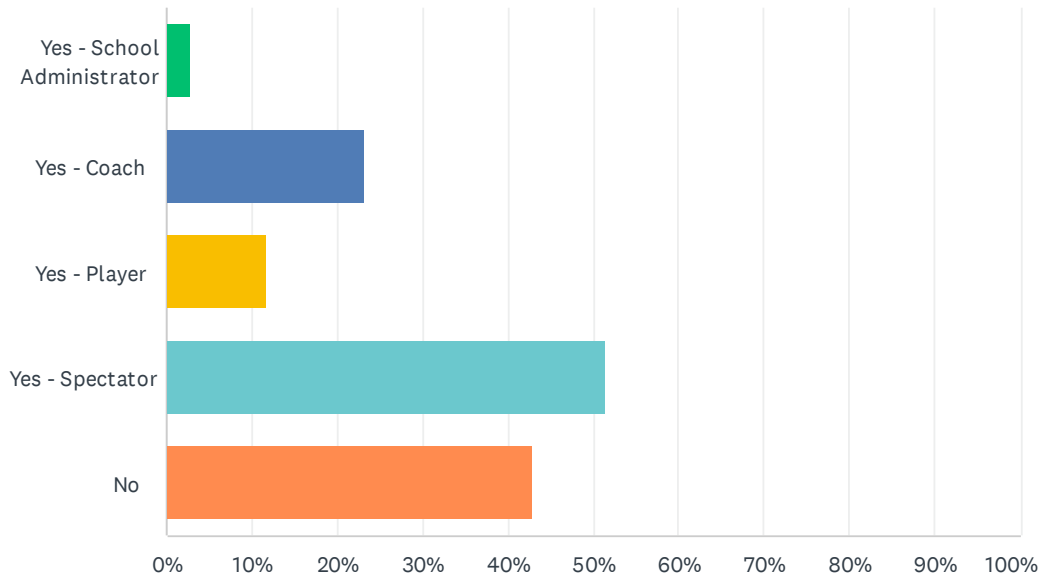
Answered: 1,088 Skipped: 4



ANSWER CHOICES	RESPONSES	
Yes	26.93%	293
No	73.07%	795
TOTAL		1,088

### Q23 Have you ever been verbally or physically assaulted / threatened before, during, or after a contest by any of the people listed below? Check all that apply.

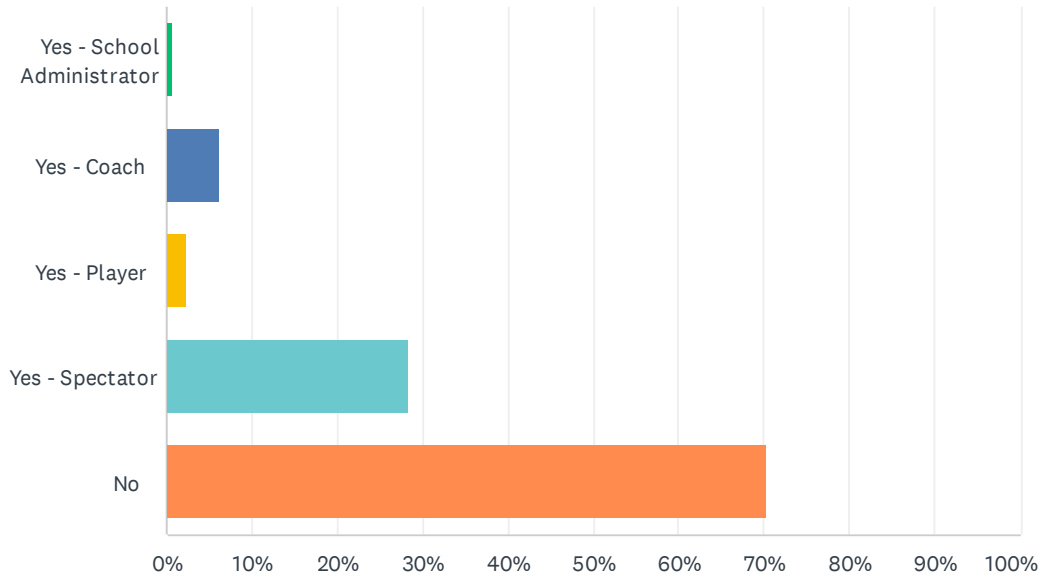
Answered: 1,089 Skipped: 3



ANSWER CHOICES	RESPONSES	
Yes - School Administrator	2.85%	31
Yes - Coach	23.23%	253
Yes - Player	11.75%	128
Yes - Spectator	51.42%	560
No	42.79%	466
Total Respondents: 1,089		

### Q24 Have you ever felt unsafe or feared for your safety due to the behavior of any of people listed below? Check all that apply.

Answered: 1,087 Skipped: 5

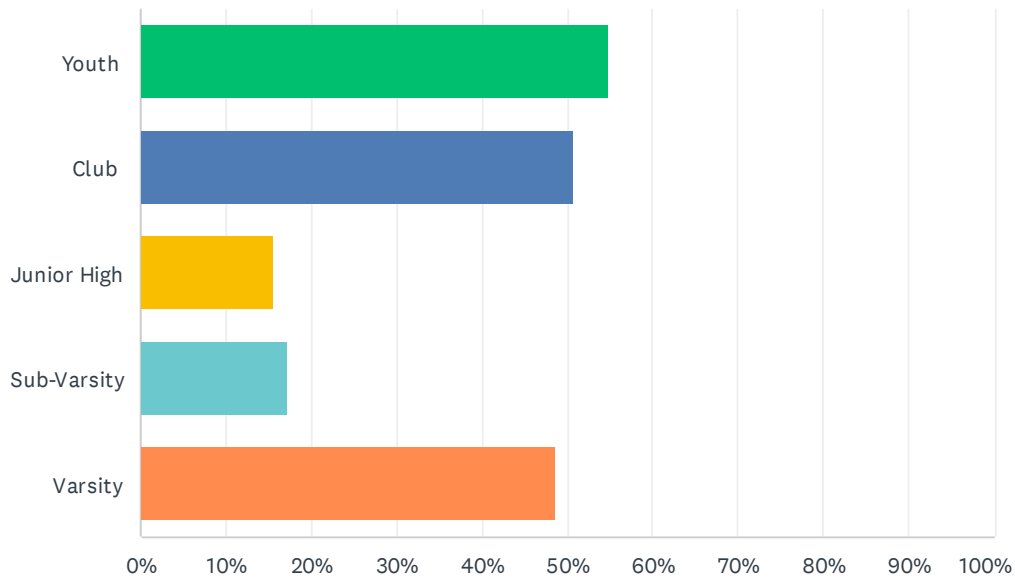


ANSWER CHOICES	RESPONSES	
Yes - School Administrator	0.74%	8
Yes - Coach	6.16%	67
Yes - Player	2.39%	26
Yes - Spectator	28.33%	308
No	70.38%	765
Total Respondents: 1,087		



### Q25 At what level is sportsmanship the worst? Check all that apply.

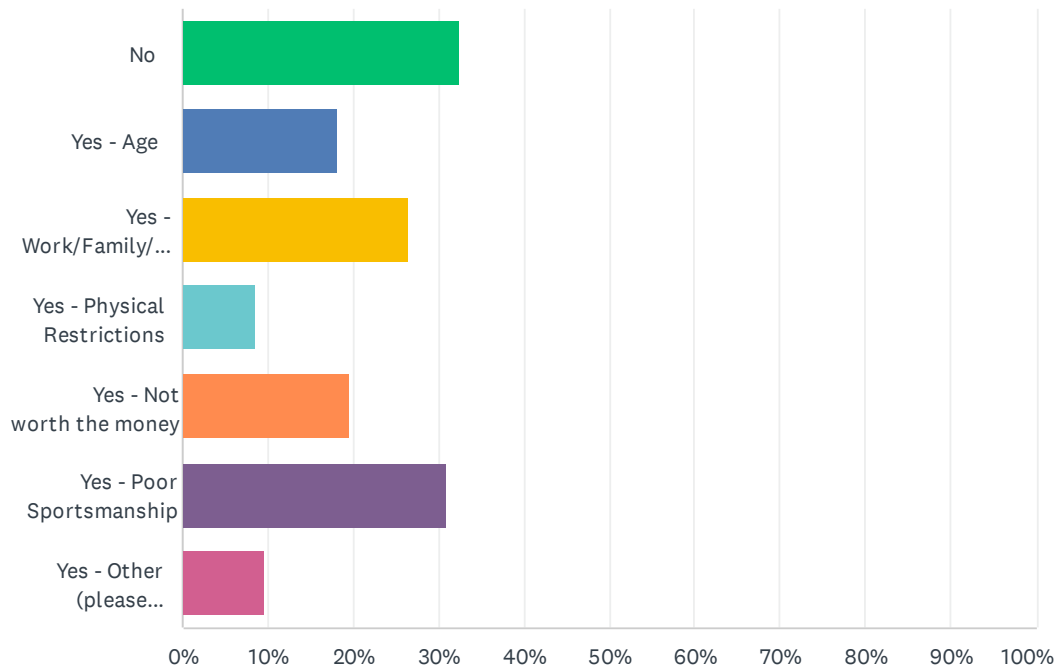
Answered: 1,075 Skipped: 17



ANSWER CHOICES	RESPONSES	
Youth	54.79%	589
Club	50.70%	545
Junior High	15.53%	167
Sub-Varsity	17.30%	186
Varsity	48.65%	523
Total Respondents: 1,075		

## Q26 Have you ever considered no longer officiating? If yes, why?

Answered: 1,089 Skipped: 3



ANSWER CHOICES	RESPONSES	
No	32.32%	352
Yes - Age	18.18%	198
Yes - Work/Family/Other Commitments	26.54%	289
Yes - Physical Restrictions	8.45%	92
Yes - Not worth the money	19.65%	214
Yes - Poor Sportsmanship	30.85%	336
Yes - Other (please specify)	9.64%	105
Total Respondents: 1,089		