

2024  NSAA STATE CHAMPIONSHIPS

BASEBALL




Hello Fans!

My name is Tristen Boehle. I am a junior at Malcolm High School, and I serve on the NSAA Student Advisory Committee. At Malcolm, I participate in football, boys basketball, unified bowling, baseball, student council, FBLA, choir, AXIS youth group, and am in the National Honor Society and Circle of Friends. I love participating in activities because it allows me to be a part of something that is truly bigger than myself, and allows me the opportunity to give something back to the community that supports me. Through my time participating in these activities, I have met lots of people, made bonds and created relationships that have forever changed my life for the better.

While you are attending today's event, or any other high school contest or production, please remember that we need these refs, officials and judges so that we can continue to participate in the activities that so many of us student-competitors love to be involved in. Please remember to show great respect to these men and women and thank them for their assistance as you cheer on your favorite competitors while continuing to promote good sportsmanship.

Enjoy the remainder of the NSAA State Championship and remember to Respect the Ref and Respect the Judge!



BASEBALL

NSAA STATE CHAMPIONSHIPS
MAY 10-11, 13-17, 2024
OMAHA

Session 1				
Date	Class	Game	Time	Location
May 10th	A	Game 1	9:00am	Werner Park
May 10th	A	Game 2	11:30am	Werner Park
May 10th	A	Game 3	9:00am	Tal Anderson Field
May 10th	A	Game 4	11:30am	Tal Anderson Field
Session 2				
Date	Class	Game	Time	Location
May 11th	B	Game 1	9:00am	Werner Park
May 11th	B	Game 2	11:30am	Werner Park
May 11th	B	Game 3	9:00am	Tal Anderson Field
May 11th	B	Game 4	11:30am	Tal Anderson Field
May 11th	C	Game 1	10:00am	Frerichs Field
May 11th	C	Game 2	12:30pm	Frerichs Field
Session 3				
Date	Class	Game	Time	Location
May 11th	C	Game 3	4:00pm	Frerichs Field
May 11th	C	Game 4	6:30pm	Frerichs Field
Session 4				
Date	Class	Game	Time	Location
May 13th	A	Game 5	10:00am	Werner Park
May 13th	A	Game 6	12:30pm	Werner Park
May 13th	B	Game 5	10:00am	Fricke Field
May 13th	B	Game 6	12:30pm	Fricke Field
May 13th	C	Game 5	10:00am	Tal Anderson Field
May 13th	C	Game 6	12:30pm	Tal Anderson Field
Session 5				
Date	Class	Game	Time	Location
May 13th	A	Game 7	4:00pm	Werner Park
May 13th	A	Game 8	6:30pm	Werner Park
May 13th	B	Game 7	4:00pm	Fricke Field
May 13th	B	Game 8	6:30pm	Fricke Field
May 13th	C	Game 7	4:00pm	Tal Anderson Field
May 13th	C	Game 8	6:30pm	Tal Anderson Field

Session 6				
Date	Class	Game	Time	Location
May 14th	B	Game 9	10:00am	Tal Anderson Field
May 14th	B	Game 10	12:30pm	Tal Anderson Field
Session 7				
Date	Class	Game	Time	Location
May 14th	A	Game 9	4:00pm	Tal Anderson Field
May 14th	A	Game 10	6:30pm	Tal Anderson Field
May 14th	C	Game 9	4:00pm	Papillion-LaVista South
May 14th	C	Game 10	6:30pm	Papillion-LaVista South
Session 8				
Date	Class	Game	Time	Location
May 15th	A	Game 11	10:00am	Werner Park
May 15th	A	Game 12*	To Follow	Werner Park
May 15th	B	Game 11	10:00am	Tal Anderson Field
May 15th	B	Game 12*	To Follow	Tal Anderson Field
May 15th	C	Game 11	10:00am	Fricke Field
May 15th	C	Game 12*	To Follow	Fricke Field
Session 9				
Date	Class	Game	Time	Location
May 15th	A	Game 13	4:00pm	Werner Park
May 15th	A	Game 14*	To Follow	Werner Park
May 15th	B	Game 13	4:00pm	Tal Anderson Field
May 15th	B	Game 14*	To Follow	Tal Anderson Field
May 15th	C	Game 13	4:00pm	Fricke Field
May 15th	C	Game 14*	To Follow	Fricke Field
Session 10				
Date	Class	Game	Time	Location
May 17th	C	Game 15	12:00pm	Werner Park
May 17th	B	Game 15	3:30pm	Werner Park
May 17th	A	Game 15	7:00pm	Werner Park

*denotes "If Necessary" Game

NSAA Executive Director

Jennifer Schwartz

NSAA Site Directors

Colton Wierzbicki, NSAA
Assistant Director
Jeff Johnson, NSAA
Associate Director
Jeff Stauss, NSAA
Assistant Director
Taryn Retzlaff, NSAA
Assistant Director

Facility Directors

Anthony Goetz, Werner Park
Jeremy Van Ackeren, Werner Park, Papillion-LaVista South
Bubba Penas, Werner Park, Papillion-LaVista South
Ethan Anderson, Tal Anderson Field
Sara Fjell, Frerichs Field
Ray Goldal, Frerichs Field
Jason Ryan, Fricke Field
Jeff Govier, Werner Park, Fricke Field

Supervisor of Officials

Jeff Graver
Tim Hahn
Jason Harstick
Sean Johnston
Matt Ossenfort

National Anthem Singers

Class A: Omaha Westside: Theresa Bochnicek, Greta Mann and Aiden Meyerson
Class B: Columbus: Nathaniel Navarrete, Aidan Ballentine, Duncan Rosno, Kenneth Fuentes-Quelex, Kasha Iwan, Brenna Wemhoff, Brittney Munoz and Emily Niles
Class C: Norah Armstrong and Olivia Hanson, Wayne

Doctors

Sarah Anderson, PA-C
Jonathan Buzzell, MD
Andy Dibelka, PA-C
Brian Fontana, PA-C
Mitch Muhs, PA-C
Eric Samuelson, MD
Matt Smoyer, PA-C
Jeremy Vanicek, PA-C

NSATA Athletic Trainers

Cassidy Brannon
Deena Curtis
Becky Docter
Michelle Holt
Marcus Hurrington
Danielle Kleber
Tyler Kohmetscher
Jeremey Langer
Axel Moncada
Bryant Pasho
Emma Petersen
Emily Reed
Whitney Vessar
Sam Wilkins

2024 NSAA Baseball Championship Umpires

Curtis Carlson
Brandon Dinslage
Gary Eikmeier
Chris Franck
Chris Gianunzio
Neil Hammond
Tod Heier
Tim Higgins
Matt Kienow
Ryan Lewis
Zach Lutz
Ray Manske
Kevin Mar
Tucker McHugh
Eric McMurray
Chad Metzger
Bob Michl
Brandon Moore
Dustin Moore
Jimmy Motz
Chris Simon
Tony Smith
Steve Spieker
Troy Test
Matt Torres
Beau Viergutz
Nate Williams

Cover photos courtesy of Callam Sports Photography.

NSAA State Baseball

Ceremonial First Pitchers

Johnny Dorn

A graduate of Grand Island High School, Dorn was one of the state's premier players.



He was the Nebraska Gatorade Player of the Year as a senior when he went 9-1 on the mound with a 1.15 ERA while batting .480 and helping the 26-6 Islanders reach the state tournament. During an American Legion game, he belted three grand slams in a doubleheader and was featured in Sports Illustrated's Faces in the Crowd. He also lettered three times in basketball, helping Grand Island win the Class A title in 2002. Dorn went on to play baseball for Nebraska, where he went 12-2 as a freshman. He posted a super-regional win over Miami in 2005 as the Huskers made their third trip to the College World Series. He went 25-9 in his final three seasons at NU and finished his career 37-11.

Jeff Leise

Leise was a first-team All-Nebraska selection as an outfielder in his final two seasons at Omaha Creighton Prep.



He went on to play for Nebraska in 2000 as a freshman when the Huskers went 51-17 while reaching the Super Regional. Leise batted .380 as a sophomore while helping Nebraska earn its first College World Series berth. He was named a first-team All-American by the American Baseball Coaches Association the following year when he batted .371 to help the Huskers reach the CWS for the second straight time. He was chosen in the seventh round of the 2002 MLB draft but turned down a six-figure offer to return to NU, where he batted .325 as a senior. A three-year starter in center field, Leise had a career .346 average for NU while helping the Huskers win 195 games.

Brian Duensing

A graduate of Millard South High School, Duensing batted .429 his senior year.



His combined pitching record in two seasons of American Legion play was 16-3 with 141 strikeouts, and in his final season of Legion ball he had a 0.74 ERA and a .522 batting average. Playing for Nebraska, he went 6-2 as a freshman while helping the Huskers reach the 2002 College World Series. After suffering an elbow injury and later having Tommy John surgery, he bounced back in 2005 with an 8-0 record and a 2.60 ERA to help NU reach the CWS once again. He pitched for Team USA in the Baseball World Cup in 2007 and the Beijing Olympics in 2008. Duensing spent 10 seasons in the majors while playing for Minnesota (2009-2015), Baltimore (2016) and the Chicago Cubs (2017-18).

**Bios written by Omaha World Herald sportswriter Mike Patterson*

RELIVE ALL OF THE EXCITING
CHAMPIONSHIP ACTION

2024 NSAA STATE BASEBALL

with YOUR OWN DVD copy!

\$19⁹⁵

PLUS TAX, SHIPPING
& HANDLING

call 1-800-868-1868

visit NebraskaPublicMedia.org



WATCH HIGH
SCHOOL SPORTS

LIVE ON THE NFHS NETWORK.



Stream **LIVE**
or **ON DEMAND**
from any device.

WWW.NFHSNETWORK.COM
SUBSCRIBE | FOLLOW | WATCH



Desktop



Mobile



Tablet

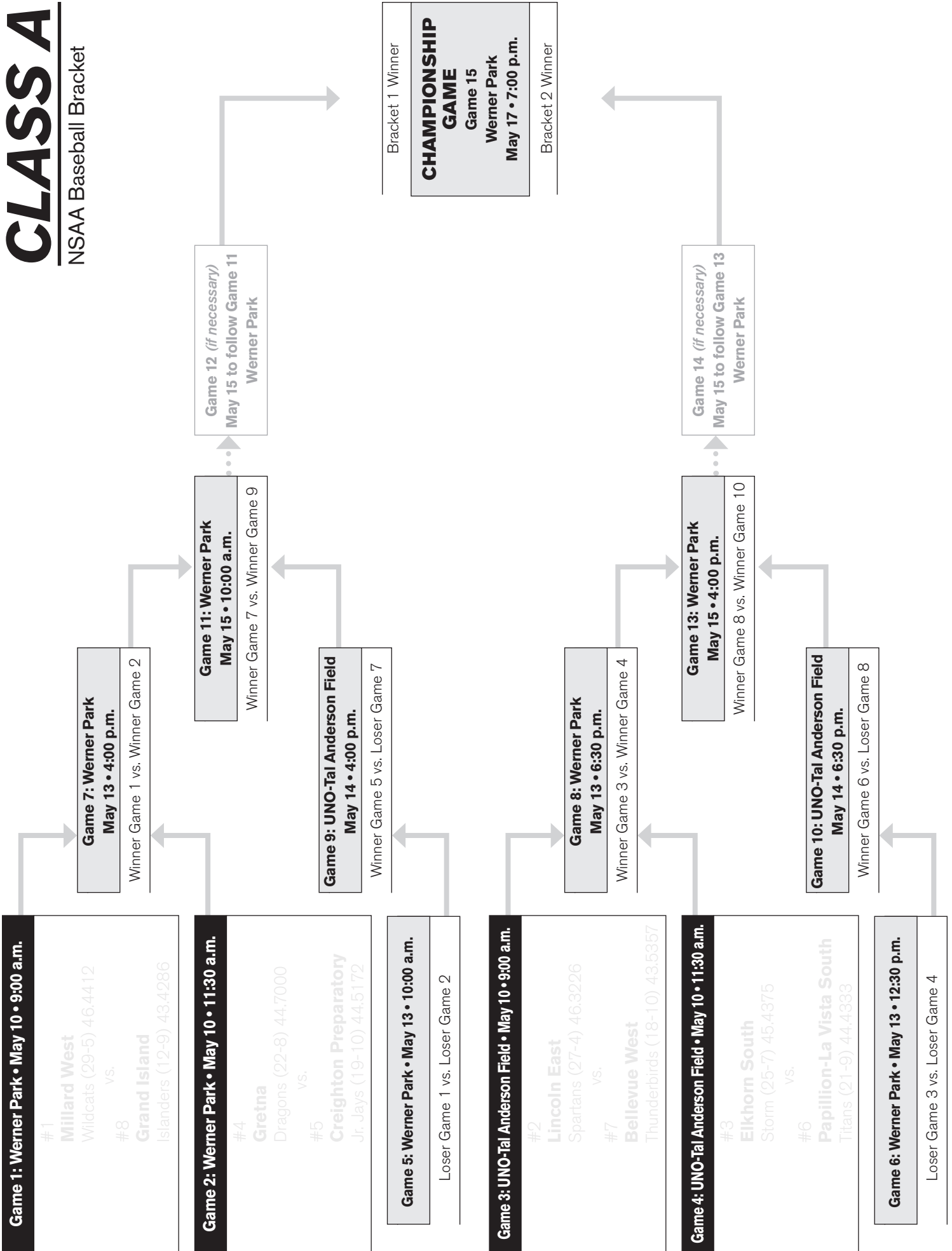


Connected Apps




CLASS A

NSAA Baseball Bracket



2023 CHAMPIONS



Class A - Lincoln East



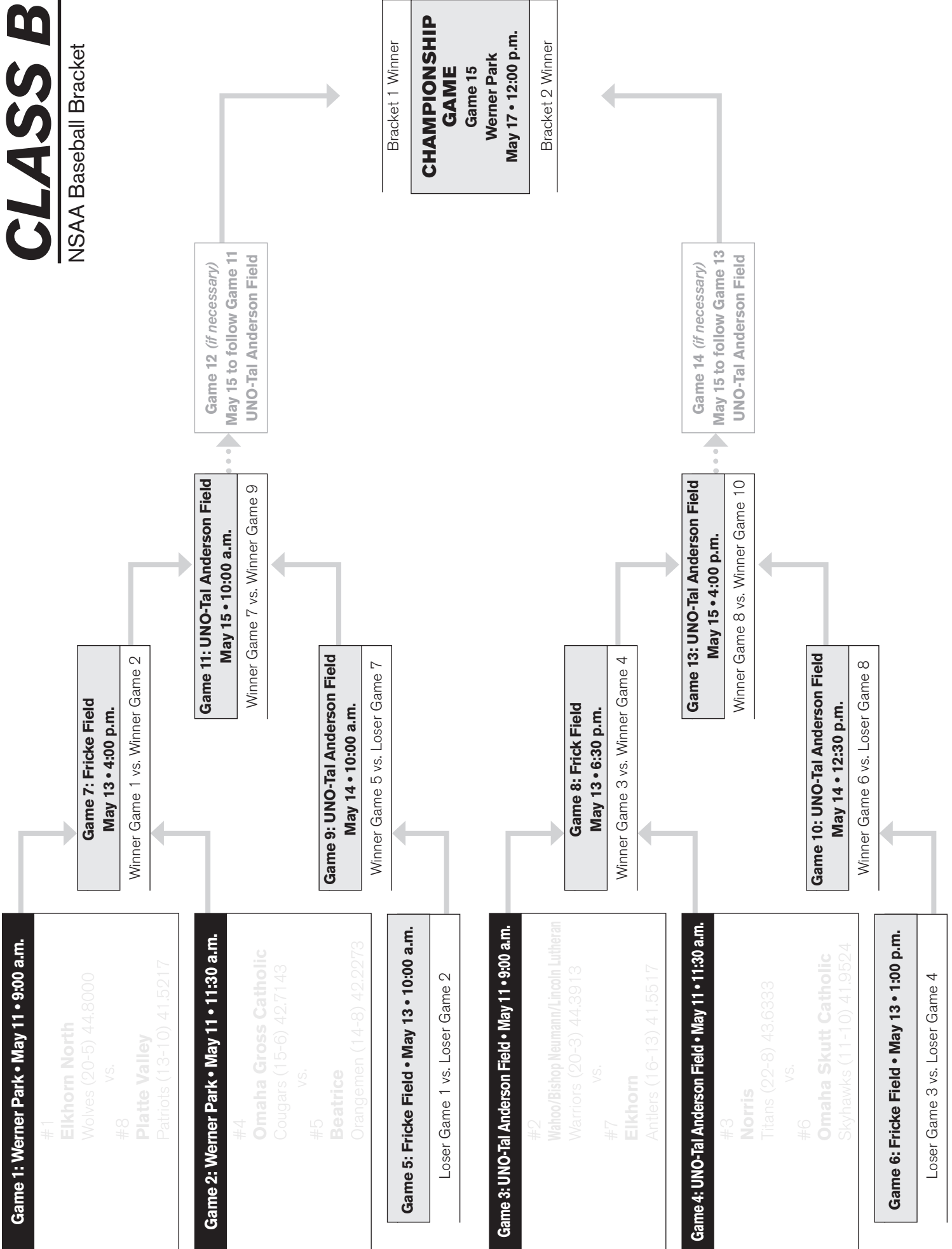
Class B - Elkhorn North



Class C - Malcolm

CLASS B

NSAA Baseball Bracket





BOOK A GROUP OUTING AND RECEIVE:




- DISCOUNTED TICKETS
- IN-GAME RECOGNITION
- DEDICATED GROUP ACCOUNT EXEC
- SECOND CHANGE GAME PROGRAM
- GUARANTEED SEATING TOGETHER
- VIP GROUP LEADER EVENT

SCAN THE QR CODE FOR MORE INFO OR CALL

402-738-5105

We Want You **N** the University of Nebraska's Starting Lineup.



Join Team Nebraska and let us help you be your best.

Ready to chase your dreams?
Email admissions@nebraska.edu

UNIVERSITY OF
Nebraska

CAN'T SPELL
OMAHA
WITHOUT THE



OMAHA ATHLETICS

FOR TICKET INFORMATION:

OMAVS.COM/TIX
402.554.MAVS

FOR GAME AND SCHEDULE INFORMATION:

OMAVS.COM

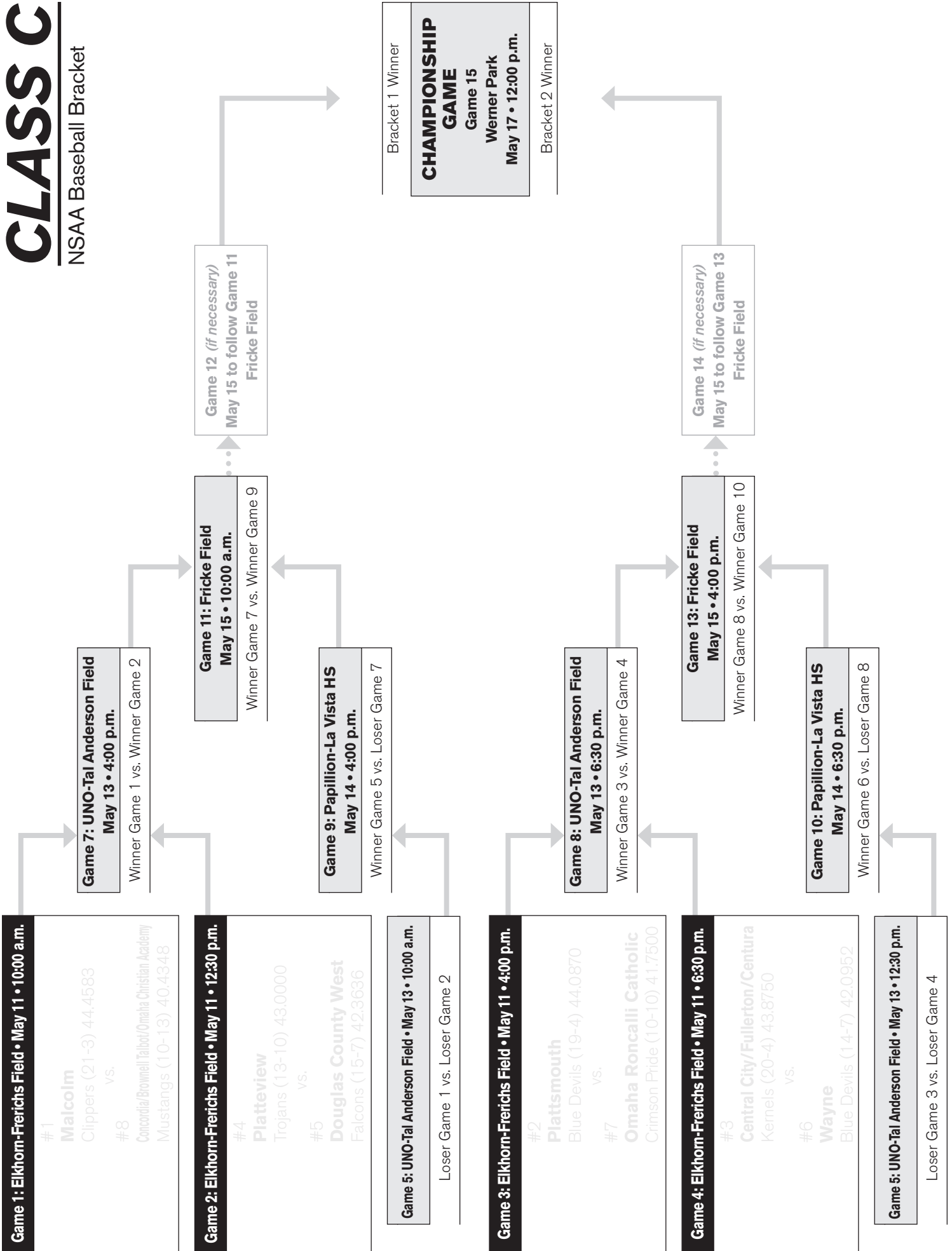
FOLLOW US!

@OMAVS   

#GOMAVS

CLASS C

NSAA Baseball Bracket



INDIVIDUAL CATEGORIES

HITTING RECORDS:

Batting Average, Career: .513, Dylan Phillips, Creighton Prep, 2015-18

Class A: .513, Dylan Phillips, Creighton Prep, 2015-18
Class B: .449, Michael Helman, Lincoln Pius X, 2012-15

Batting Average, Season: .621, Jason Shockey, Ralston, 1999

Class A: .621, Jason Shockey, Ralston, 1999
Class A: .615, Sean Munger, Omaha Northwest, 1997;
Class A: .613, Rob DeBoer, Omaha Burke, 1990
Class B: .556, Kamen Mahoney, Omaha Concordia, 2016

Hits, Career: 163, Drew Smith, Elkhorn (2013-16)

Class A: 158, Jake Dugger, Millard West, 2000-03
Class B: 163, Drew Smith, Elkhorn (2013-16)

Hits, Season: 59, Nick Leaders, Millard West, 2002; Brett Bass, Millard West, 2009; Tyler Lane, Papio South, 2011

Class A: 59, Nick Leaders, Millard West, 2002; Brett Bass, Millard West, 2009; Tyler Lane, Papio South, 2011
Class B: 58, Drew Smith, Elkhorn, 2016

Hits, Game: 6, Sloan Pelican, Nebraska City vs. Blair, 2023

Class A: 5, Wyatt Divis, Lincoln Northeast vs. Seward, 2016;
Dakota Thomas, Lincoln Northeast vs. Papillion-La Vista South, 2021
Class B: 5, Zach Tesarek, Nebraska City vs. Seward, 2022

Home Runs, Career: 26, Kale Fountain, Norris, 2021-present

Class A: 24, Cole Stobbe, Millard West, 2013-16
Class B: 26, Kale Fountain, Norris, 2021-present

Home Runs, Season: 17, Aaron Beil, Omaha Bryan, 2009

Class A: 17, Aaron Beil, Omaha Bryan, 2009
Class B: 11, Kale Fountain, Norris, 2002

Home Runs, Game: 3, Brent Harris, Omaha North vs. Omaha Creighton Prep, 1976; Ron Siwa, Omaha Roncalli vs. Gross, 1982; Mike Stick, Omaha Burke vs. Omaha North, 1989; Tommy Mickells, Omaha Gross vs. Valley, 2003; Maison Burnley, Norris vs. Nebraska City, 2016; Spencer Lear, Millard West vs. Lincoln NE, 2016; Hayden Lewis, Platte Valley, 2021; Adam DeBoer, Beatrice, 2021

Class A: 3, Brent Harris, Omaha North vs. Omaha Creighton Prep, 1976 (@ Districts); Ron Siwa, Omaha Roncalli vs. Gross, 1982; Mike Stick, Omaha Burke vs. Omaha North, 1989; Tommy Mickells, Omaha Gross vs. Valley, 2003; Spencer Lear, Millard West vs. Lincoln Northeast, 2016 (@ State)

Class B: 3, Maison Burnley, Norris vs. Nebraska City, 2016;

Hayden Lewis, Platte Valley, 2021; Adam DeBoer, Beatrice, 2021

Triples, Career: 25, Jake Dugger, Millard West, 2000-03

Class A: 25, Jake Dugger, Millard West, 2000-03
Class B: 17, Austin Schultz, Norris, 2015-18

Triples, Season: 12, Jake Dugger, Millard West, 2003

Class A: 12, Jake Dugger, Millard West, 2003
Class B: 10, Austin Schultz, Norris, 2015-18

Triples, Game: 3, Morris “Mojo” Hagge, Omaha Skutt vs. Gretna, 2016

Class A: A.J. Evasco, Lincoln East vs. Millard North, 2022
Class B: Morris “Mojo” Hagge, Omaha Skutt vs. Gretna, 2016 (@State)

Doubles, Career: 42, Cole Stobbe, Millard West, 2013-16

Class A: 42, Cole Stobbe, Millard West, 2013-16
Class B: 38, Drew Smith, Elkhorn, 2013-16

Doubles, Season: 21, Elliot Peterson, Creighton Prep, 2022

Class A: 21, Elliot Peterson, Creighton Prep, 2022
Class B: 19, Joe Osborn, Norris, 2019

Doubles, Game:

Class A:
Class B: 3, Connor Capece, Omaha Gross Catholic, 2022

RBIs, Career: 136, Jakson Reetz, Norris, 2011-14

Class A: 129, Daniel Bruce, Millard West, 1999-2001
Class B: 136, Jakson Reetz, Norris, 2011-14

RBIs, Season: 57, Ryan Wehrle, Papillion-La Vista, 2002

Class A: 57, Ryan Wehrle, Papillion-La Vista, 2002
Class B: 49, Cade Argo, Norris, 2018

RBIs, Game: 10, Tommy Mickells, Omaha Gross vs. Valley, 2003 (Grand Slam, two 3-run HRs)

Class A: 10, Tommy Mickells, Omaha Gross vs. Valley, 2003
Class B: 9, Adam DeBoer, Beatrice, 2021

Runs, Career: 166, Jake Dugger, Millard West, 2000-03

Class A: 166, Jake Dugger, Millard West, 2000-03
Class B: 134, Jakson Reetz, Norris, 2011-14; Austin Schultz, Norris, 2015-18

Runs, Season: 58, Sam Ryberg, Creighton Prep, 2022

Class A: 58, Sam Ryberg, Creighton Prep, 2022
Class B: 57, Kale Consbruck, Norris, 2021

Stolen Bases, Career: 80, Austin Schultz, Norris, 2015-18

Class A: 60, Billy Ryan, Lincoln Pius X, 1988-91; Brett Bass, Millard West, 2008-10
Class B: 80, Austin Schultz, Norris, 2015-18

Stolen Bases, Season: 44, Kale Consbruck, Norris, 2021

NSAA Baseball All-Time Records

Class A: 38, Tyler Lane, Papio South, 2011

Class B: 44, Kale Consbruck, Norris, 2021

PITCHING RECORDS:

Wins, Career: 27 Gregg Olson, Omaha Northwest, 1982-85; Logan Ehlers, Nebraska City, 2007-10

Class A: 27 Gregg Olson, Omaha Northwest, 1982-85 (no losses)

Class B: 27, Logan Ehlers, Nebraska City, 2007-10

Wins, Season: 13-0, Leland Schlake, Adams, 1953 (Class C)

Class A: 11, Gregg Olson, Omaha Northwest, 1985;

Nick Leaders, Millard West, 2002

Class B: 11, Kale Jensen, Central City/Fullerton/Centura, 2021

Consecutive Wins: 27-0, Gregg Olson, Omaha Northwest, 1982-85

Class A: 27, Gregg Olson, Omaha Northwest, 1982-85

Class B: 12, Kale Jensen, Central City/Fullerton/Centura, 2019-21

Strikeouts, Career: 525, Logan Ehlers, Nebraska City, 2007-10

Class A: 298, Kyle Bakker, Millard West, 1997-2000

Class B: 525, Logan Ehlers, Nebraska City, 2007-10

Strikeouts, Season: 186 (78 inn.), Logan Ehlers, Nebraska City, 2010

Class A: 130 (64 inn.), Gregg Olson, Omaha Northwest, 1985

Class B: 186 (78 inn.), Logan Ehlers, Nebraska City, 2010

Strikeouts, 9-Inning Game: 27, Lad Nemecek, Omaha South vs. Omaha Central, 1960

Strikeouts, 7-Inning Game: 21, Logan Ehlers, Nebraska City vs. Crete, 2009

Class A: 19, Scott Trueman, Bellevue East vs. Omaha North, 1987;

Jeff VanEvery, Omaha Benson, 1993

Class B: 21, Logan Ehlers, Nebraska City vs. Crete, 2009 (4-0, faced 22 batters in no-hitter; one out on line drive)

Shutouts, Season: 5, Leland Schlake, Adams, 1953 (Class C); Jim Jacobsen, Omaha Creighton Prep, 1969

Class A: 5, Jim Jacobsen, Omaha Creighton Prep, 1969

Class B:

Consecutive Shutout Games: 4, Jim Jacobsen, Omaha Creighton Prep, 1969

Class A: 4, Jim Jacobsen, Omaha Creighton Prep, 1969

Class B:

Consecutive Shutout Innings: 39, Jim Jacobsen, Omaha Creighton Prep, 1969

Class A: 39, Jim Jacobsen, Omaha Creighton Prep, 1969

Class B:

Saves, Career: 16, Mason Koch, Millard West, 2021-22

Class A: 16, Mason Koch, Millard West, 2021-22

Class B: 12, Jakson Reetz, Norris, 2011-14

Saves, Season: 11, Mason Koch, Millard West, 2022

Class A: 11, Mason Koch, Millard West, 2022

Class B: 7, Kale Fountain, Norris, 2022

ERA, Career: 0.54, Logan Ehlers, Nebraska City, 2007-10

Class A: 0.76, Gregg Olson, Omaha Northwest, 1982-85

Class B: 0.54, Logan Ehlers, Nebraska City, 2007-10

ERA, Season: 0.00, Jim Jacobsen, Omaha Creighton Prep, 1969; Jakson Reetz, Norris, 2013

Class A: 0.00, Jim Jacobsen, Omaha Creighton Prep, 1969

Class B: 0.00, Jakson Reetz, Norris, 2013

Class B: 0.20, Logan Ehlers, Nebraska City, 2009

Complete Games, Career: 28, Logan Ehlers, Nebraska City, 2007-10

Class A:

Class B: 28, Logan Ehlers, Nebraska City, 2007-10

Perfect Game, 7 Innings:

Class A:

Class B: Logan Ehlers, Nebraska City vs. Lincoln Pius X (1-0), 2009;
Chase Smith, Elkhorn vs. Elkhorn North (5-0) 2021

Perfect Game, 5 Innings:

Class A: Roger Bottorff, Lincoln High vs. Curtis (16-0);

Brandon Dahl, Millard North vs. Omaha Benson;

Paul Hansen, Columbus vs. Omaha Roncalli (10-0), 2007

Class B: Bryson Schultz, Norris vs. Adams Central, 2021

No-Hitters, Career: 5, Gregg Olson, Omaha Northwest, 1982-85; Logan Ehlers, Nebraska City 2007-10

Class A: 5, Gregg Olson, Omaha Northwest, 1982-85

Class B: 5, Logan Ehlers, Nebraska City 2007-10

No-Hitters, Season: 5, Logan Ehlers, Nebraska City, 2009

Class A:

Class B: 5, Logan Ehlers, Nebraska City, 2009

Longest No-Hitter: 9 innings, Jim Jacobson, Omaha Creighton Prep vs. Omaha Burke, 1969

State Championship Game No-Hitters:

Gregg Olson, Omaha Northwest vs. Millard South, 1985 (18 Strikeouts);

Matt Waldron, Omaha Westside vs. Millard South, 2015 (12 Strikeouts)

NSAA Baseball All-Time Records

TEAM RECORDS

Longest Winning Streak: 53, Omaha Northwest, 1982-85

**Most Wins in a Season: 35, Millard North, 2005;
Omaha Westside, 2014**

Class A: 35, Millard North, 2005; Omaha Westside, 2014
Class B: 28, Elkhorn, 2016

Most Runs, Season: 367, Millard West, 2010

Class A: 367 (36 games), Millard West, 2010
Class B: 307, (35 games), Norris, 2021

**Most Runs, Game: 40, Gretna East vs.
Omaha Buena Vista, 2024**

Class A: 35, Papillion-La Vista vs. Omaha Benson, 2018
Class B: 40, Gretna East vs. Omaha Buena Vista, 2024

**Most Runs, Losing Team, Game: 20, Louisville vs.
Fairbury, 2023 (10 inn.)**

**Most Runs Combined, Game: 50, Fairbury vs. Louisville,
2023 (10 inn.)**

Most Runs, Inning: 17, Columbus, 1999

Class A: 17, Columbus, 1999
Class B: 15, Elkhorn vs. Bellevue West, 2018

Average Runs/Game, Season: 10.1, Millard West, 2010

Class A: 10.1, Millard West, 2010
Class B: 9.2, Norris, 2018;
Central City/Fullerton/Centura, 2021 & 2022

Batting Average, Season: .388, Millard North, 2005

Class A: .388, Millard North, 2005
Class B: .362, Norris, 2018

Most Hits, Season: 404, Millard West, 2001

Class A: 404, Millard West, 2001
Class B: 336, Elkhorn, 2016

Most Hits, Game: 27, Omaha Gross vs. Valley, 2003

Class A: 27, Omaha Gross vs. Valley, 2003
Class B: 19, Elkhorn vs. Bellevue West, 2018;
Hastings vs. Twin River, 2021

Most Doubles, Season: 87, Millard West, 2001

Class A: 87, Millard West, 2001
Class B: 66, Elkhorn, 2016

**Most Doubles, Game: 8, Omaha Gross Catholic vs.
Omaha Roncalli Catholic, 2022**

Class A: 5, Lincoln Southwest, 2003 & 2006
Class B: 8, Omaha Gross Catholic vs.
Omaha Roncalli Catholic, 2022

Most Triples, Season: 38, Millard West, 2008

Class A: 38, Millard West, 2008
Class B: 17, Elkhorn, 2018

Most Triples, Game: 5, Lincoln Southwest, 2009

Class A: 5, Lincoln Southwest, 2009
Class B: 3, Crete, 2009

Most Home Runs, Season: 38, Omaha Burke, 2001

Class A: 38, Omaha Burke, 2001
Class B: 28, Norris, 2018

Most Home Runs, Game: 6, Lincoln Southwest, 2009

Class A: 6, Lincoln Southwest, 2009
Class B: 4, Central City/Fullerton/Centura, 2021

Most Stolen Bases, Season: 170, Millard West, 2022

Class A: 170, Millard West, 2022
Class B: 137, Norris, 2021

Most Stolen Bases, Game: 13, Thurston-Cuming County, 2017

Class A: 8, Lincoln Southwest, 2005
Class B: 13, Thurston-Cuming County vs. Norfolk, 2017

Shutouts Pitched, Season: 11, Omaha Westside, 2014

Class A: 11, Omaha Westside, 2014
Class B: 8, Nebraska City, 2009

Consecutive Shutout Innings: 30, Lincoln Northeast, 2017

Class A: 30, Lincoln Northeast, 2017
Class B: 28, Norris, 2022

**Lowest ERA, Season: 1.20, Wahoo/Bishop Neumann/
Lincoln Lutheran, 2018**

Class A: 1.89, Millard West, 2006
Class B: 1.20, Wahoo/Bishop Neumann/Lincoln Lutheran, 2018

No-Hitters, Season: 5, Nebraska City, 2009

Class A: 3, Millard West, 2000 & 2010
Class B: 5, Nebraska City, 2009

Class B Baseball was not conducted from 1982 – 2007.

NSAA Baseball Past Champions

CLASS A

Winner-Take-All Championship Final

Year-Winner, Runner-Up

2023 – Lincoln East (31-4) 3, Millard West (32-7) 2 (10 in.)

Double-Elimination Championship Final(s)

Year-Winner, Runner-Up

2022 – Millard West (31-6) 11, Millard South (26-10) 10
2021 – Millard South (35-5) 3, Millard West (28-13) 1
2020 – **No State Championship Held – COVID-19**
2019 – Millard West (28-5) 2, Millard South (23-10) 1 (11 in.)
2018 – Creighton Preparatory School (26-5) 7, Millard South (29-6) 2
2017 – Creighton Preparatory School (23-12) 12, Omaha Westside (23-15) 5
2016 – Creighton Preparatory School (28-4) 13, Millard West (28-6) 8
2015 – Omaha Westside (33-6) 1, Millard South (29-9) 0
2014 – Omaha Westside (35-3) 7, Creighton Preparatory School (26-9) 3
2013 – Omaha Westside (24-6) 8, Millard South (17-8) 0
2012 – Creighton Preparatory School 14, Lincoln Northeast 4 (6 in.)
Creighton Preparatory School (34-4) 12, Lincoln Northeast (24-12) 2 (6 in.)
2011 – Papillion-La Vista South (31-6) 3, Millard West (28-9) 0
2010 – Papillion-La Vista South (28-6) 3, Creighton Preparatory School (24-12) 1
2009 – Omaha Westside (34-4) 6, Creighton Preparatory School (26-6) 5 (8 in.)
2008 – Millard West 10, Grand Island 3
Grand Island (20-14) 7, Millard West (31-8) 6
2007 – Elkhorn (27-5) 2, Millard West (29-9) 1
2006 – Omaha Westside (21-6) 8, Millard North (23-8) 0
2005 – Millard North (35-0) 10, Omaha Westside (27-10) 6
2004 – Creighton Preparatory School (26-9) 11, Millard North (28-12) 9
2003 – Omaha Westside (32-3) 8, Millard West (30-10) 6 (8 in.)
2002 – Millard North 6, Creighton Preparatory School 3
Creighton Preparatory School (32-5) 13, Millard North (24-10) 3
2001 – Millard West 14, Creighton Preparatory School 2
Creighton Preparatory School (25-10) 6, Millard West (33-6) 5
2000 – Omaha Burke 2, Millard West 1
Omaha Burke (22-10) 11, Millard West (25-12) 6
1999 – Omaha Westside 5, Papillion-La Vista 0
Omaha Westside (23-5) 6, Papillion-La Vista (22-10) 1

Single Elimination Championship Final

Year-Winner, Runner-Up

1998 – Papillion-La Vista (21-8) 8, Omaha Westside (23-7) 2
1997 – Papillion-La Vista (23-8) 4, Creighton Preparatory School (20-8) 3
1996 – Ralston (26-1) 6, Omaha Westside (20-12) 1
1995 – Ralston (16-7) 7, Creighton Preparatory School (18-6) 1
1994 – Omaha Northwest (23-1) 7, Omaha Westside (14-9) 5
1993 – Creighton Preparatory School (14-5) 5, Millard North (17-3) 4
1992 – Omaha Burke (20-6) 5, Creighton Preparatory School (17-7) 1
1991 – Ralston (16-2) 5, Millard North (14-4) 0
1990 – Millard North (20-3) 10, Omaha Westside (14-6) 9
1989 – Omaha Northwest (19-7) 3, Lincoln Northeast (16-8) 2 (14 inn.)
1988 – Ralston (18-6) 4, Lincoln Southeast (14-7) 2
1987 – Ralston (17-6) 10, Creighton Preparatory School (16-8) 2
1986 – Ralston (20-4) 4, Omaha Benson (15-7) 1

1985 – Omaha Northwest (24-1) 3, Millard South (15-8) 0
1984 – Omaha Northwest (19-0) 4, Millard South (14-6) 2
1983 – Omaha Northwest (21-1) 10, Millard South (14-8) 0
1982 – Omaha Northwest (24-4) 7, Omaha Westside (18-1) 3
1981 – Creighton Preparatory School (27-2) 10, Millard (17-6) 1
1980 – Millard (19-4) 1, Omaha Roncalli Catholic (17-7) 0, 8 inn.
1979 – Omaha Burke (19-3) 8, Lincoln Southeast (14-5) 4
1978 – Bellevue West (16-4) 4, Millard (15-7) 3
1977 – Lincoln Southeast (9-6) 5, Papillion (12-10) 2
1976 – Millard (19-4) 3, Omaha Westside (16-2-1) 2
1975 – Omaha Burke (16-2) 6, Lincoln Southeast (8-10) 1
1974 – Omaha Benson (14-6) 5, Omaha Northwest (10-10) 0
1973 – Omaha South (15-3) 2, Lincoln Northeast (9-7) 1 (Orval Smith)
1972 – Omaha Westside (16-2) 6, Omaha Benson (17-2) 1
1971 – Omaha Ryan (13-4) 8, Omaha South (8-10) 0
1970 – Omaha Burke (16-3) 1, Creighton Preparatory School (13-7) 0, 10 inn.
1969 – Creighton Preparatory School (19-0) 4, Omaha Westside (10-7) 3
1968 – Omaha Ryan (16-4) 6, Omaha Rummel 3
1967 – Omaha Ryan (15-4) 8, Lincoln Southeast (8-5) 2
1966 – Omaha Tech 5, Omaha Benson 2
1965 – Omaha Ryan (15-0) 3, Omaha South (12-2) 1
1964 – Omaha Ryan (17-1) 8, Lincoln High (4-8) 3
1963 – Lincoln High 2, Omaha Ryan 1
1962 – Lincoln Southeast 2, Central City 1
1961 – Lincoln Southeast 5, Lincoln Northeast 3
1960 – Lincoln Southeast (7-3) 3, Boys Town (8-4) 2
1959 – Boys Town 2, Omaha Cathedral 0
1958 – Lincoln Southeast (7-3) 4, Lincoln Northeast (8-4) 2, 13 inn.
1957 – Lincoln Northeast (5-5) 5, Omaha Cathedral (4-7) 0
1956 – Lincoln High (12-4) 8, Lincoln Northeast (7-5) 1
1955 – Lincoln High (10-3) 11, Boys Town 0
1954 – Lincoln High 3, Boys Town 0
1953 – Boys Town 2, Lincoln High (6-4) 1
1952 – Lincoln High 15, Curtis 0, 5 inn.
1951 – Lincoln High 8, Omaha Holy Name 4
1943-50 – **No Championship**
1942 – (AA) Creighton Preparatory School 5, Omaha North 1
1941 – (AA) Omaha South 2, Creighton Preparatory School 0
1940 – Creighton Preparatory School (14-1) 13, Lincoln High 2
1939 – Omaha Central (12-0) 7, Creighton Preparatory School (13-3) 1

CLASS B

Winner-Take-All Championship Final

Year-Winner, Runner-Up

2023 – Elkhorn North (24-6) 2, Norris (25-10) 1

Double Elimination Championship Final(s)

Year-Winner, Runner-Up

2022 – Elkhorn North (24-11) 2, Waverly (16-15) 0
2021 – Beatrice (18-7) 5, Norris (26-9) 4
2020 – **No State Championship Held – COVID-19**
2019 – Bennington (20-5) 4, Hastings (21-8) 3 (9 in.)
2018 – Omaha Roncalli Catholic (18-5) 5, Norris (22-8) 4
2017 – Omaha Skutt Catholic (21-9) 6, Norris (24-5) 3, (12 in.)
2016 – Elkhorn (27-6) 4, Omaha Skutt Catholic (23-5) 3
2015 – Lincoln Pius X (20-6) 6, Norris (18-14) 3
2014 – Lincoln Pius X (26-6) 7, Omaha Skutt Catholic (19-8) 5

2013 – Norris (26-2) 3, Lincoln Pius X (18-3) 2
2012 – Lincoln Pius X (23-10) 2, Norris (29-6) 1
2011 – Gretna (25-4) 2, Elkhorn (21-10) 0
2010 – Omaha Gross Catholic 3, Omaha Skutt Catholic 1
Omaha Gross Catholic (15-14) 6, Omaha Skutt Catholic (20-9) 0
2009 – Omaha Gross Catholic (17-13) 4, Lincoln Pius X (18-13) 2
2008 – Omaha Skutt Catholic 3, Elkhorn 0
Elkhorn (21-10) 15, Omaha Skutt Catholic (15-13) 2 (6 in.)

Single Elimination Championship Final

Year-Winner, Runner-Up

1981 – Omaha Roncalli (22-5) 3, Laurel (10-2) 0
1980 – Wakefield (13-0) 4, Omaha Ryan (13-9) 3
1979 – Omaha Ryan (10-11) 7, Wayne (13-1) 3
1978 – Omaha Paul VI (15-8) 5, Wakefield (11-3) 0
1977 – Omaha Ryan 8, Bancroft 0
1976 – Wayne (14-2) 2, Omaha Ryan (11-5) 1
1975 – Omaha Paul VI (11-8) 9, Allen (11-2) 2
1974 – Omaha Gross Catholic (10-12) 8, Lincoln Pius X 0
1973 – Omaha Gross Catholic (10-5) 5, Bancroft 0
1972 – Omaha Gross Catholic (12-3) 4, Dodge 1
1971 – Omaha Gross Catholic (13-3) 3, Centennial 0
1970 – Wayne (10-2) 6, Grand Island Central Catholic 3
1969 – Valley (8-1) 5, Wayne (13-1) 1
1968 – Wayne (11-0) 8, Norris 1
1967 – Ralston (12-7) 5, Norris 0
1966 – Dodge (11-0) 11, Sprague-Martell 6
1965 – Dodge (9-1) 8, Elmwood (11-3) 4
1964 – Seward Concordia 5, Elmwood 4
1963 – Arlington 10, Elmwood 4
1962 – Arlington 8, Seward Concordia 2
1961 – Creighton St. Ludgers 3, Arlington 2
1960 – Central City (10-2) 8, Lincoln Pius X 4
1959 – Seward Concordia (8-2) 4, Papillion (9-3-1) 1
1958 – Imperial (5-0) 9, Columbus St. Bonaventure (4-2) 3
1957 – Central City (6-0) 7, Imperial (3-1) 1
1956 – Central City 3, Imperial 0
1955 – Humphrey St. Francis (9-0) 1, Wausa (6-2) 0
1954 – Wisner (5-0) 1, Omaha Holy Name (10-5) 0
1953 – Omaha Holy Name (7-4) 12, Plainview 2
1952 – Omaha Holy Name (11-1) 8, Tecumseh 0
1951 – Millard 4, Riverton 0
1943-50 – **No Championship**
1942 – (A) Neligh 11, Papillion 5
(B) Springfield 5, Arlington 1
1941 – (A) Madison 1, Neligh 0
(B) Arlington 7, Osmond 0
1940 – Arlington 25, Steinauer 0, 5 inn.

CLASS C

Winner-Take-All Championship Final

Year-Winner, Runner-Up

2023 – Malcolm (25-3) 3, Omaha Roncalli Catholic (13-12) 1

Single Elimination Championship Final

Year-Winner, Runner-Up

1960 – Seward Concordia (12-2) 8, Papillion 0
1959 – Creighton St. Ludgers (10-0) 9, Filley (8-2) 0
1958 – Millard (10-4) 7, Center (7-2) 4
1957 – Center (8-0) 4, Dodge (6-2) 2
1956 – Dodge 8, Springfield 5
1955 – Creighton St. Ludgers (10-1) 11, Panama (10-3) 0
1954 – Humphrey St. Francis 2, Clarks 1
1953 – Adams (13-0) 2, Dodge (6-2) 0
1952 – Dodge 5, Clarks 4
1943-51 **No Championship**
1942 – Filley 6, Yutan 5
1941 – Burchard 11, Malmo 2
1940 – Millard 2, Springfield 1

CLASS D

Year-Winner, Runner-Up

1954 – Millard 4, Filley 2
1953 – Millard (11-0) 10, Oakdale 0
1952 – Prague (5-0) 4, Oakdale (10-1) 3

NSAA Baseball Championship Bests

MOST STATE CHAMPIONSHIP APPEARANCES

Millard South, 43
 Creighton Preparatory School, 41
 Omaha Westside, 36
 Lincoln Southeast, 34
 Millard North, 28
 Papillion-La Vista, 26
 Millard West, 25
 Ralston, 22
 Lincoln High, 20
 Omaha Gross Catholic, 20
 Omaha Northwest, 19
 Omaha Burke, 18
 Lincoln Northeast, 17
 Lincoln Pius X, 17
 Elkhorn, 16
 Omaha Skutt Catholic, 16
 Norris, 14
 Omaha Bryan, 13
 Omaha Roncalli Catholic (Rummel), 12
 Wayne, 12
 Arlington, 11
 Omaha South, 11
 Grand Island, 10
 Papillion-La Vista South, 10
 Gretna, 9
 Lincoln Southwest, 9
 Lincoln East, 8
 Bellevue West, 7
 Elkhorn South, 7
 Beatrice, 6
 Omaha Benson, 5
 Waverly, 5

MOST STATE CHAMPIONSHIPS

Creighton Preparatory School, 12
 Millard South, 8
 Omaha Westside, 8
 Ralston, 7
 Omaha Ryan, 7
 Lincoln High, 6
 Omaha Gross Catholic, 6
 Omaha Northwest, 6
 Lincoln Southeast, 5
 Omaha Burke, 5
 Arlington, 4
 Dodge, 4
 Wayne, 4
 Central City, 3
 Creighton St. Ludgers, 3
 Elkhorn, 3
 Lincoln Pius X, 3
 Seward Concordia, 3

CONSECUTIVE STATE CHAMPIONSHIPS

Omaha Gross Catholic, 4 (B/1971-74)
 Omaha Northwest, 4 (A/1982-85)
 Creighton Preparatory School, 3 (A/2016-18)
 Lincoln High, 3 (A/1954-56)
 Lincoln Southeast, 3 (A/1960-62)
 Omaha Westside, 3 (A/2013-15)
 Ralston, 3 (A/1986-88)
 Arlington, 2 (B/1940-41)
 Arlington, 2 (B/1962-63)
 Central City, 2 (B/1956-57)

Creighton Preparatory School, 2 (A/2001-02)
 Dodge, 2 (B/1965-66)
 Elkhorn, 2 (A/2007, B/2008)
 Elkhorn North, (B/2022-2023)
 Lincoln High, 2 (A/1951-52)
 Lincoln Pius X, 2 (B/2014-15)
 Millard, 2 (D/1953-54)
 Omaha Gross Catholic, 2 (B/2009-10)
 Omaha Holy Name, 2 (B/1952-53)
 Omaha Ryan, 2 (A/1964-65)
 Omaha Ryan, 2 (A/1967-68)
 Papillion-La Vista, 2 (A/1997-98)
 Papillion-La Vista South, 2 (A/2010-11)
 Ralston, 2 (A/1995-96)

MOST TIMES IN FINALS

Creighton Preparatory School, 22
 Millard South, 18
 Omaha Westside, 17
 Millard West, 11
 Omaha Ryan, 10
 Lincoln High, 9
 Lincoln Southeast, 9
 Norris, 9
 Dodge, 7
 Lincoln Northeast, 7
 Lincoln Pius X, 7
 Millard North, 7
 Omaha Northwest, 7
 Papillion-La Vista, 7
 Ralston, 7
 Arlington, 6
 Omaha Gross Catholic, 6
 Boys Town, 5

Omaha Burke, 5
 Omaha Roncalli Catholic (Rummel), 5
 Omaha Skutt Catholic, 5
 Wayne, 5
 Central City, 4
 Elkhorn, 4
 Omaha Benson, 4
 Omaha Holy Name, 4
 Omaha South, 4
 Seward Concordia, 4
 Elmwood, 3
 Imperial, 3
 Springfield, 3
 Elkhorn North, 2
 Omaha Cathedral, 2
 Papillion-La Vista South, 2
 Beatrice, 1
 Bellevue West, 1
 Bennington, 1
 Curtis, 1
 Grand Island, 1
 Gretna, 1
 Hastings, 1
 Lincoln East, 1
 Malcolm, 1
 Millard West, 1
 Omaha Central, 1
 Omaha North, 1
 Omaha Technical, 1
 Waverly, 1
 Yutan, 1



CALLAM

SPORTS PHOTOGRAPHY

Scan to visit callamsportsphoto.com to purchase your event photos!

The official photographer for the NSAA

Phone: 402-499-5630 Email: callamsports@gmail.com



RIGHT SCHOOL. RIGHT CITY.

Nebraska Wesleyan University in Lincoln

nebrwesleyan.edu/visit





HEALTHCARE CAREERS WITH HEART

Nebraska Methodist College has educated compassionate and sought-after healthcare professionals for more than **130 years.**

From certificate programs to associate and bachelor's degrees, students can find a path to an exciting and meaningful career in healthcare:

- Nursing
- Sonography
- Respiratory Therapy
- Radiologic Technology
- Surgical Technology
- Physical Therapist Assistant
- Healthcare Management
- Phlebotomy
- Sterile Processing
- Pharmacy Technician
- Certified Nursing Assistant
- Medication Aide



Learn more

Visit methodistcollege.edu/heart, call admissions at (402) 354-7200 or email admissions@methodistcollege.edu.
720 N. 87th St., Omaha, NE 68114



THE JOSIE HARPER CAMPUS

WELCOME STATE BASEBALL FANS!

EXPERIENCE THE THRILL OF SARPY COUNTY: GOLF, SPORTS, NATURE, AND DINING DELIGHTS AWAIT!



FONTENELLE FOREST



EAGLE HILLS GOLF COURSE



COURTYARD BY MARRIOTT



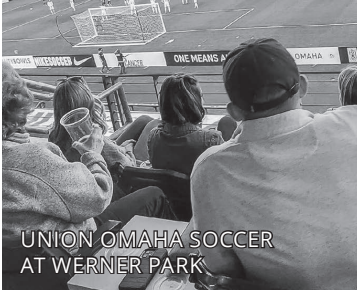
UNION OMAHA SOCCER AT WERNER PARK




PAPIO FUN PARK



STORM CHASERS BASEBALL AT WERNER PARK



UPTOWN BAKERY



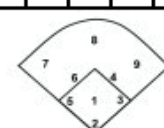
NEBRASKA CROSSING

Discover Sarpy County, where excitement awaits at every turn. Tee off at one of our top-tier golf courses, cheer on the Omaha Storm Chasers or Union Omaha at Werner Park, and immerse yourself in nature at Fontenelle Forest or TreeRush Adventures. Then, indulge in exquisite dining to cap off your day of adventure. From outdoor activities to historical sites, Sarpy County offers a summer experience like no other, just minutes from Omaha along I-80. Explore more at GoSarpy.com!




BELLEVUE • GRETNA • LA VISTA • PAPILLION • SPRINGFIELD • OFFUT AIR FORCE BASE • OMAHA METRO

		vs.			Field:						Umpire:										
Date:		Start Time:			Length:																
#	Batter	1	2	3	4	5	6	7	8	9	10	AB	H	K	BB	R	RBI	E			
#	Pitcher	IP	BF	H	R	ER	BB	K	HBP	WP	BK	#	Catcher	PB	CS	SB					



(cc) BY-NC-SA

		vs.			Field:						Umpire:										
Date:		Start Time:			Length:																
#	Batter	1	2	3	4	5	6	7	8	9	10	AB	H	K	BB	R	RBI	E			
#	Pitcher	IP	BF	H	R	ER	BB	K	HBP	WP	BK	#	Catcher	PB	CS	SB					



(cc) BY-NC-SA