



**Nebraska School Activities Association**

500 Charleston

Lincoln, NE 68501-5448

T (402) 489-0386 F (402) 489-0934

www.nsaahome.org

Date: April 14, 2025

To: Players Participating in 2025 NSAA Boy's Golf Championship

From: NSAA Boy's Golf Rules Committee

Re: Tournament Reminders

As the 2025 State Golf Championship nears we wanted to offer some helpful reminders regarding your play in this championship. We hope each player takes an opportunity to review this memo prior to their arrival at the tournament site.

**ADVICE**

During the round, you are only permitted to receive advice or counsel from a designated coach. Since the designated round is 18-holes please remember that this rule applies between the 9<sup>th</sup> and 10<sup>th</sup> holes just like it does between the 3<sup>rd</sup> and 4<sup>th</sup> holes. It's not uncommon for some sort of interaction between a parent and their player at the turn. If it involves any sort of counsel or advice it would be a breach of this rule.

**STARTING PLAY**

Prior to starting play it is often necessary for the Starter to go through some announcements with the players therefore it is necessary for each player to be at their designated starting tee well in advance of their designated starting time. Please plan your pre-round practice routine accordingly and arrive ready to play at least 5 minutes prior to your time.

**PACE of PLAY**

To be held up on the golf course by slow play is frustrating. Once you start your round please stay with the group in front of you, look forward, not back. Walk briskly between shots. Be prepared to play when it is your turn. Exit the putting green immediately when play of the hole is complete.

Don't huddle to determine scores on the next tee if the landing zone is clear. As a player, you'll serve as a marker for another player in the group, when you complete a hole compare scores with the competitor whose card you have while walking to the next hole so you're ready to play when you arrive. If need be play ready golf.

In both Class A and Class B the field of players is small enough that there should not be any pace of play issues. The committee designates what they feel is an appropriate amount of time to play each hole on the course and the entire round itself in their pace of play policy. If your group falls behind this prescribed schedule it may be timed by an official and each individual player subject to penalty if they are taking more than the prescribed time for each stroke.

Because of the number of players in Class C and Class D it is more difficult to stick to the prescribed schedule. The number of groups, in most cases, is increased. Therefore, it is absolutely necessary for groups to maintain their position on the golf course. Any sort of gap (open hole) creates a negative impact on the entire field.

Finally, as stated earlier this is an 18-hole round. We fully expect players to go from their 9<sup>th</sup> green to their 10<sup>th</sup> tee just like they would from the 2<sup>nd</sup> green to the 3<sup>rd</sup> tee. Restroom breaks are understandable as they would be on the course. Stopping to have lunch or visit with family at the turn is not.

## **SCORING**

Scoring monitors are present with each group to insure the accuracy of each player's score. Each player serves as a marker for another player in the group. When comparing scores after each hole do so in a timely manner, we suggest doing it as you walk between green and tee. Stopping next to green just completed or on the next tee for several minutes is not acceptable. Often times the Scoring monitors slow down this process but with your assistance the process can be smoother.

Each scorecard has a place for you to record hole by hole scores for the player whose card you have. In addition, there is also a place for you to record your own scores, we call this area on the scorecard marker's notes. Following the round you are able to tear off your marker's notes and strip it against your own scorecard to ensure the accuracy of your hole-by-hole scores.

When the round is complete you will report to the scoring area. This area will be somewhat private to avoid any distractions when going through your scorecard. As a player, you are responsible for three things – 1. Your correct hole-by-hole scores must be recorded; 2. You must ensure that your marker signed your scorecard; and 3. You must sign your scorecard yourself. If you submit your scorecard and leave the scoring area missing one of these signatures the penalty is 2-strokes. In addition, if you sign for a hole score lower than what you actually took you are disqualified; sign for a hole score higher than you actually took you must accept the score. Players are not responsible for 9-hole and 18-hole totals on the scorecard, that responsibility rests with the Committee.

Thank you for your attention regarding these issues. Congratulations on qualifying for this state championship and our best to you and your teammates competing May 28-29.



**NSAA Boys Golf Championship**

Class B

Monument Shadows Golf Course, Gering

May 28-29, 2025

**COURSE SET-UP:** Gold Tees unless noted

Hole	Par	Yardage
1	4	382
2	3	195 (Blue)
3	4	310
4	5	528 (Blue)
5	4	403 (Blue)
6	4	317
7	3	168
8	4	545 (Blue)
9	5	387
<b>Front</b>	<b>36</b>	<b>3,235</b>
10	4	368
11	4	399 (Blue)
12	5	512
13	3	160
14	4	397 (Blue)
15	4	357
16	5	560
17	3	178 (Blue)
18	4	378 (Blue)
<b>Back</b>	<b>36</b>	<b>3,309</b>
<b>Total</b>	<b>72</b>	<b>6,544</b>



**Nebraska School Activities Association**  
500 Charleston  
Lincoln, NE 68501-5448  
T (402) 489-0386 F (402) 489-0934  
[www.nsaahome.org](http://www.nsaahome.org)

## **RULES SUMMARY FOR MONUMENT SHADOWS GOLF COURSE (CLASS B)**

The following summary of this year's host course is provided to teams in advance so they'll be better prepared for state golf from a Rules of Golf perspective. We encourage participating teams to review this document prior to their arrival at the **MONUMENT SHADOWS GOLF COURSE**.

See the NSAA's course set-up for specific championship yardage.

**Front Nine - Hole #1** - Pond immediately left of the Teeing Area is a Red Penalty Area; Out of Bounds along the right side and behind the Putting Green. **Hole #2** - Out of Bounds along the right side. **Hole #3** - Out of Bounds along the right side and behind the Putting Green. **Hole #4** - Pond along the right side near the Putting Green is a Red Penalty Area. **Hole #5** - Out of Bounds behind the Putting Green. **Hole #6** - Out of Bounds along the right side and behind the Putting Green. **Hole #8** - Out of Bounds along the right side and behind the Putting Green; Ponds along the left side are Red Penalty Areas. **Hole #9** - Out of Bounds along the right side; Pond left of the Putting Green and areas behind the Putting Green are Red Penalty Areas.

**Back Nine - Hole #10** - Pond right of the Teeing Area and canal along the right side are Red Penalty Areas; Out of Bounds along the left side and behind the Putting Green; Maintenance Road along the right side is an Immovable Obstruction. **Hole #11** - Out of Bounds along the left side and behind the Putting Green; Street behind the Putting Green is Out of Bounds even if the ball ends up beyond the street on another part of the golf course. **Hole #12** - Out of Bounds along the left side; Pond along the right side is a Red Penalty Area. **Hole #13** - Out of Bounds along the left side and behind the Putting Green; Pond along the right side is a Red Penalty Area. **Hole #14** - Out of Bounds along the left side; Street behind the Putting Green is Out of Bounds even if the ball ends up beyond the street on another part of the golf course; Pond along the right side is a Red Penalty Area. **Hole #15** - Out of Bounds along the left side; Canal behind the Putting Green is a Red Penalty Area; Maintenance Road behind the Putting Green is an Immovable Obstruction. **Hole #16** - Ponds along the right side are Red Penalty Areas; Canal along the left side is a Red Penalty Area a short distance that switches to Out of Bounds; Maintenance Road along the left side is an Immovable Obstruction; Tree Nursery (White Stakes with Green Tops) along the right side beyond the ponds is Ground Under Repair. **Hole #17** - Out of Bounds along the left side; Tree Nursery (White Stakes with Green Tops) along the right side is Ground Under Repair. **Hole #18** - Out of Bounds along the left side; Tree Nursery (White Stakes with Green Tops) along the right side is Ground Under Repair; Pond along the right side, ditch in front of the Putting Green and pond left of the Putting Green are Red Penalty Areas; Out of Bounds behind the Putting Green.

As a reminder, if a ball is Lost or Out of Bounds, the player must take stroke-and-distance relief by adding one penalty stroke and playing a ball from where the previous stroke was made (see Rule 14.6). Artificial objects defining or showing Out of Bounds may not be moved; free relief is not permitted.

Yardage posts are Movable Obstructions. Staked trees are Immovable Obstructions.

**NSAA BOY'S GOLF STATE CHAMPIONSHIP**  
MAY 28-29, 2025  
**CLASS B – MONUMENT SHADOWS GOLF COURSE, GERING**  
(DRAFT VERSION - 3/13/2025)



**NOTICE TO COMPETITORS**

(This information supplements the Local Rules and Terms of the Competition for 2025 NSAA Golf Championships & Events)

1. **Deciding Ties:** In the event of a tie for first place in the individual or team competition, a hole-by-hole play-off using holes 1 & 9 will determine the champion unless otherwise notified by the Committee. See the NSAA Golf Manual for play-off procedure.
2. **Teeing Ground:** The State Championship Tee-Markers define the teeing area.
3. **Circle 10 Scoring:** Once a participant reaches 11 strokes or more, the participant has the option to pick up their ball, wait for the others to finish the hole and then move on to the next hole to continue play. The player who “picks up” their ball will be able to continue their round but is disqualified from the individual competition and their score is ineligible for that round’s team score.
4. **Scoring Area:** A player’s scorecard is deemed to be returned when the player has left the scoring room.
5. **Out of Bounds:**
  - a. Out of Bounds is defined by white lines and white paint dots in addition to white stakes, white posts and fence posts. When defined by white lines, the line itself is out of bounds.
  - b. **The Parking Lot and Entrance Road** are out of bounds defined by the curbing.
  - c. **Hole 10** – Out of Bounds is defined by the wall of the cart shed along the left between white stakes.
  - d. **Hole 11 & Hole 14** - Out of Bounds is defined by the curbing of the street behind the putting green. A ball is out of bounds if it lies beyond the curbing, even though it might be on another part of the golf course.
  - e. **Hole 12** - Out of bounds is defined by the white line of the street along the left. The white stakes have no status.
  - f. **The Driving Range** is out of bounds during the play of No. 18, defined by white posts.
6. **Ground Under Repair** includes, but is not limited to:
  - a. Decorative Flower and Plant Beds. When enclosed by cart paths or adjacent to immovable obstructions they are treated as a single abnormal course condition.
  - b. The Tree Nursery Area between holes 16, 17 & 18, defined by white posts labeled “GUR”.
7. **Movable Obstructions** include, but are not limited to:
  - a. Yardage posts. If the post, or any part of it, is not easily movable, it is an immovable obstruction.
8. **Immovable Obstructions** include, but are not limited to:
  - a. Staked Trees.
  - b. Artificially Surfaced Roads and Paths including those surfaced with crushed brick, gravel or asphalt.
  - c. **Arboretum Plaques** – Relief available from the plaque only.
  - d. **Holes 10, 15 and 16** – The Maintenance Road adjacent to the canal.
  - e. **Immovable Obstructions Adjacent to Each Other** are to be treated as a single immovable obstruction.
9. **Loose Impediments:**
  - a. Mulch used as decoration for tree bases.
10. **Temporary Immovable Obstructions:**

**Relief on Either Side:** Model Local Rule F-23 is in effect and includes any temporary immovable obstruction installed for the championship. If a player has either physical interference or line of sight interference from any TIO and is entitled to relief, as an additional option, she may take relief on the other side of the TIO along the arc without penalty. When taking relief on the other side of the TIO, the player may only take relief under the TIO Local Rule, not Rule 16.1.
11. **Final Decisions on Any Disputed Points** will be made by Jeff Stauss, NSAA; Justin Ahrens, NebGolf and Robert Thomason, Monument Shadows GC.

**To request the assistance of a Referee please contact**  
Justin Ahrens (402) 380-1916 or Monument Shadows Pro Shop (308) 635-2277



# Local Rules and Terms of the Competition

## FOR 2025 NSAA GOLF CHAMPIONSHIPS

*The Rules of Golf as approved by the United States Golf Association and the R&A Rules Limited govern play. These Local Rules and Terms of the Competition are in effect at all NSAA Championships. See applicable Championship Notice to Players and NSAA Golf Manual for modifications or additions to these Local Rules and Terms of the Competition. Complete text of the Rules and Local Rules may be found in the Official Guide to the Rules of Golf, effective January 2023. If a player in a team competition breaches a Rule that results in disqualification, the effect will be to disqualify the player for that round only. Exception: NSAA serious misconduct, in which it is up to the Championship Rules Committee.*

**Unless otherwise noted, the penalty for breach of a Local Rule is the general penalty.**

**Out of Bounds** – Defined by the line between the course-side points of white stakes and fence posts at ground level.

**Penalty Areas** – When a penalty area is defined on only one side, it extends to infinity. When a penalty area is connected to the out of bounds edge, the penalty area extends to and coincides with out of bounds.

**Ground Under Repair** – Defined by white lines. French drains, which are trenches filled with rocks or stones, are ground under repair.

Ground under repair may include areas of unusual damage, including areas where spectators or other traffic has combined with wet conditions to affect materially the ground surface, but only when so declared by an authorized member of the Committee. When immediately adjacent to an immovable obstruction, such an area is part of the obstruction.

**Animal Near Ball** - Model Local Rule E-13 as prescribed in Section 8 of the Committee Procedures is in effect.

**Relief from Seams of Cut Turf** – If a player's ball lies in or touches a seam of cut turf or a seam interferes with the player's area of intended swing: (a) Ball in General Area - The player may take relief under Rule 16.1b. (b) Ball on Putting Green - The player may take relief under Rule 16.1d. But interference does not exist if the seam only interferes with the player's stance. All seams within the area of cut turf are treated as the same seam in taking relief.

**White-Lined Areas Tying Into Artificially-Surfaced Roads and Paths** – White-lined areas of ground under repair and the artificially surfaced roads, paths or other identified obstructions that they are connected to are a single abnormal course condition when taking relief under Rule 16.1.

**Wood Chips and Mulch** – Are loose impediments.

**Integral Objects** – Include cables, rods, wires and wrappings when closely attached to trees, and artificial walls and pilings when located in penalty areas or in or adjacent to bunkers, and bunker liners. An exposed bunker liner may be treated as ground under repair, but interference does not exist if the liner interferes only with the player's stance.

**Temporary Immovable Obstructions** – Local Rule as prescribed in Section 8 of the Committee Procedures is in effect. Model Local Rule F-23.

**List of Conforming Driver Heads** – Local Rule as prescribed in Section 8 of the Committee Procedures is in effect. Model Local Rule G-1.

**List of Conforming Golf Balls** – Local Rule as prescribed in Section 8 of the Committee Procedures is in effect. Model Local Rule G-3.

**Prohibiting Use of Certain Types of Shoes** – Local Rule as prescribed in Section 8 of the Committee Procedures is in effect. Model Local Rule G-7.

**Prohibiting Use of Cell Phones and Other Electronic Devices** – Rule 4.3a(4) is modified in this way: During a round, a player must not use an electronic device (i.e. cell phone, personal audio or video devices) for the purpose of talking, texting, listening to or watching content of any nature. Model Local Rule G-8.

**Missing Player or Marker Certification** - Model Local Rule L-1 as prescribed in Section 8 of the Committee Procedures is in effect.

**Use of Caddie Prohibited** – Rule 10.3a is modified in this way: A player must not have a caddie during the round.

**Transportation** – During a round, a player must not ride on any form of motorized transportation except as authorized or later approved by the Committee (a player making a stroke from where the previous stroke was made is always authorized). The player gets the general penalty for each hole during which there is a breach of this Local Rule. If the breach occurs between the play of two holes, it applies to the next hole.

**Advice** – See separate player and coach memorandum on people who may give advice.

**Pace of Play** – See separate player memorandum for pace of play policy.

**Stopping and Resuming Play** – An immediate suspension will be signaled by one prolonged airhorn note. All other suspensions will be signaled by three consecutive airhorn notes. Resumption of play will be signaled by two short airhorn notes. See Rule 5.7b. All practice areas are closed during an immediate suspension for a dangerous situation until the Committee has declared them open. Players who practice on closed practice areas will be asked to stop practicing; failure to stop practicing might result in disqualification.

**Practice** – Prior to and after a round in stroke play, a player may practice on the designated practice areas. Rule 5.2b covering practice in stroke play is modified in this way: A player may not practice on the competition course before or between rounds. Penalty for breach of Local Rule, see Rule 5.2.

**When Competition is Final** – The competition is final when the trophy has been presented to the winner or, in the absence of a prize ceremony, when all scores have been approved by the Committee.

**Code of Conduct** – Rule 1.2b covering code of conduct is modified in this way: Any player that engages in conduct detrimental to the integrity and image of the game of golf and/or public confidence in the NSAA is subject to penalty. Such conduct may include, but is not limited to, intentional damage to the golf course or the player's equipment; club throwing; verbal or physical abuse of spectators, officials, volunteers, or staff; blatant or excessive profanity; disorderly behavior; failure to abide by club rules or any other unbecoming conduct.

**Penalty for Breach of Code of Conduct:** First breach - **Warning**; Second breach - **General Penalty** for the hole during which the breach occurs. If the breach occurs between the play of two holes, it applies to the next hole. Third breach or any serious misconduct - **Disqualification**

## NSAA Golf Championships Pace of Play Policy



### Maximum Allowable Time

Maximum allowable time is the maximum time that the Committee considers necessary for a group to complete its round. This is expressed in a per-hole and aggregate time format on the chart attached to this document. The hole is completed when the last player in the group removes their ball from the hole.

- Players should play at a prompt pace throughout the round.
- In Stroke Play, players are encouraged to play "ready golf" in a safe and responsible way (Rule 6.4b).

### "Out of Position"

A group is **out of position** when it exceeds the maximum allowable time **and**:

- a) Arrives at a par-3 after **all** players in the group ahead have played from the teeing area of the next hole.
- b) Arrives at a par-4 that becomes clear of play before **any** player plays a stroke from the teeing area.
- c) Arrives at a par-5 after **any** player in the group ahead has made a stroke on the putting green.

### Group Out of Position - Warning/"On the Clock"

When the Committee determines that a group is out of position, the group may either receive a warning or be put immediately "on the clock" (that is, to be timed) and the players will be notified by a referee.

- When warned, the group is expected to regain position with the group ahead as soon as possible. If the group does not make up time or regain position, the group will be put "on the clock" and informed by a referee.
- While "on the clock", any player in a group who incurs a bad time will be informed as soon as possible.
- While "on the clock", the Committee may assess a bad time to a player who delays play between shots or holes.
- A referee will not inform a group when it has regained its position and is no longer "on the clock". A player may inquire as to the status of the group at any time.
- If the group in question regains its proper position, any previous bad times will be carried forward for the remainder of that round.
- Regardless of position, if the Committee determines that a player(s) in the group is delaying play of their own or any subsequent group, or the competition in general:
  - The player(s) may be warned and/or placed "on the clock" by a referee.
  - The penalty for breach of Rule 5.6a (Unreasonable Delay of Play) may be applied.
  - The Committee reserves the right to warn or put a group or individual player "on the clock" at any time.

### Time Permitted to Play a Stroke

A player is considered to have incurred a bad time when the player exceeds 40 seconds to make a stroke.

- An extra 10 seconds (for a total of 50 seconds) will be permitted for the first player to play:
  - A stroke on a par-3
  - A second stroke on a par-4 or par-5
  - A third stroke on a par-5
  - A stroke around the putting green
  - A stroke on the putting green
- The timing of a player's stroke begins when it is the player's turn to play without interference or distraction. Time spent determining yardage and other conditions, such as wind, will count as time taken for the stroke.
  - **On the putting green**, the actions allowed under Rule 13.1 are not included in the timing of a player's stroke, provided the player is not unreasonably delaying play. However, time spent surveying the line of play from any angle will count as time taken for the stroke.

### Penalties

The following is the penalty structure for a player who receives bad times while "on the clock" (timed):

BAD TIMES	STROKE PLAY
1 <sup>st</sup> bad time	No penalty
2 <sup>nd</sup> bad time	1 stroke penalty
3 <sup>rd</sup> bad time	Additional 2 stroke penalty
4 <sup>th</sup> bad time	Disqualification

**NSAA BOYS GOLF CHAMPIONSHIP**  
**Monument Shadows Golf Course**  
**PACE OF PLAY TIME CHART**

**THREE (3) PLAYERS**

PACE OF PLAY LIMIT – TIME SCHEDULE IN HOURS AND MINUTES																		
Hole #	1	2	3	4	5	6	7	8	9	10	11	12	13	14	15	16	17	18
Par	4	3	4	5	4	4	3	4	5	4	4	5	3	4	4	5	3	4
Time Given	:16	:13	:13	:19	:15	:14	:10	:17	:19	:17	:15	:18	:10	:15	:15	:19	:11	:15
Total Time	:16	:29	:42	1:01	1:16	1:30	1:40	1:57	2:16	2:33	2:48	3:06	3:16	3:31	3:46	4:05	4:16	4:31
PACE OF PLAY LIMIT – TIME SCHEDULE IN HOURS AND MINUTES																		
Hole #	10	11	12	13	14	15	16	17	18	1	2	3	4	5	6	7	8	9
Par	4	4	5	3	4	4	5	3	4	4	3	4	5	4	4	3	4	5
Time Given	:17	:15	:18	:10	:15	:15	:19	:11	:15	:16	:13	:13	:19	:15	:14	:10	:17	:19
Total Time	:17	:32	:50	1:00	1:15	1:30	1:49	2:00	2:15	2:31	2:44	2:57	3:16	3:31	3:45	3:55	4:12	4:31





## **2025 NSAA GOLF CHAMPIONSHIPS**

### **MEMORANDUM TO COACHES AND PLAYERS**

#### **ADVICE LOCAL RULE**

Each team may name two advice givers whom players on the team may ask for or receive advice from during a round. When a player is competing only as an individual, including a player from a team competing in an individual play-off, the player may name one advice giver whom the player may ask for or receive advice from during a round, with a maximum of two advice givers per institution.

Each team or individual must identify the advice giver to the Committee before players on the team or an individual asks for or receive advice from the advice giver. The advice givers must include the Head Coach and/or One Assistant Coach, who has met all NSAA coaching requirements and who is designated by their school to perform coaching duties. And, the advice giver must wear the identification band, when provided. The team or individual may change its advice giver during the round, but must tell the Committee when it is doing so.

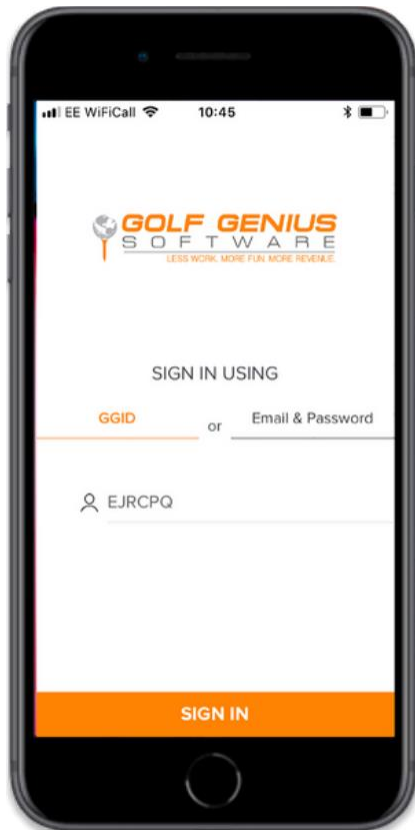
A team's advice giver must only give advice to, and ask advice from, players on their team and the team's other advice giver, and must not ask for advice from any other representative of their institution, any other advice giver or any other outside influence. When a player is competing as an individual, the player's advice giver must only give advice to the player and must not ask advice from any other representative of their institution, any other advice giver or any other outside influence. If an advice giver asks advice from someone not allowed, the Committee may revoke their position.

An advice giver is an outside influence and is not treated as part of the player's side. However, under Rule 10.2b(4) "Restricted Area for Caddie Before Player Makes Stroke", when applying this Rule the advice giver is treated the same as a caddie and a breach by the advice giver results in a penalty to the player.

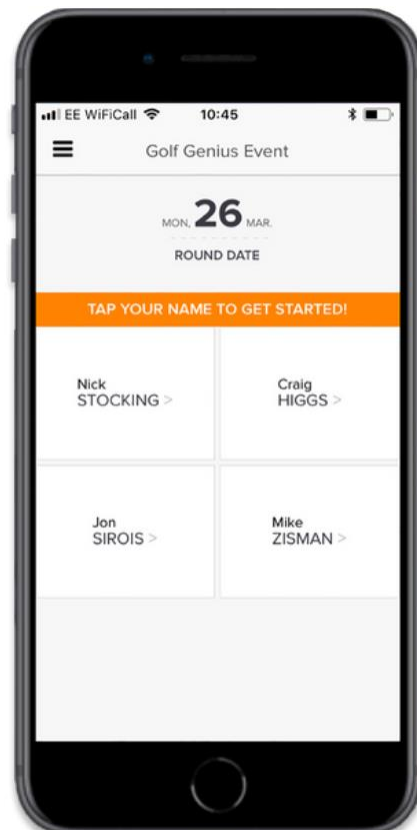
Under the other Rules of Golf a player is not subject to a penalty for the actions of the advice giver that breaches a Rule unless the advice giver does so at the player's request or while acting with the player's authority, or if the player sees the advice giver about to take an action concerning the player's ball or equipment that they know would breach the Rules if taken by the player and does not take reasonable steps to object or stop it from happening (see Rule 1.3c(1)).

The Committee trusts that all players and advice givers respect the principle of obedience to the Rules, proper conduct and fair play in the spirit of the game.

# NSAA CHAMPIONSHIPS



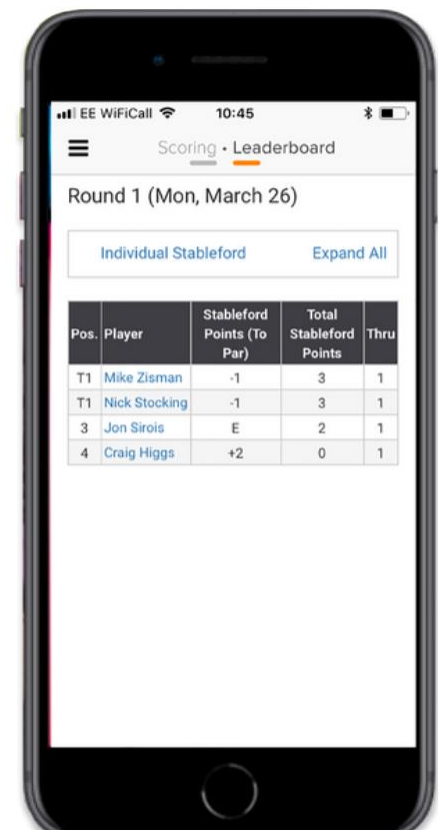
Download the free Golf Genius App from the App Store. Log in using your GGID located in the bottom corner of your scorecard.



Only 1 person in each group needs to do the live scoring - select your name.



Use the numbers to enter GROSS scores. Golf Genius will do the rest!



Stay up to date by selecting the Leaderboard tab.