



Coaching Curiosity
**TEACHING THE
ART OF THE
INTERVIEW**




Brandon
Mueting




Jacque
Harms





Sparking **Curiosity**







The Object **INTERVIEW**

Two people sit next to each other. Each pulls an item out of a backpack (or pocket). Taking turns, each partner interviews them about it — but must keep digging until they uncover a story behind the object (family tradition, travel memory, challenge, etc.).

Teaches that curiosity turns surface facts into meaningful narratives.

The equipment you will need:

- An ordinary, everyday object

Silent STORY

Students watch a short silent video clip (no context).

In small groups, they brainstorm questions they'd want to ask the people in the video to find out what's really happening.

Helps them realize curiosity is about *what you don't know yet*.

The equipment you will need:

- A video with no sound



Curiosity JOURNALING



- ❖ Every day for a week, students write down one question they have about their school, community, or the world.
- ❖ Every day the student writes a more specific question about their chosen topic.
- ❖ At the end, they share their questions with the class.
- ❖ Reinforces that curiosity begins with noticing.

Curiosity LADDER



Closed vs. Open Questions

BASIC:

Who- What – When – Where - Why

DIG DEEPER:

Tell me Share ... How did that happen? Set the stage for me ... How did it make you feel?



Reflect for me.... Give me ...

Recount ... Relate...

Update me Walk me through

THE SHOE

The INTERVIEW in action



PREPARE INITIAL QUESTIONS

- Build a question set
- Questions dig for opinions / emotions
- Showcase curiosity
- Non-googleable questions

LISTENING SKILLS


- Listen with eyes, not just ears.
- Body Language: Open to interview subject, head nods
- Record Interview: Allows for better connection with interviewee
- Embrace Silence

QUESTIONS BELOW THE SURFACE

- Flip the Perspective: Ask the janitor about homecoming, not the coach
- Ask for stories, not opinions

REFLECT & STORYTELLING

- What surprises me?
- What is the real story here?
- What is the real angle?
- What does my audience care about or want to know?
- Am I ready to write, do I need more facts, interviews, follow-ups?



Live
ROLE PLAY

● *Teacher* **Take-aways**

- Curiosity is Teachable
- Activities for Classroom
 - Object Interview
 - Silent Story
 - Curiosity Journaling
 - Curious Questions
 - Live Interview Role-Play



*Thank
you*

